

PUBLIC SUPPORT FOR CLIMATE AND ENERGY POLICIES IN NOVEMBER 2013

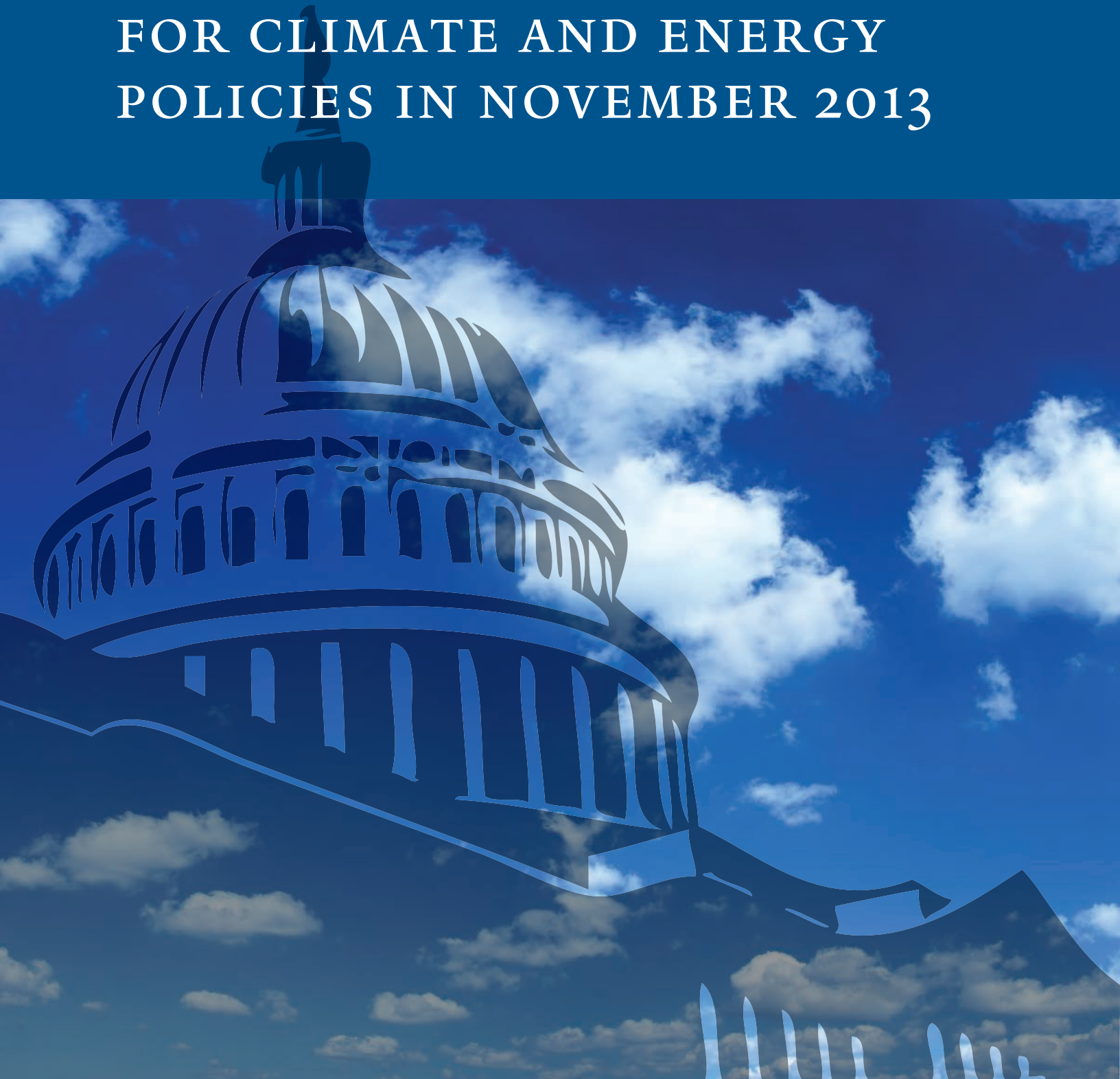


Table of Contents

Introduction.....	3
Executive Summary.....	5
1. Issue Priority for the President and Congress	8
2. Who Should Act on Global Warming?	11
3. Support for Action	14
4. Support for Specific Climate and Energy Policies.....	17
5. Americans Assess the Pros and Cons of Various Climate and Energy Policies	24
6. Confidence in Government	27
7. Confidence in Citizens' Ability to Influence Elected Officials	30
8. Policy Support by Political Party	32
9. Policy Support by Global Warming's Six Americas.....	40
 Appendices	
I: Data Tables.....	51
II: Survey Method	112
III: Sample Demographics.....	114

Introduction

This report is based on findings from a nationally representative survey – *Climate Change in the American Mind* – conducted by the Yale Project on Climate Change Communication (<http://environment.yale.edu/climate-communication>) and the George Mason University Center for Climate Change Communication (<http://www.climatechangecommunication.org>). Interview dates: November 23 – December 9, 2013. Interviews: 830 Adults (18+).

Total average margin of error: +/- 3 percentage points at the 95% confidence level. The research was funded by the Energy Foundation, the 11th Hour Project, the Grantham Foundation, and the V.K. Rasmussen Foundation.

Principal Investigators:

Anthony Leiserowitz, PhD
Yale Project on Climate Change Communication
School of Forestry & Environmental Studies
Yale University
(203) 432-4865
anthony.leiserowitz@yale.edu

Edward Maibach, MPH, PhD
Center for Climate Change Communication
Department of Communication
George Mason University
(703) 993-1587
emaibach@gmu.edu

Connie Roser-Renouf, PhD
Center for Climate Change Communication
Department of Communication
George Mason University
croserre@gmu.edu

Geoff Feinberg
Yale Project on Climate Change Communication
School of Forestry & Environmental Studies
Yale University
(203) 432-7438
geoffrey.feinberg@yale.edu

Seth Rosenthal, PhD
Yale Project on Climate Change Communication
School of Forestry & Environmental Studies
Yale University
seth.rosenthal@yale.edu

Cite as: Leiserowitz, A., Maibach, E., Roser-Renouf, C., Feinberg, G., & Rosenthal, S. (2014) *Public support for climate and energy policies in November 2013*. Yale University and George Mason University. New Haven, CT: Yale Project on Climate Change Communication.

Executive Summary

Issue Priority for the President and Congress

- Americans' top three issue priorities are the economy, health care, and the federal budget deficit.
- Energy independence ranks 8th and global warming ranks 11th out of the 13 national issues measured.
- Over half of Americans (59%) say energy independence should be a high priority, and most (90%) say it should be at least a medium priority for the President and Congress.
- Nearly four in ten Americans (37%) say global warming should be a high priority (23%) and a solid majority (71%) say it should be at least a “medium” priority.
- Americans' top environmental priorities for the President and Congress are water pollution (62% say it should be a “high” or “very high” priority), developing sources of clean energy (61%), toxic waste (56%), and air pollution (54%).

Who Should Act on Global Warming?

- Majorities of Americans say that corporations and industry (65%), citizens themselves (61%), and the U.S. Congress (52%) should be doing more to address global warming. Nearly half (46%) say President Obama should be doing more.
- Four in ten Americans say they want their *state* government to do more rather than less than it is doing now to protect people and communities from the impacts of global warming.
- One in three Americans want their *local* government to do more rather than less to protect people and communities from the impacts of global warming.

Support for Action

- Six in ten Americans (60%) say the U.S. should reduce its own greenhouse gas emissions regardless of what other countries do, a number that has remained fairly stable over the past few years.
- Most Americans (83%) say the U.S. should make an effort to reduce global warming, even if it has economic costs.

- Majorities of Americans support:
 - Funding more research into renewable energy sources (72%)
 - Providing tax rebates for people who purchase energy-efficient vehicles or solar panels (71%)
 - Regulating CO₂ as a pollutant (67%)
 - Eliminating all subsidies for the fossil-fuel industry (59%)
 - Requiring electric utilities to produce at least 20% of their electricity from renewable energy sources, even if it costs the average household an extra \$100 a year (56% support)
- Americans are less likely to support setting strict CO₂ emission limits on existing coal-fired power plants when the policy is described as a directive by President Obama to the E.P.A. Half of the survey respondents were asked whether they would support or oppose such a policy without reference to who would direct and enforce it: 63% said they would support and 34% said they would oppose it. The other half of the sample was asked the same question, but included mention of President Obama and the E.P.A.: support dropped 4 points to 59%, and strong opposition rose 8 points to 21%.
- Six in ten Americans (60%) *oppose* eliminating federal subsidies for the renewable energy industry.
- Nearly half of Americans support different approaches to a carbon tax. A “revenue neutral tax swap that would reduce the annual taxes paid by all Americans while increasing the amount they pay annually for energy (such as gasoline and electricity) by the same amount” receives slightly different levels of support depending on how taxes are reduced: reducing the federal income tax (49% support), giving a tax refund to every American household (47%), or reducing the federal payroll tax (45%).
- A straight “carbon tax” on fossil fuel producing or importing companies, if it costs \$180/year per average American household, is supported by only 43% of Americans.

Americans Assess the Pros and Cons of Various Climate and Energy Policies

- When evaluating the effectiveness of various global warming and energy policies, fewer than half of Americans are confident that:
 - Energy from solar and wind will be cheaper than energy from fossil fuels within the next decade (48%)
 - Reducing the amount of oil America uses would protect us from high gas prices (48%)
 - Subsidies are an effective way to speed the growth of the renewable energy industry (43%)
 - A carbon tax is an effective way to speed the growth of the renewable energy industry (35%)

Confidence in Government

- Fewer than half of Americans are confident that federal (39%) or state and local government (39%) policies can help reduce global warming.
- An equally small proportion of Americans are confident that federal (36%) or state and local government (37%) policies can help protect communities from the *impacts* of global warming.

Confidence in Citizens' Ability to Influence Elected Officials

- Despite Americans' tepid confidence that elected officials will act, many say they are willing to join a campaign to convince elected officials to:
 - Pass laws increasing energy efficiency and the use of renewable energy as a way to reduce America's dependence on fossil fuels (36% say they are already doing it or would definitely or probably join such a campaign)
 - Take action to reduce global warming (29%)

Policy Support by Political Party

- On the issue of global warming, the Democrats and Republicans differ markedly, with Independents generally in the middle. While a majority of Democrats (57%) say the issue should be a high or very high priority for Congress and the President, few Republicans or Independents agree (19% and 25% respectively). In fact, Republicans and Independents rate global warming as a lower priority than all or most other issues.
- Democrats and Republicans both support several climate and energy policies, though with differing degrees of enthusiasm. For example:
 - Providing tax rebates for people who purchase energy-efficient vehicles or solar panels (82% of Democrats and 62% of Republicans "strongly" or "somewhat support" this policy)
 - Funding more research into renewable energy sources (84% and 60% respectively)
 - Regulating CO₂ as a pollutant (85% and 55%)
 - Eliminating all subsidies for the fossil-fuel industry (67% and 52%)
- Similarly, only minorities of Democrats and Republicans support eliminating all federal subsidies for the renewable energy industry.

Political support by Global Warming's Six Americas

- Majorities of the Alarmed (78%), Concerned (61%), Disengaged (69%), and the Dismissive (65%) say developing sources of clean energy should be a high or very high priority for the President and Congress.
- On the issue of global warming, the Alarmed are by far the most likely to say it should receive high or very high priority (93%), followed by the Concerned (63%). Very few of the Dismissive

(2%) or Doubtful (10%) agree. Moreover, fewer than half of the Cautious (34%) or Disengaged (40%) say it should be a high priority compared to other environmental issues.

- The Alarmed are the most likely to support climate and energy policies, followed by the Concerned, Cautious, Disengaged, and Doubtful (to lesser and varying degrees), while few of the Dismissive support:
 - Requiring electric utilities to produce at least 20% of their electricity from wind, solar, or other renewable energy sources, even if it costs the average household an extra \$100 a year (86% of the Alarmed, for example, versus 17% of the Dismissive)
 - Regulation of CO₂ as a pollutant (97% versus 18% respectively)
 - Providing tax rebates for people who purchase energy-efficient vehicles or solar panels (96% versus 35%)
 - Funding more research into renewable energy sources, such as solar and wind power (95% versus 37%)
- Most of the Alarmed (75%) are either currently or would be willing to join a campaign to convince elected officials to reduce global warming. Among no other group does a majority show such willingness.

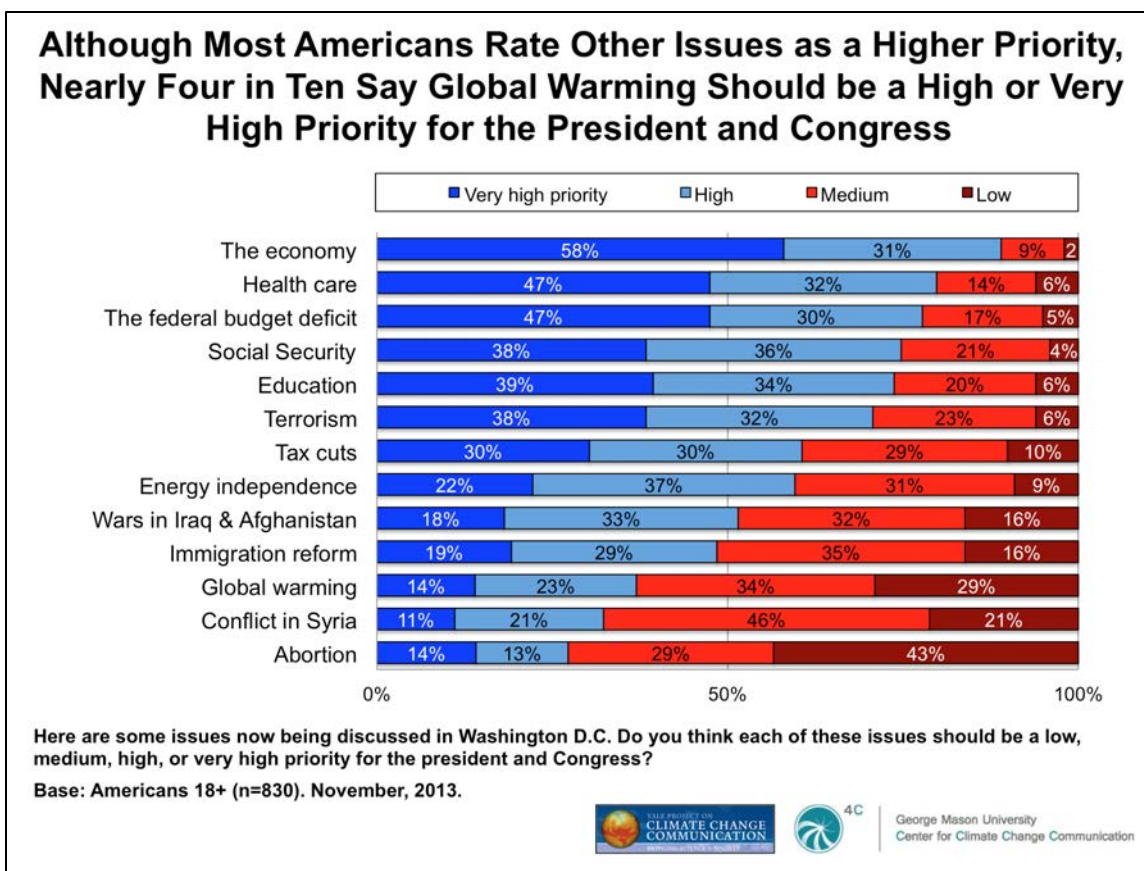
1. Issue Priority for the President and Congress

1.1. Although most Americans rate other issues as a higher priority, nearly four in 10 say global warming should be a high or very high priority for the President and Congress.

Americans are most likely to say that the economy (89%), health care (79%), the federal budget deficit (77%), Social Security (74%), and education (73%) should be the highest priority issues for the President and Congress.

Over half of Americans say energy independence should be a high or very high priority (59%), and most (90%) say it should be at least a medium priority for the President and Congress.

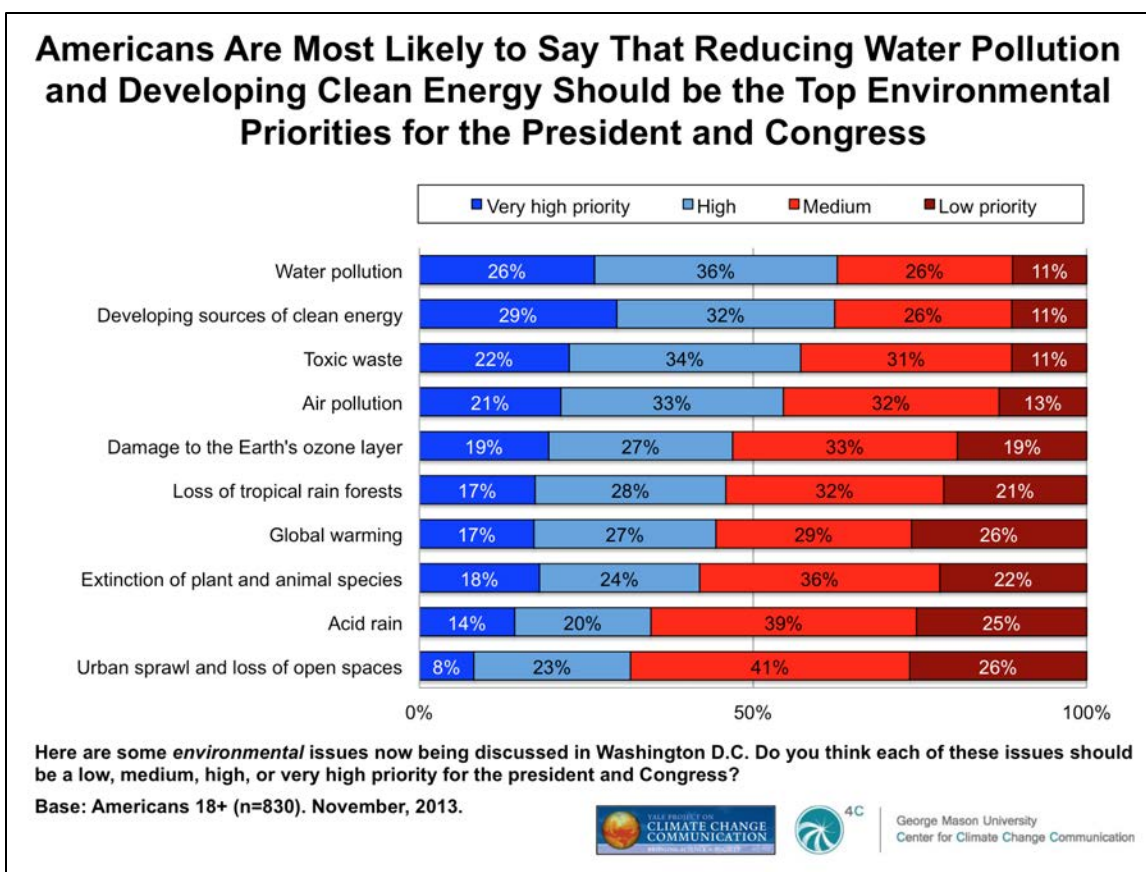
Nearly four in ten (37%) say global warming should be a “very high” (14%), or “high” priority (23%) and a solid majority (71%) say it should be at least a “medium” priority.



1.2. Americans are most likely to say that reducing water pollution and developing clean energy should be the top environmental priorities for the President and Congress.

Americans' top environmental priorities for the President and Congress are water pollution (62% say it should be a “high” or “very high” priority), developing sources of clean energy (61%), toxic waste (56%), and air pollution (54%).

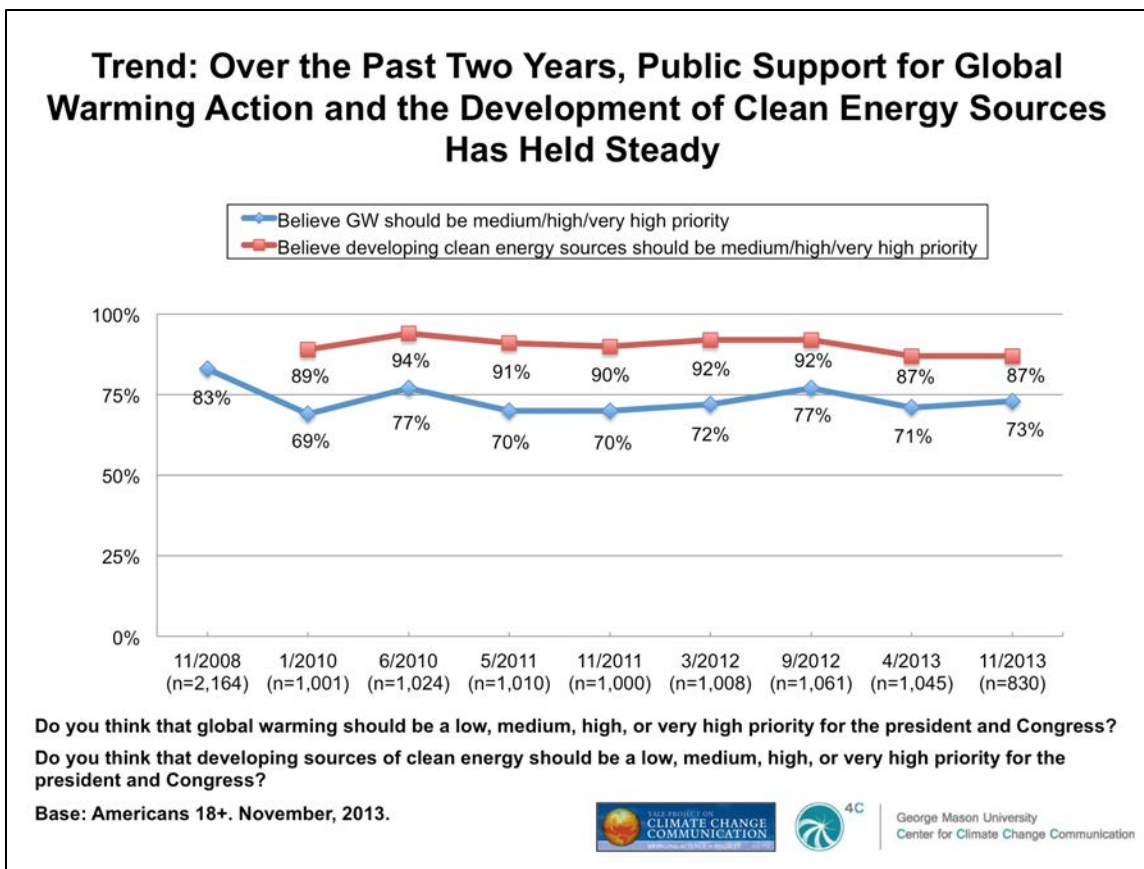
More than four in 10 (44%) say global warming should be a “very high” (17%) or “high” (27%) priority for the President and Congress, and about three in four (73%) say it should be at least a medium priority.



1.3. Trend: Over the past two years, public support for global warming action and the development of clean energy sources has held steady.

Compared to November 2011, about the same number of Americans in November 2013 say global warming should be a “medium,” or higher priority for the president and Congress (70% and 73% respectively).

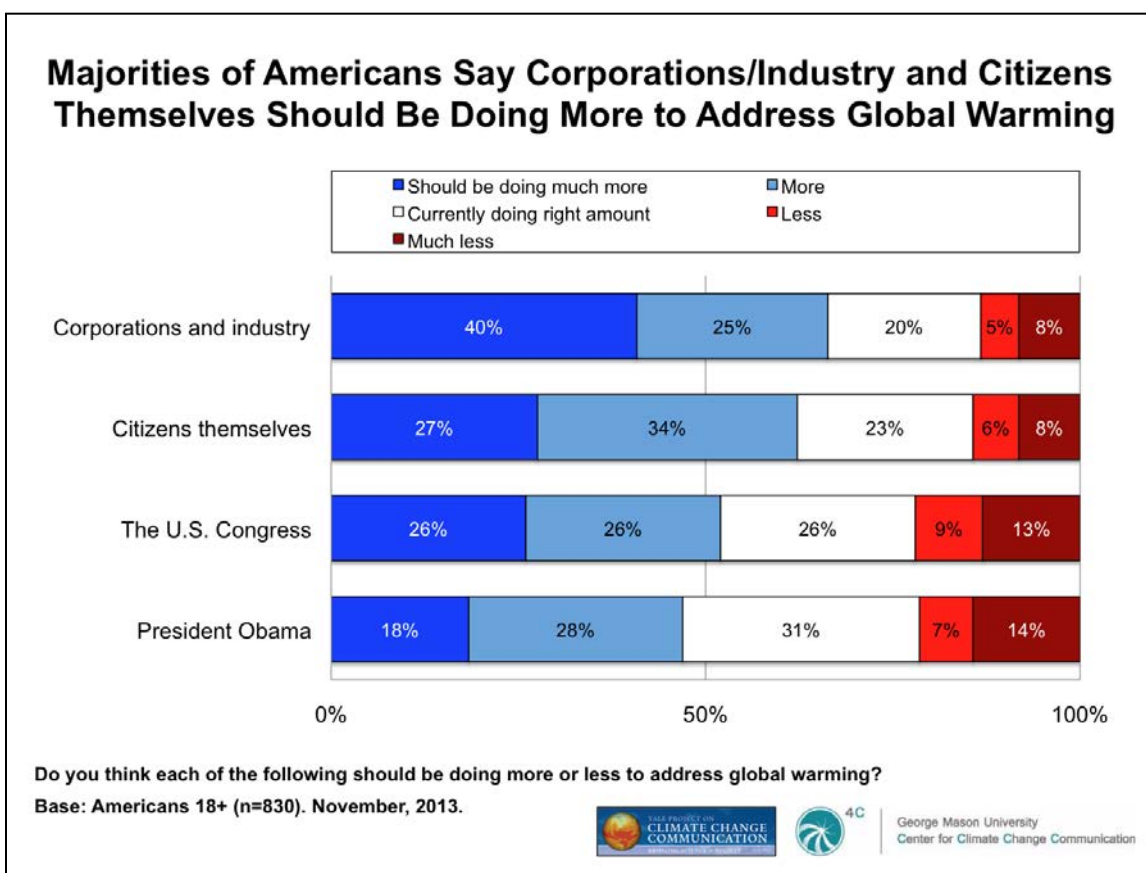
Support for clean energy development has also held steady in the same time period (90% and 87% respectively).



2. Who Should Act on Global Warming?

2.1. Majorities of Americans say corporations/industry and citizens themselves should be doing more to address global warming.

Majorities of Americans say that corporations and industry (65%), citizens themselves (61%), and the U.S. Congress (52%) should be doing more to address global warming. Nearly half (46%) say President Obama should be doing more.

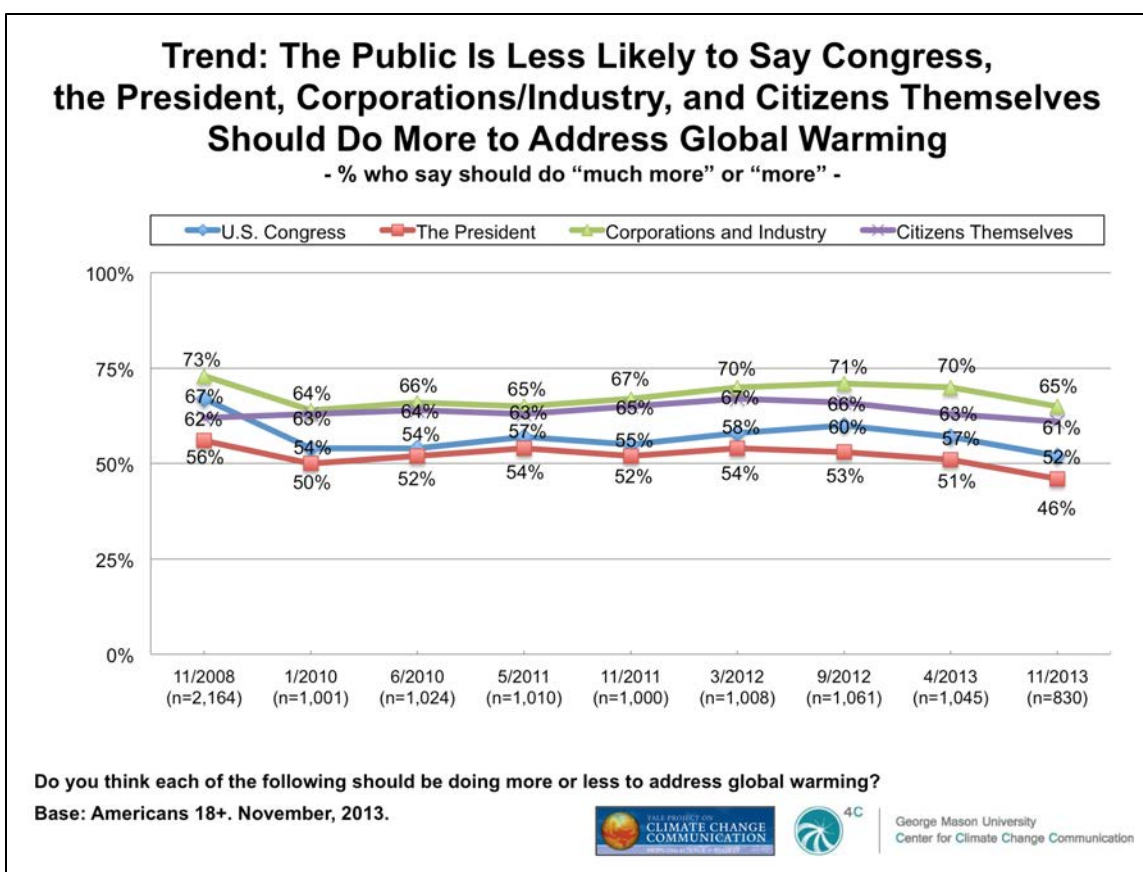


2.2. Trend: The public is less likely to say Congress, the President, corporations/industry, and citizens themselves should do more to address global warming.

Support for action by the government and industry has waxed and waned since November 2008, but is lower in November 2013 as compared to the prior year.

The proportion of Americans who say corporations and industry should be doing “much more” or “more” to address global warming decreased by 6 percentage points between September 2012 (71%) and November 2013 (65%).

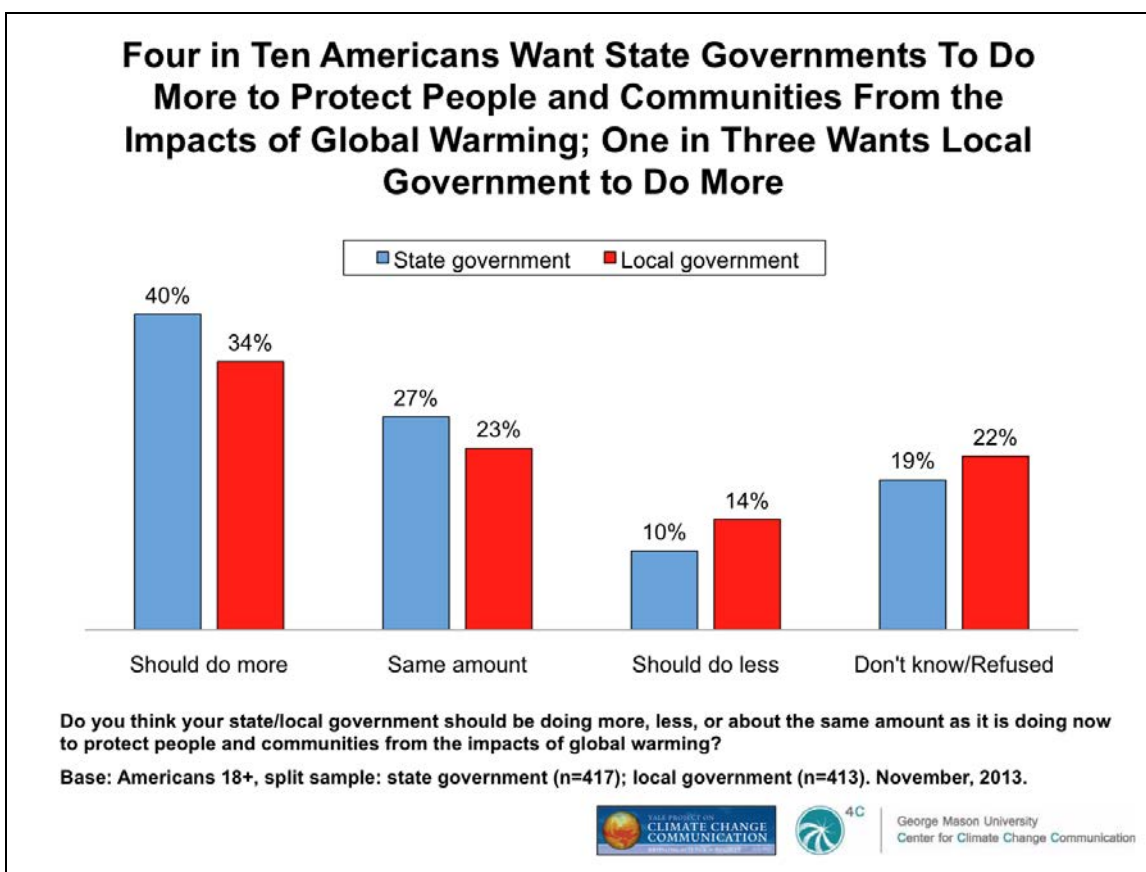
In the same time span, support for action by citizens themselves declined by 5 points (from 66% to 61%), and support for action by both the Congress and the President declined by 8 points (from 60% to 52%) and 7 points (from 53% to 46%) respectively.



2.3. Four in ten Americans want state governments to do more to protect people and communities from the impacts of global warming; one in three wants local government to do more.

Four in ten Americans say they want their state government to do more (40%) than it is doing now to protect people and communities from the impacts of global warming, while few (10%) want their state governments to do less.

One in three Americans wants *local* government to do more (34%), more than twice as many who want it to do less (14%).

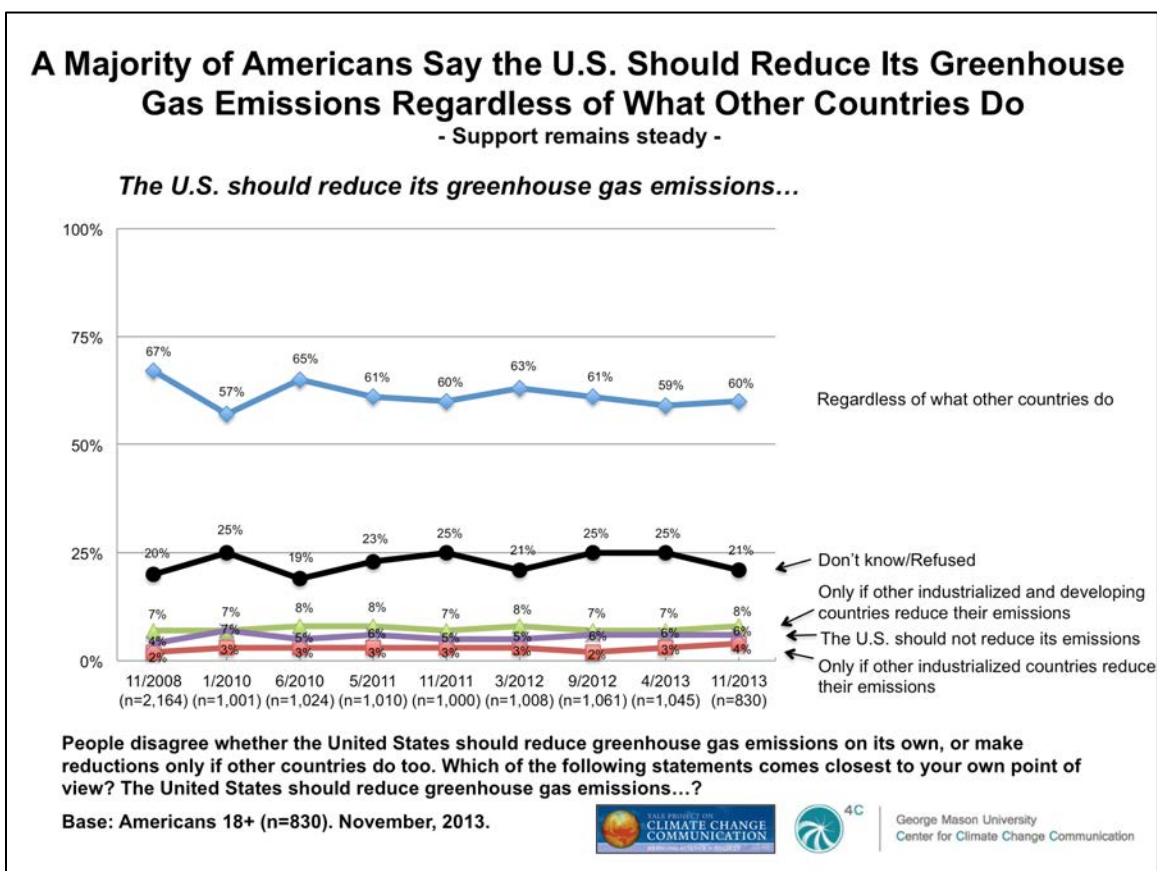


3. Support for Action

3.1. A majority of Americans say the U.S. should reduce its greenhouse gas emissions regardless of what other countries do.

Six in ten Americans (60%) say the U.S. should reduce its own greenhouse gas emissions regardless of what other countries do, a number that has remained fairly stable over the past few years.

Relatively few (12%) say the U.S. should reduce its emissions only if other industrialized and/or developing countries do – and only 6 percent of Americans say the U.S. should *not* reduce its greenhouse gas emissions.

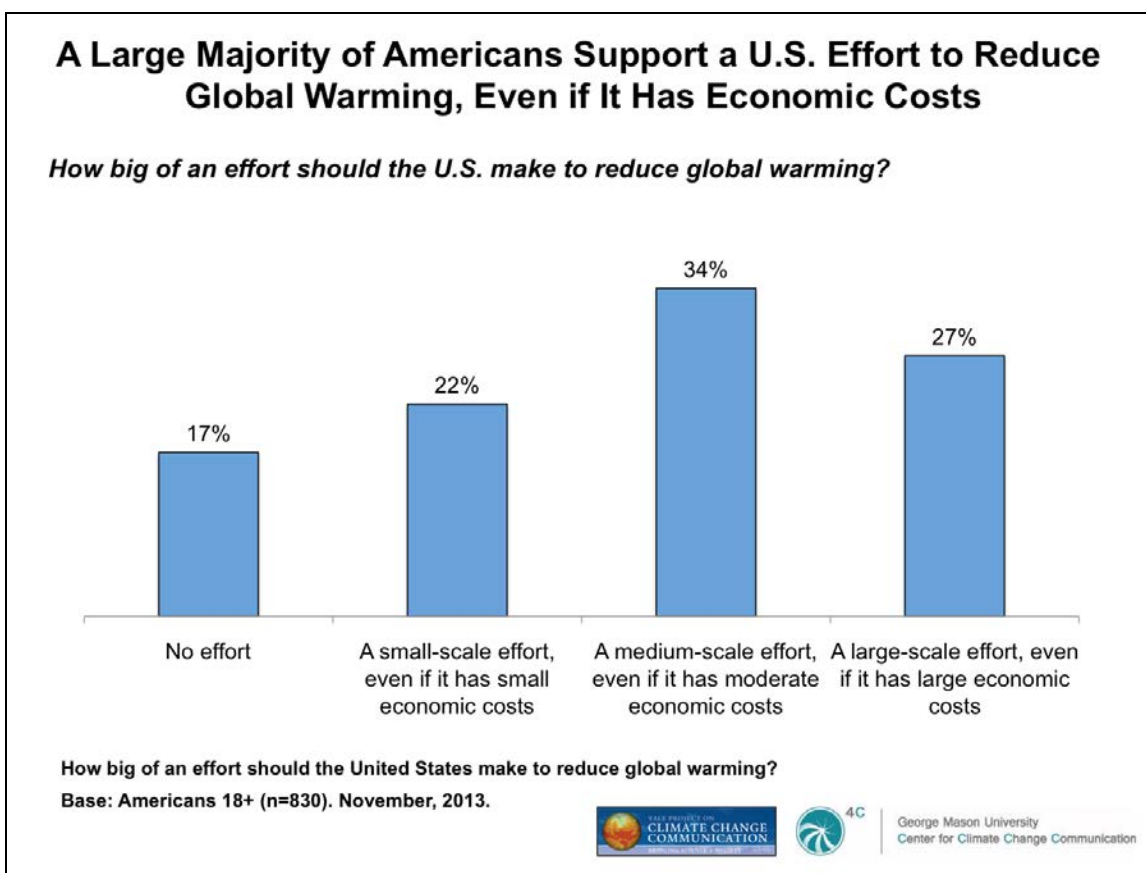


3.2. A large majority of Americans support a U.S. effort to reduce global warming, even if it has economic costs.

Most Americans (83%) say the U.S. should make an effort to reduce global warming, even if it has economic costs.

One in four (27%) supports a large-scale effort even if there are large economic costs. A plurality (34%) favors a medium-scale effort, even if it has moderate economic costs. And about one in five (22%) supports a small-scale effort, even if it has small economic costs. Relatively few (17%) say the United States should make no effort to reduce global warming at all.

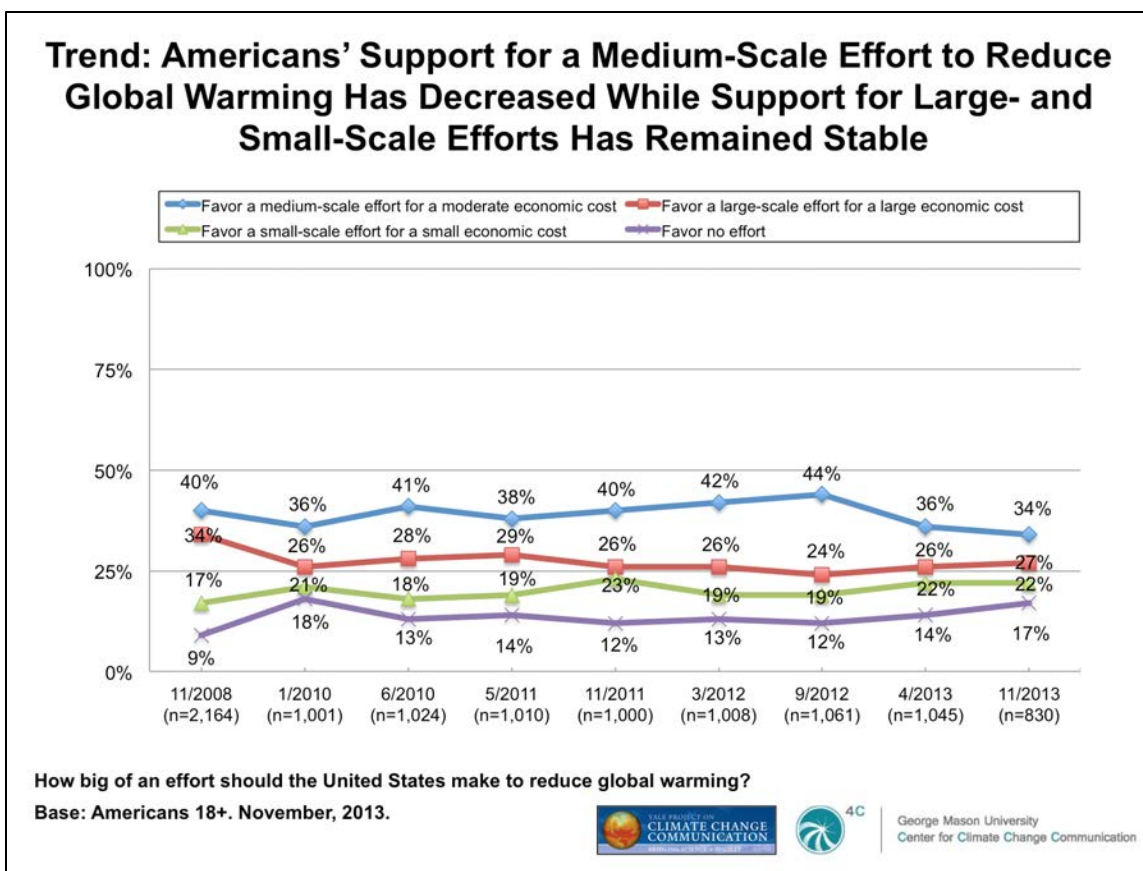
Our previous research found that the average U.S. citizen is willing to pay 13 percent more for their electricity in support of a national clean energy standard. (see Aldy, J., Kotchen, M., & Leiserowitz, A., 2012, Willingness to pay and political support for a U.S. national clean energy standard. *Nature Climate Change*).



3.3. Trend: Americans' support for a medium-scale effort to reduce global warming has decreased while support for large- and small-scale efforts has remained stable.

Since 2008, Americans have been most likely to support a medium-scale approach to reducing global warming.

However, support for a medium-scale effort has declined over the past year, from 44 percent in September 2012, to 36 percent in April 2013, to 34 percent in the current survey. At the same time, support for either a large- or small-scale effort has held steady. Meanwhile, support for no effort to reduce global warming increased 5 points (from 12% in September 2012 to 17% in November 2013).

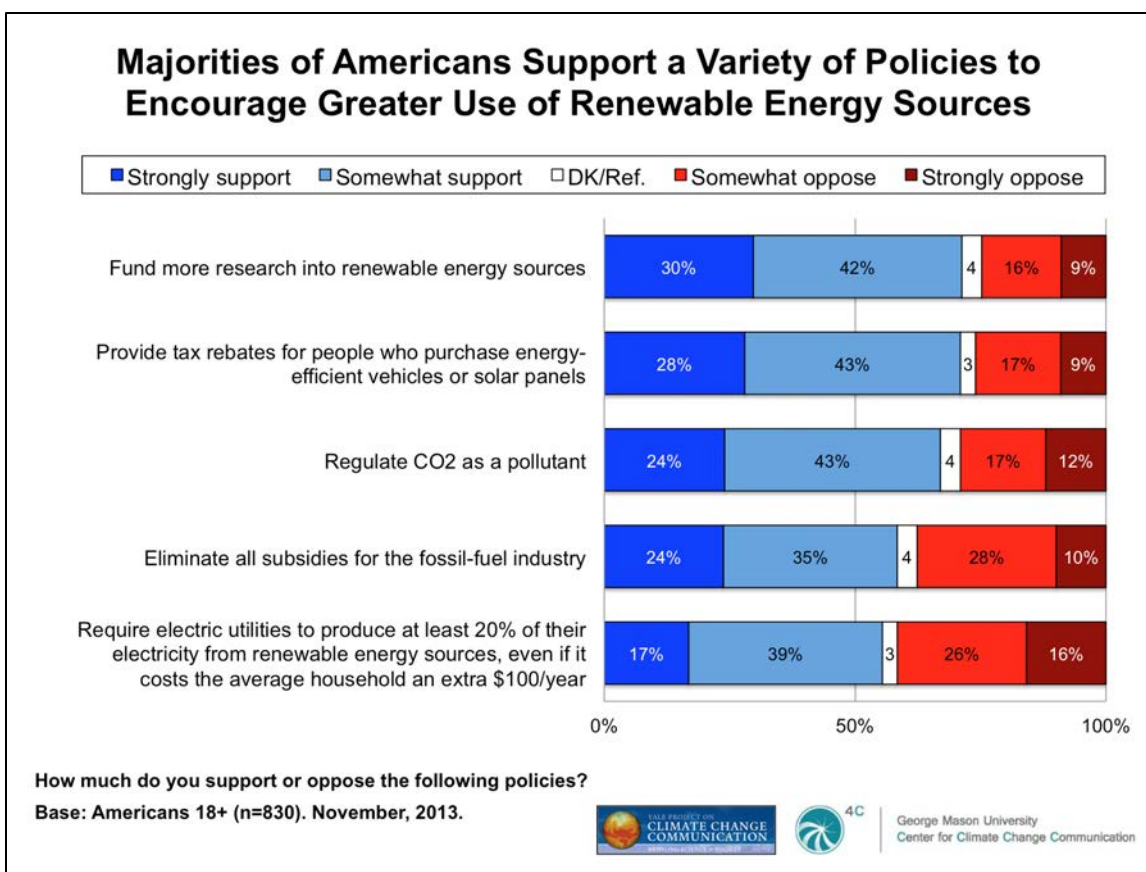


4. Support for Specific Climate and Energy Policies

4.1. Majorities of Americans support a variety of policies to encourage greater use of renewable energy sources.

Majorities of Americans support:

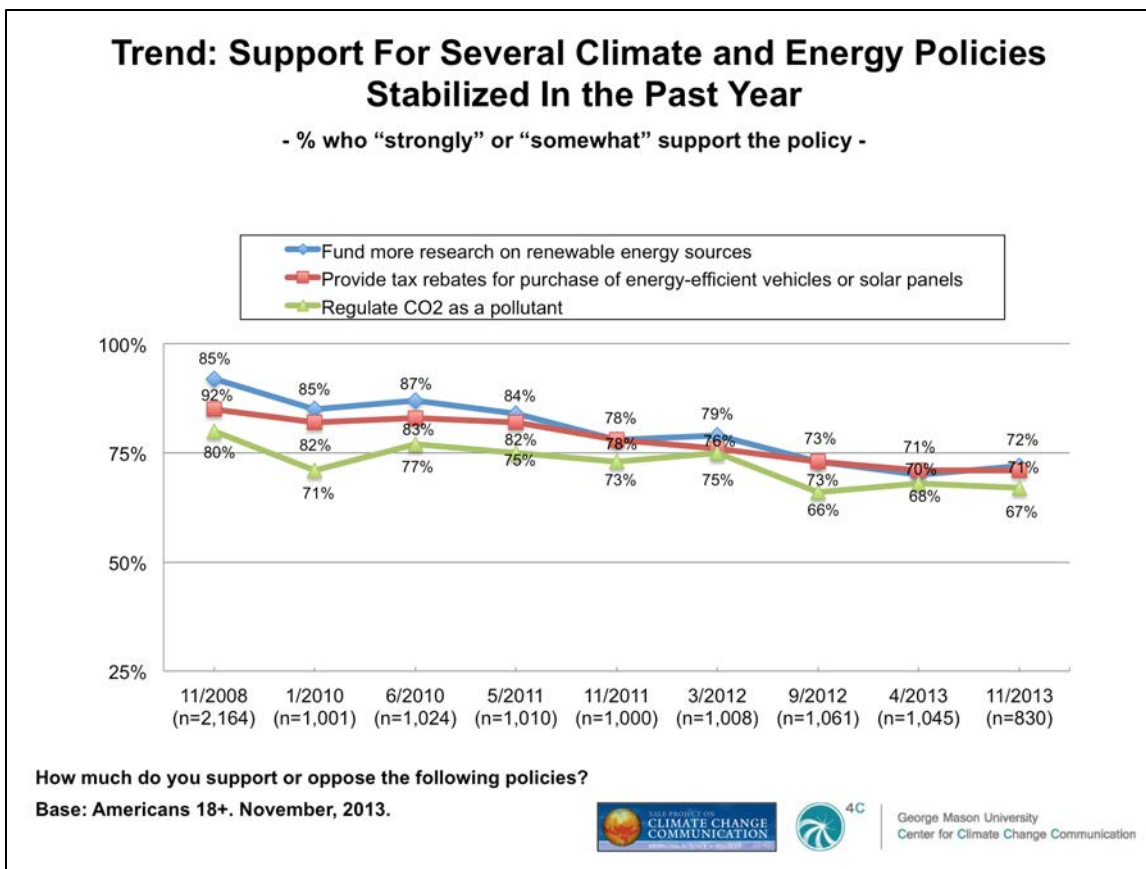
- Funding more research into renewable energy sources (72% support, 30% strongly)
- Providing tax rebates for people who purchase energy-efficient vehicles or solar panels (71% support, 28% strongly)
- Regulating CO₂ as a pollutant (67% support, 24% strongly)
- Eliminating all subsidies for the fossil-fuel industry (59% support, 24% strongly)
- Requiring electric utilities to produce at least 20% of their electricity from renewable energy sources, even if it costs the average household an extra \$100 a year (56% support, 17% strongly)



4.2. Trend: Support for several climate and energy policies stabilized in the past year.

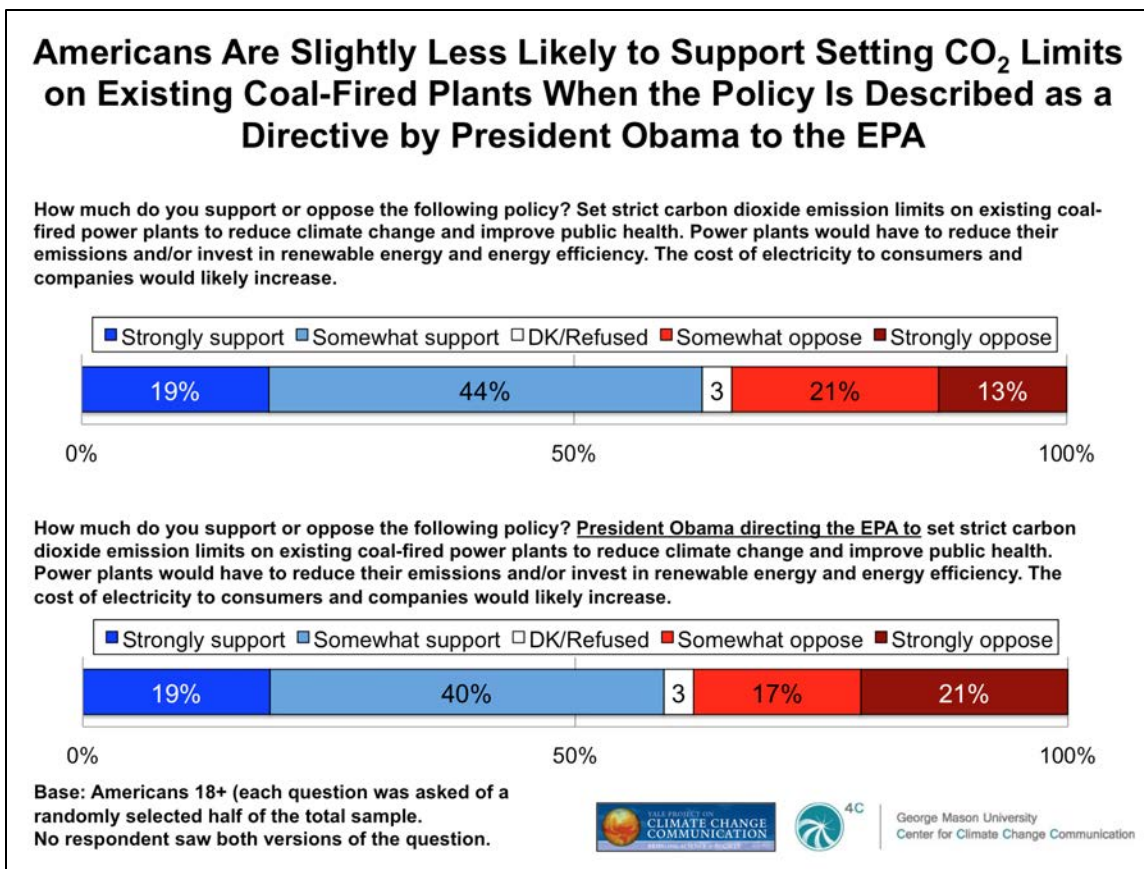
After a steady decline between November 2008 and September 2012, public support for the following policies stabilized over the past year:

- Funding more research on renewable energy sources (72% “strongly” or “somewhat” support the policy)
- Providing tax rebates for the purchase of energy-efficient vehicles or solar panels (71%)
- Regulating CO₂ as a pollutant (67%)



4.3. Americans are less likely to support setting strict CO₂ emission limits on existing coal-fired power plants when the policy is described as a directive by President Obama to the E.P.A.

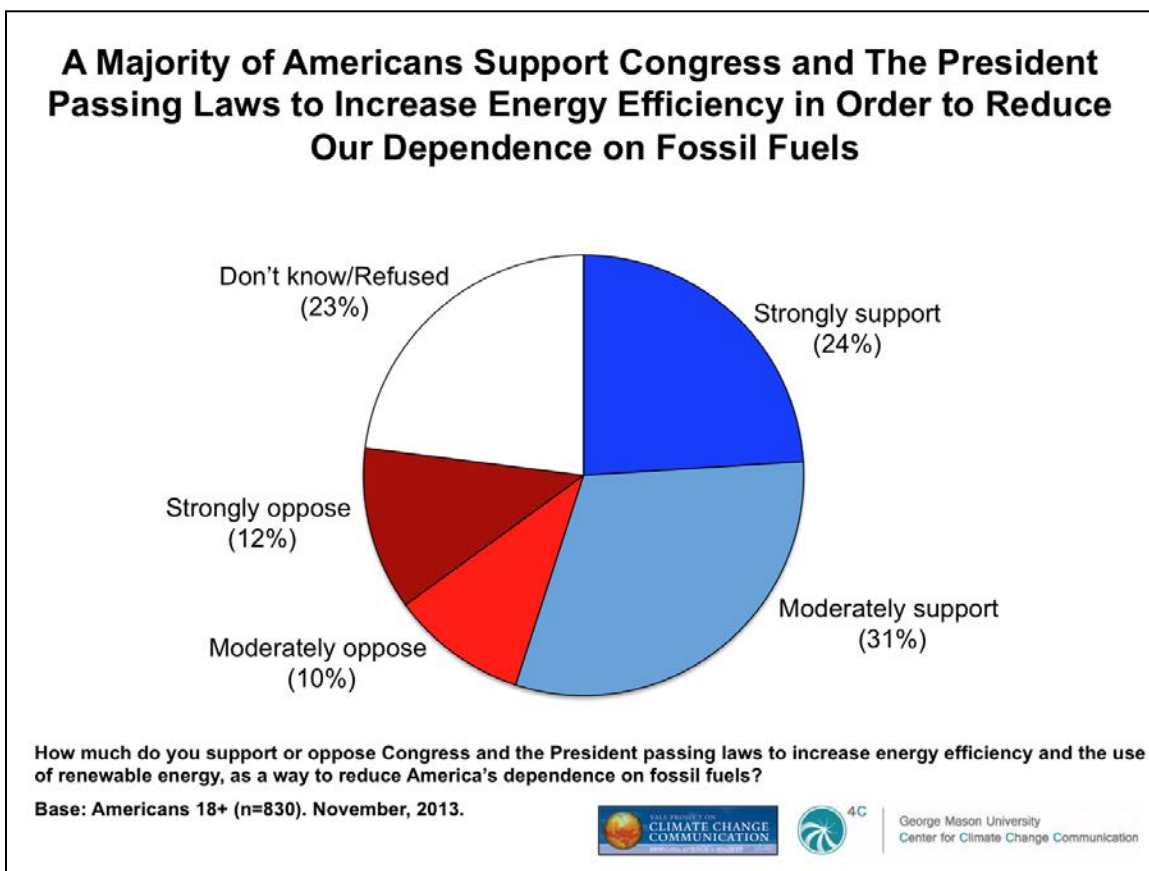
When half of the survey respondents were asked whether they would support or oppose such a policy without reference to who would direct and enforce it, 63% say they would support and 34% say they would oppose it. The other half of the sample was asked the same question, but with reference to President Obama and the E.P.A. (see question wording in figure below). In this version total support dropped 4 points to 59%. Strong opposition, however, rose 8 points to 21%.



4.4. A majority of Americans support Congress and the President passing laws to increase energy efficiency in order to reduce our dependence on fossil fuels.

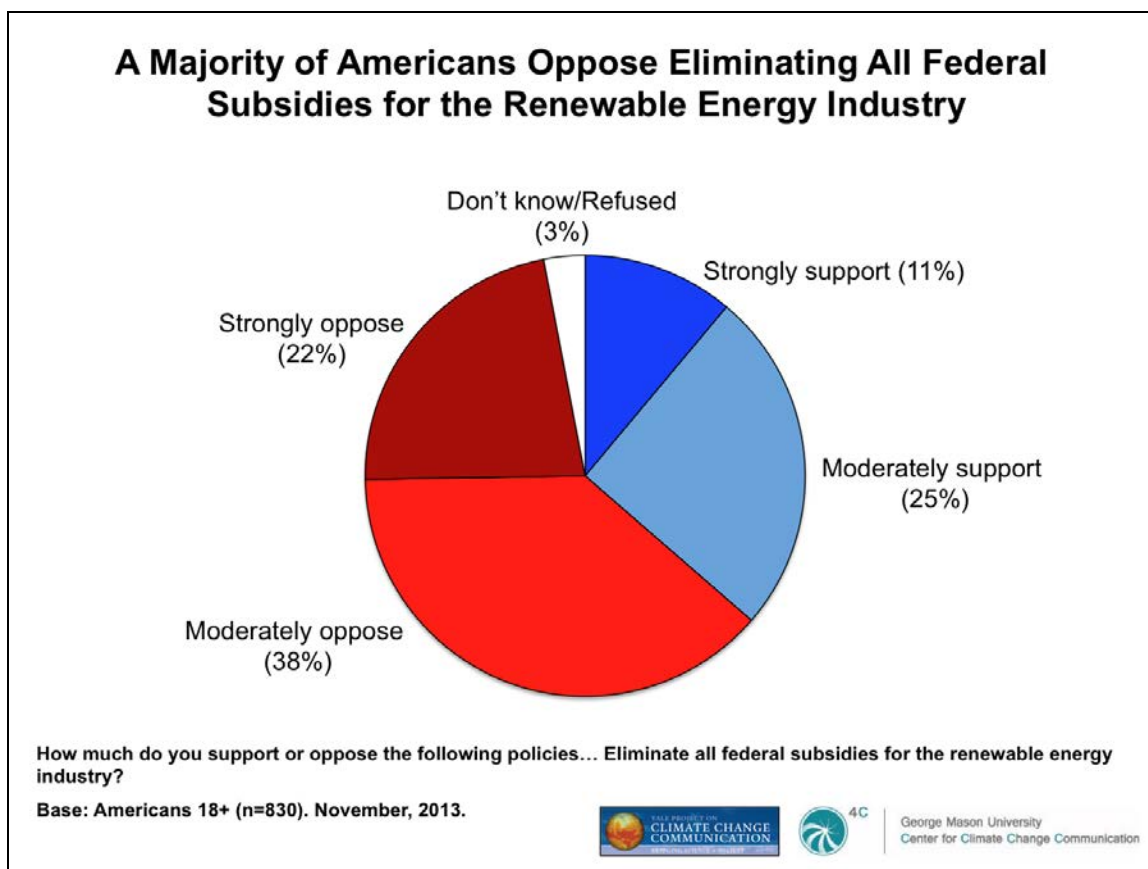
Over half of Americans (55%) say they support Congress and the President passing laws to increase energy efficiency and the use of renewable energy as a way to reduce America's dependence on fossil fuels.

Relatively few (22%) say they oppose such new laws. About one in five (23%) do not have an opinion.



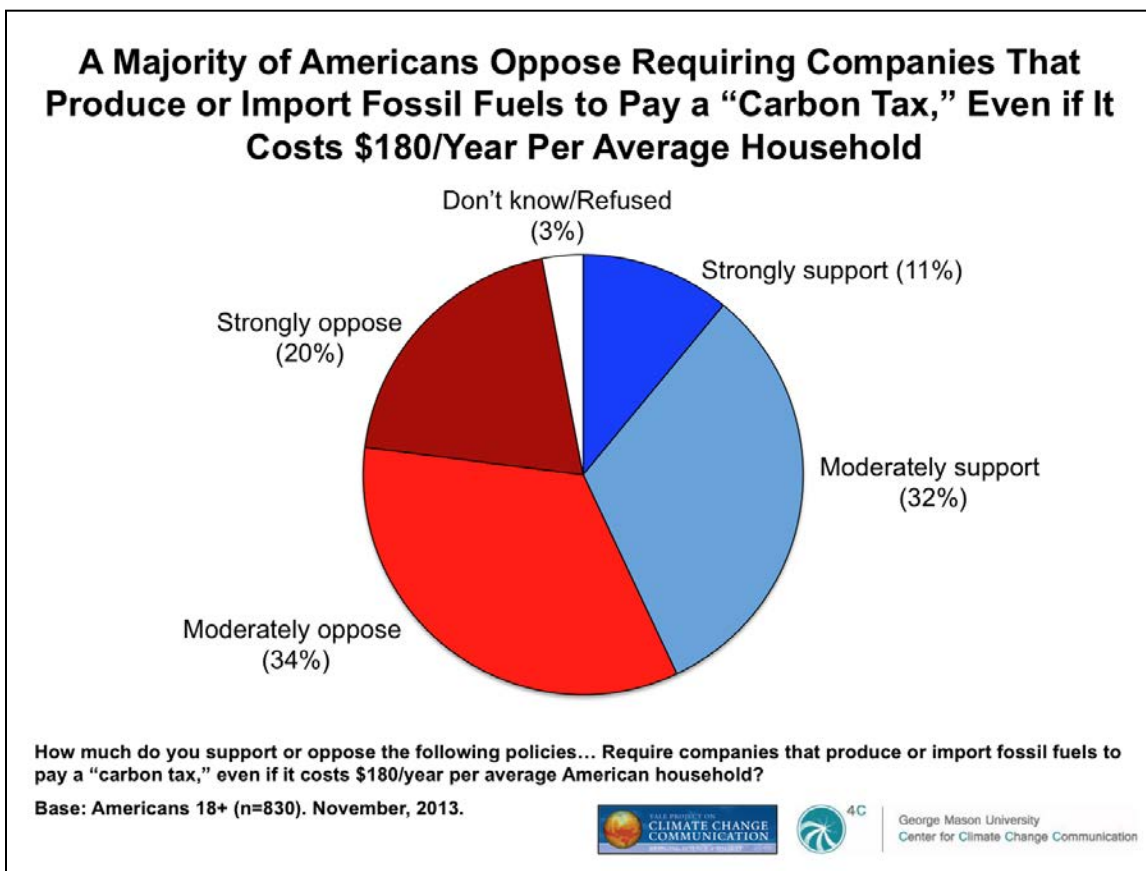
4.5. A majority of Americans oppose eliminating all federal subsidies for the renewable energy industry.

Six in ten Americans (60%) oppose eliminating federal subsidies for the renewable energy industry, while fewer than four in ten support it (36%). Few do not have an opinion on the subject (3%).



4.6. A majority of Americans oppose requiring companies that produce or import fossil fuels to pay a “carbon tax,” even if it costs \$180 a year per average American household.

Fewer than half of Americans (43%) support a “carbon tax” on fossil fuel producing or importing companies, if it costs \$180/year per average American household, while just over half oppose this kind of a carbon tax (54%).

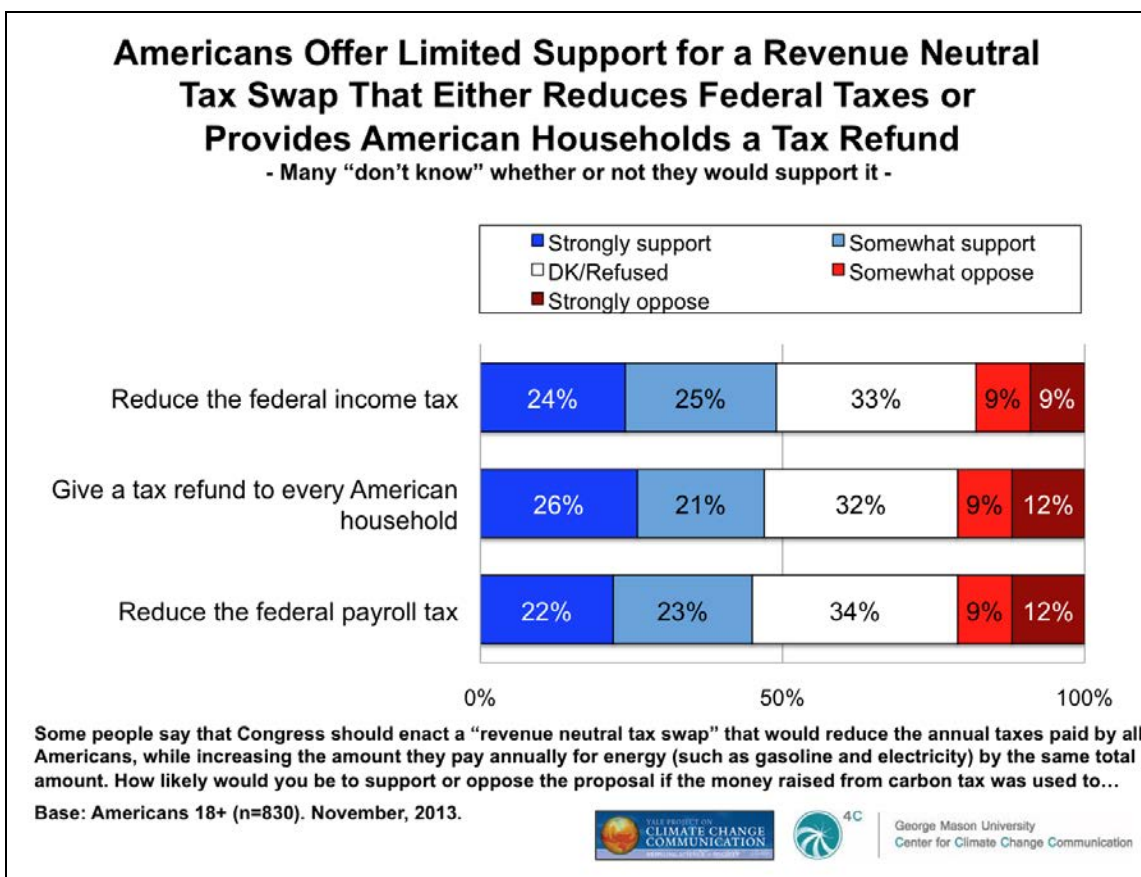


4.7. Americans offer limited support for a revenue neutral tax swap that either reduces federal taxes or provides American households a tax refund.

Asked their level of support for a “revenue neutral tax swap that would reduce the annual taxes paid by all Americans while increasing the amount they pay annually for energy (such as gasoline and electricity) by the same total amount,” half or fewer Americans say they would support the tax if the money raised from the tax were used to:

- Reduce the federal income tax (49%)
- Give a tax refund to every American household (47%)
- Reduce the federal payroll tax (45%)

Relatively few Americans oppose these proposals (about one in five), while about one in three Americans do not have an opinion about the proposals.

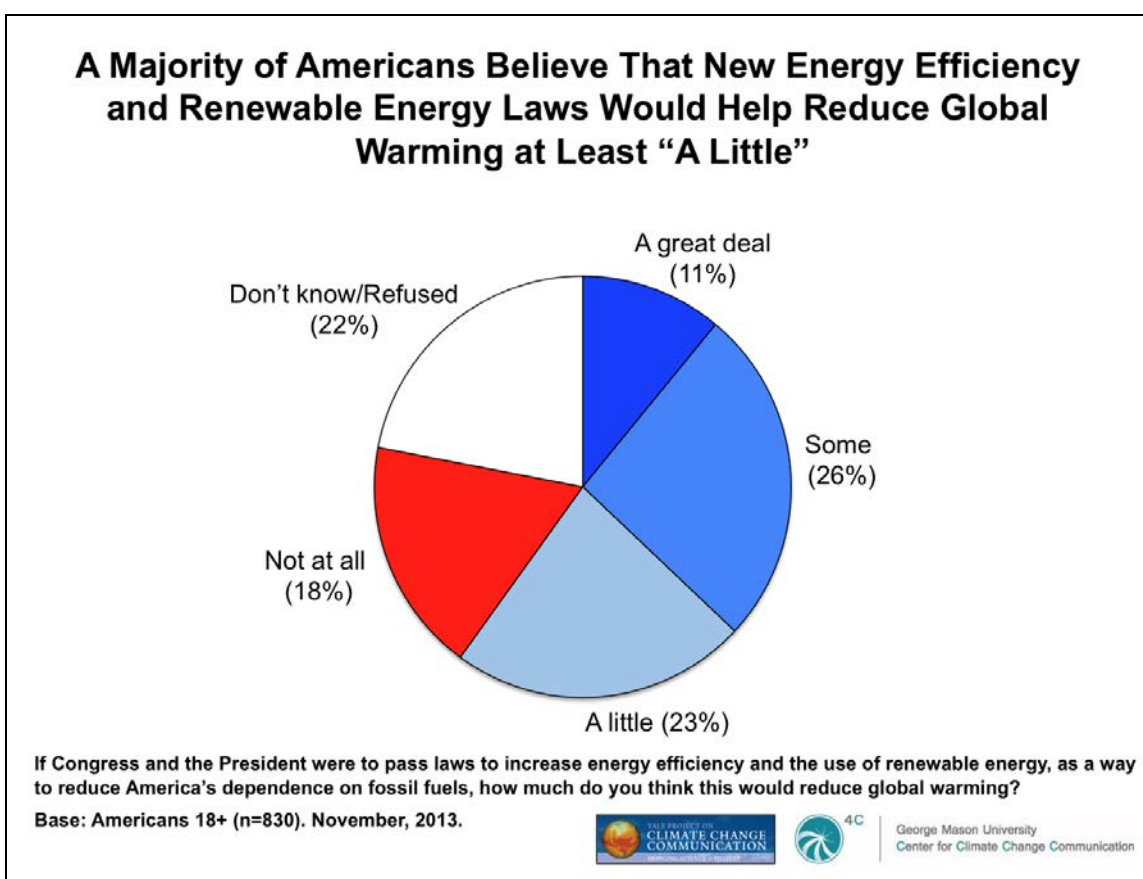


5. Americans Assess the Pros and Cons of Various Climate and Energy Policies

5.1. A majority of Americans believe that new energy efficiency and renewable energy laws would help reduce global warming at least “a little.”

Six in ten Americans (60%) say that if Congress and the President were to pass laws to increase energy efficiency and the use of renewable energy as a way to reduce America’s dependence on fossil fuels, it would reduce global warming “a great deal” (11%), “some” (26%), or “a little” (23%).

Relatively few (18%) believe such laws would not help reduce global warming at all, and about one in five (22%) do not have an opinion.



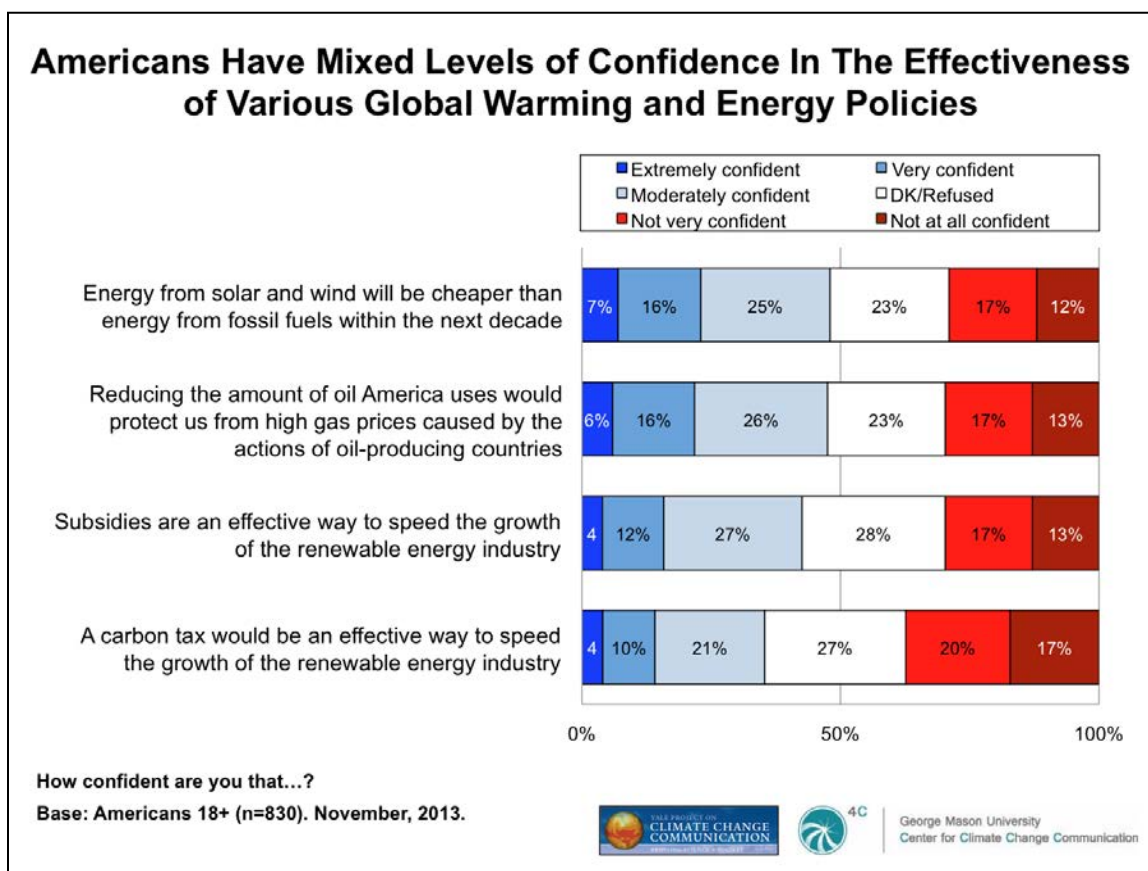
5.2. Americans have mixed levels of confidence in the effectiveness of various global warming and energy policies.

When evaluating the effectiveness of various global warming and energy policies, between 40 and 50 percent of Americans are “extremely,” “very,” or “moderately” confident that:

- Energy from solar and wind will be cheaper than energy from fossil fuels within the next decade (48%)
- Reducing the amount of oil America uses would protect us from high gas prices (48%)
- Subsidies are an effective way to speed the growth of the renewable energy industry (43%)

Only about one in three Americans (35%) are confident that a carbon tax would be an effective way to speed the growth of the renewable energy industry.

About one in four Americans (ranging from 23% to 28%) say they “don’t know” or chose not to respond to each of these policy-related questions.

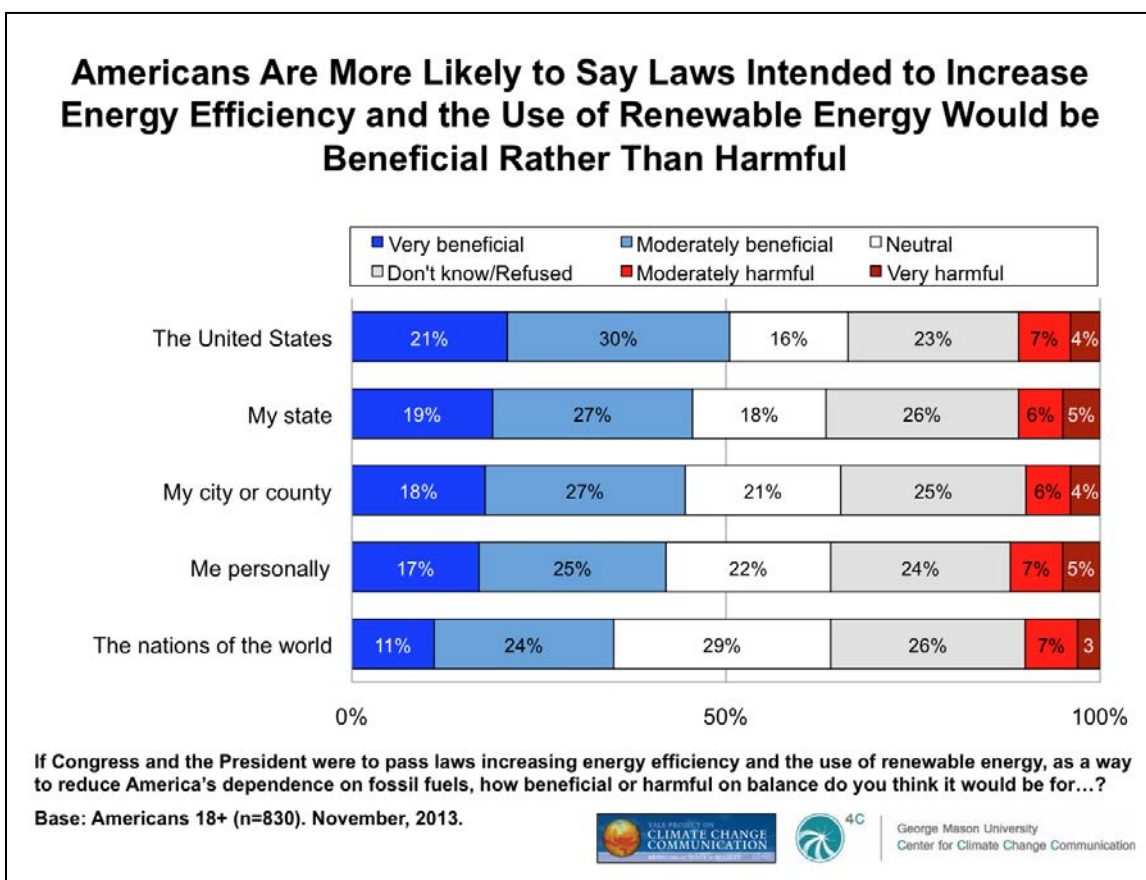


5.3. Americans are more likely to say laws intended to increase energy efficiency and the use of renewable energy would be beneficial rather than harmful.

When asked whether it would be beneficial or harmful if the Congress and the President were to pass laws increasing energy efficiency and the use of renewable energy, half or fewer Americans say it would be beneficial to:

- The United States (51%)
- My state (46%)
- My city or county (45%)
- Me personally (42%)
- The nations of the world (35%)

Far fewer (about one in ten), however, say such laws would be harmful to any of the above.

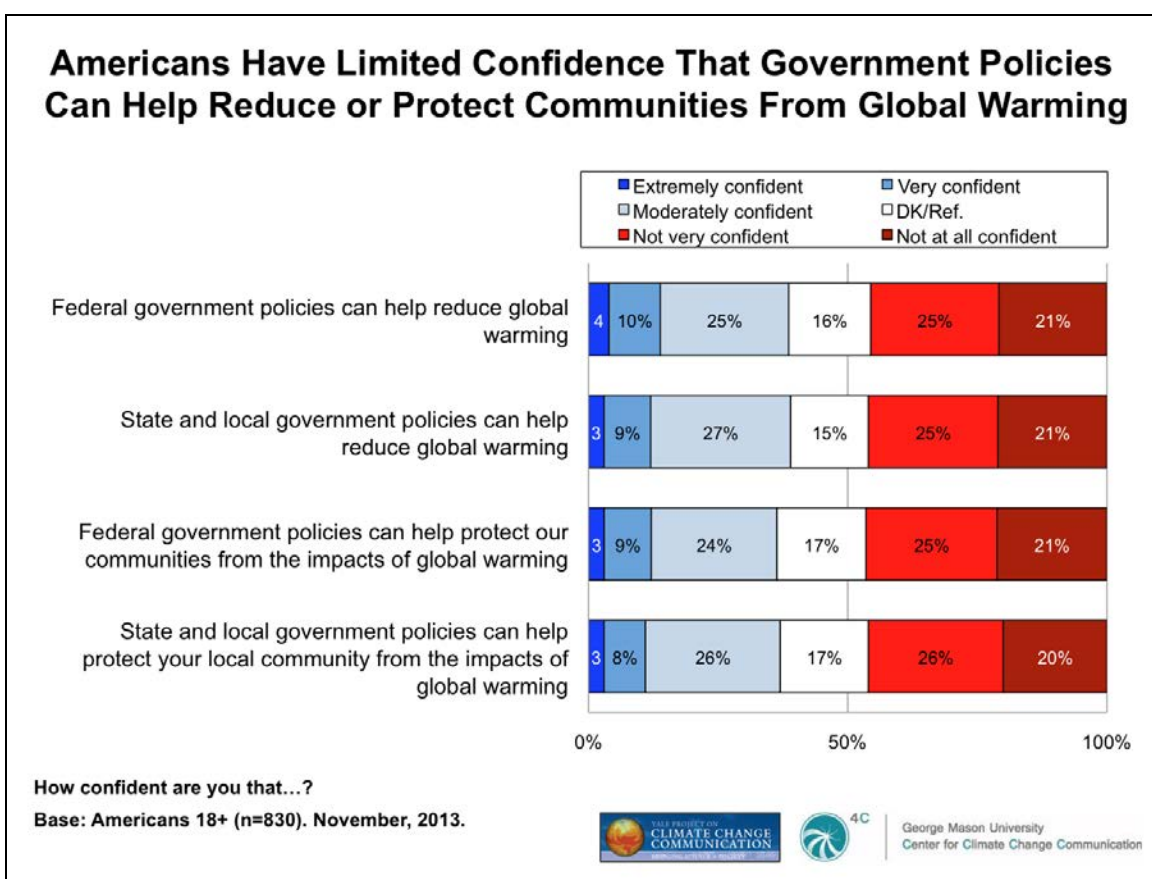


6. Confidence in Government

6.1. Americans have limited confidence that government policies can help reduce or protect communities from global warming

Fewer than half of Americans are “extremely,” “very,” or “moderately” confident that federal government (39%) or state and local government (39%) policies can help reduce global warming.

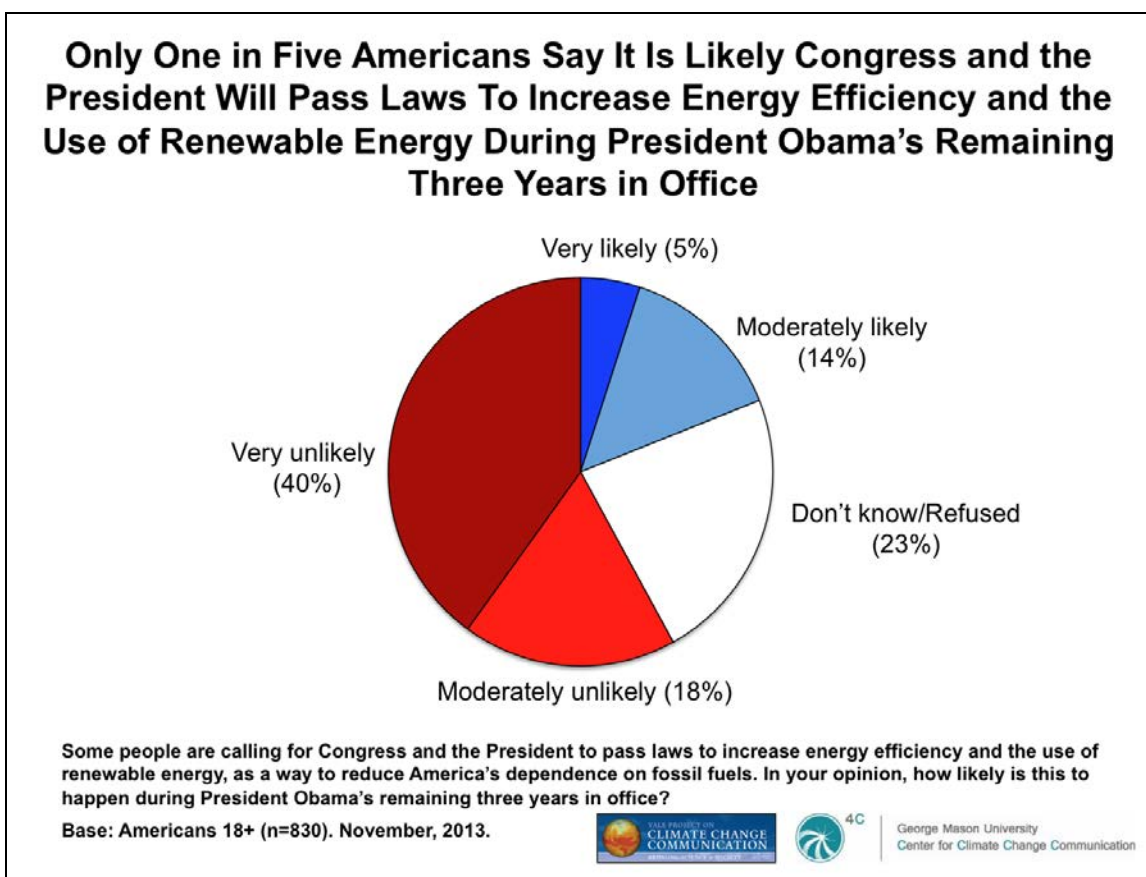
An equally small proportion of Americans have confidence that federal government (36%) or state and local government (37%) policies can help protect communities from the *impacts* of global warming.



6.2. Only one in five Americans say it is likely that Congress and the President will pass laws to increase energy efficiency and the use of renewable energy during President Obama's remaining three years in office.

Despite majority support for passing laws to increase energy efficiency and the use of renewable energy, few Americans (19%) believe it is likely happen during President Obama's remaining three years in office.

In fact, a majority of Americans (58%) believe it is “moderately” or “very unlikely” that such laws will be passed, with 40 percent saying it is *very* unlikely.

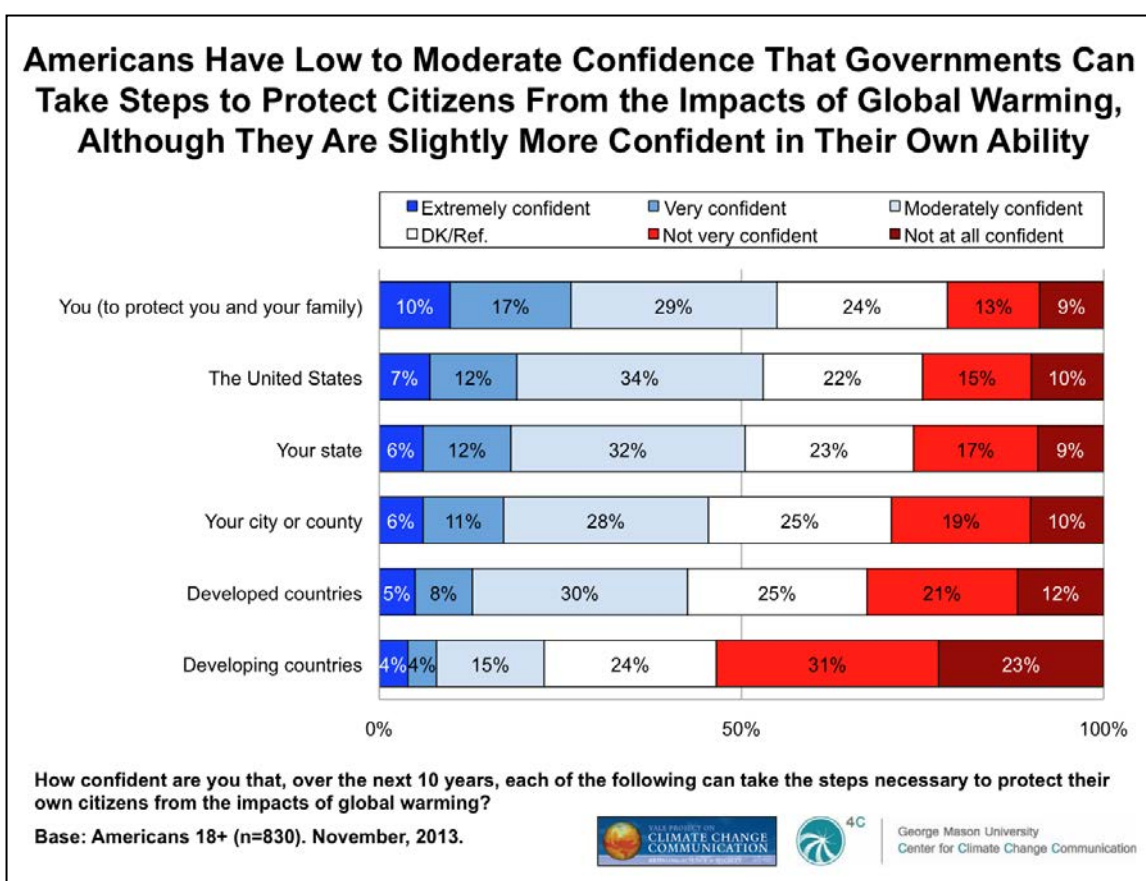


6.3. Americans have low to moderate confidence that governments can take steps to protect citizens from the impacts of global warming, although they are slightly more confident in their own ability.

Over half of Americans (56%) say they are at least “moderately” confident that they personally can take the steps necessary to protect themselves and their own family from the impacts of global warming.

Moreover, about half of Americans also have confidence that the United States (53%) and their state (50%) will be able to take steps to protect its citizens from global warming’s impacts.

Fewer, however, say that their city or county (45%), developed countries (43%), or developing countries (23%) will be able to take steps to protect citizens.

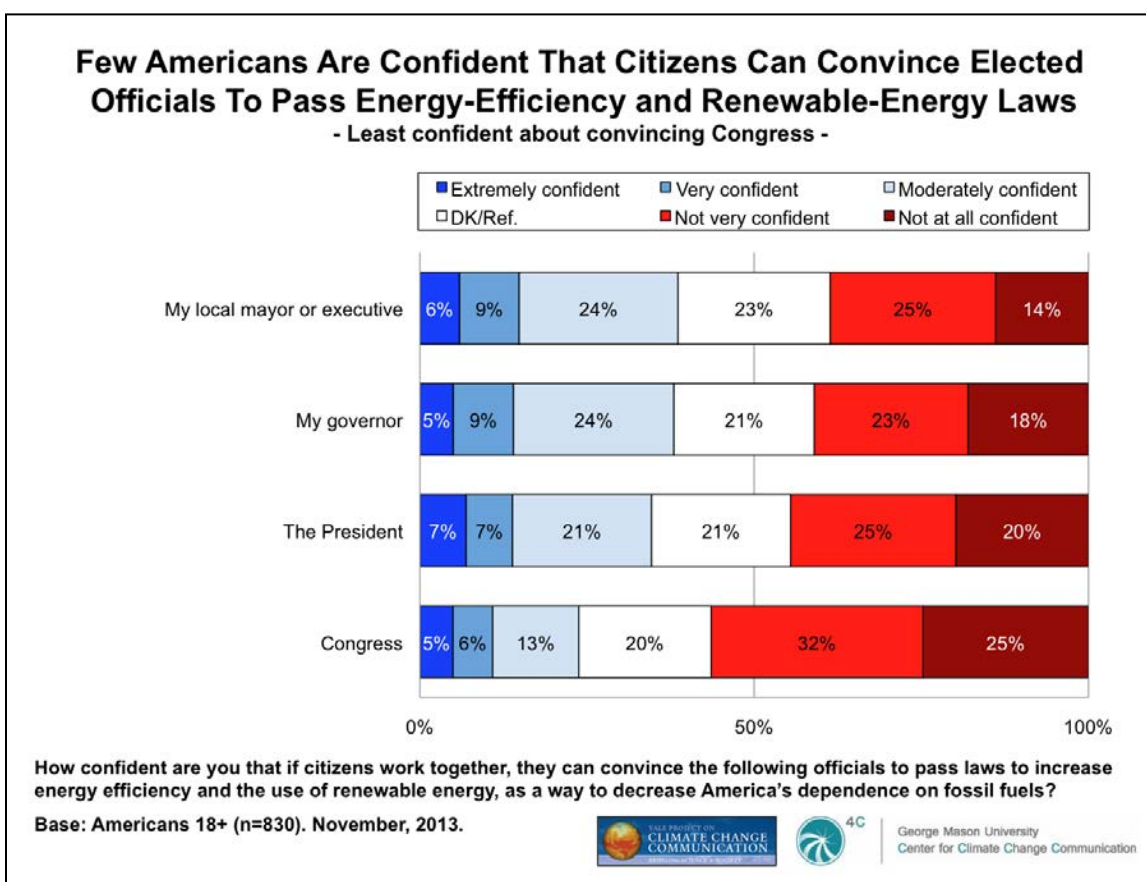


7. Confidence in Citizens' Ability to Influence Elected Officials

7.1. Few Americans are confident that citizens can convince elected officials to pass energy efficiency and renewable energy laws.

Fewer than half of Americans are at least “moderately” confident that citizens working together can convince the following government officials to pass laws to increase energy efficiency and the use of renewable energy as a way to decrease America’s on fossil fuels:

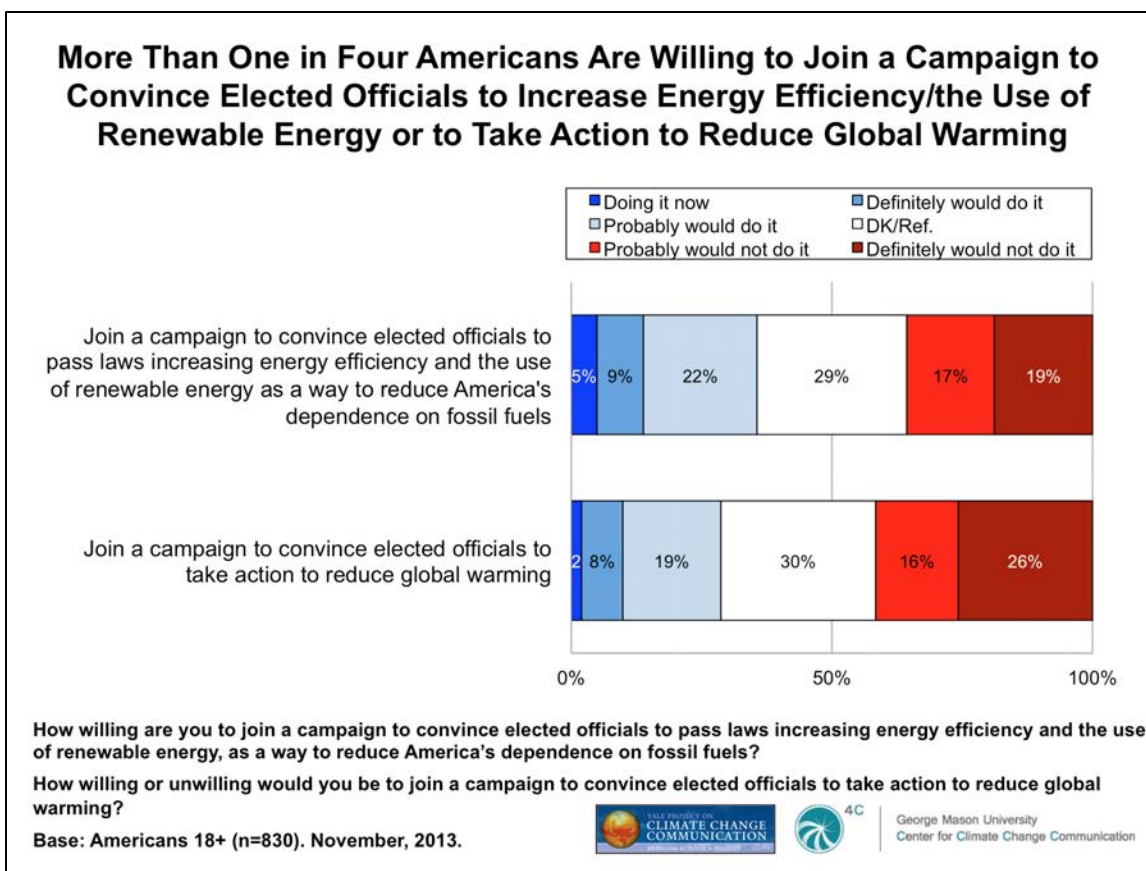
- My local mayor or executive (39%)
- My governor (38%)
- The President (35%)
- Congress (24%)



7.2. More than one in four Americans are willing to join a campaign to convince elected officials to increase energy efficiency and the use of renewable energy or to take action to reduce global warming.

Despite Americans' tepid confidence that elected officials will act, many say they are willing to join a campaign to convince elected officials to:

- Pass laws increasing energy efficiency and the use of renewable energy as a way to reduce America's dependence on fossil fuels (36% say they are already doing it or would definitely or probably join such a campaign)
- Take action to reduce global warming (29%)

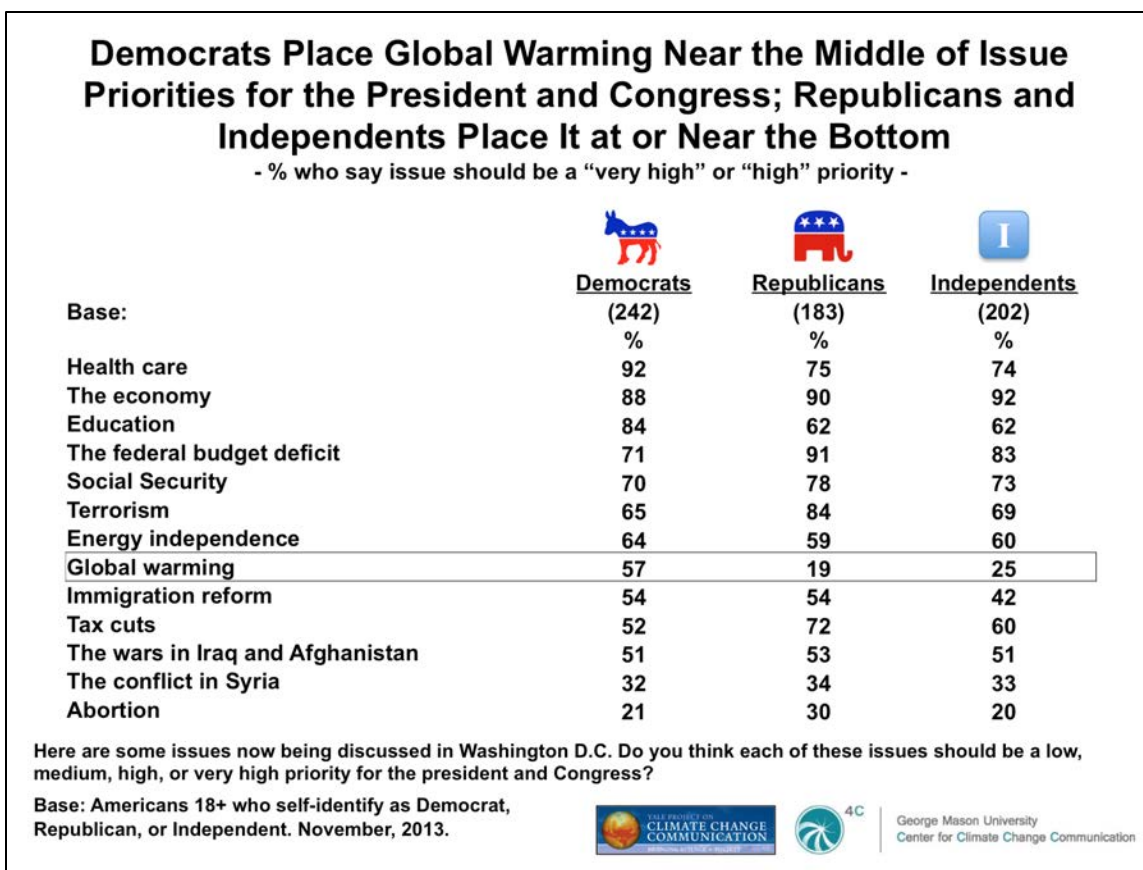


8. Policy Support by Political Party

8.1. More Democrats than Independents or Republicans rate global warming as a priority compared to other issues

Americans across the political spectrum say that issues like health care, the economy, education, the budget deficit and Social Security should be top priorities for the President and Congress.

On the issue of global warming, the parties differ markedly. While a majority of Democrats (57%) say the issue should be a high or very high priority for Congress and the President, few Republicans or Independents agree (19% and 25% respectively). In fact, Republicans and Independents rate global warming as a priority lower than all or most other issues.

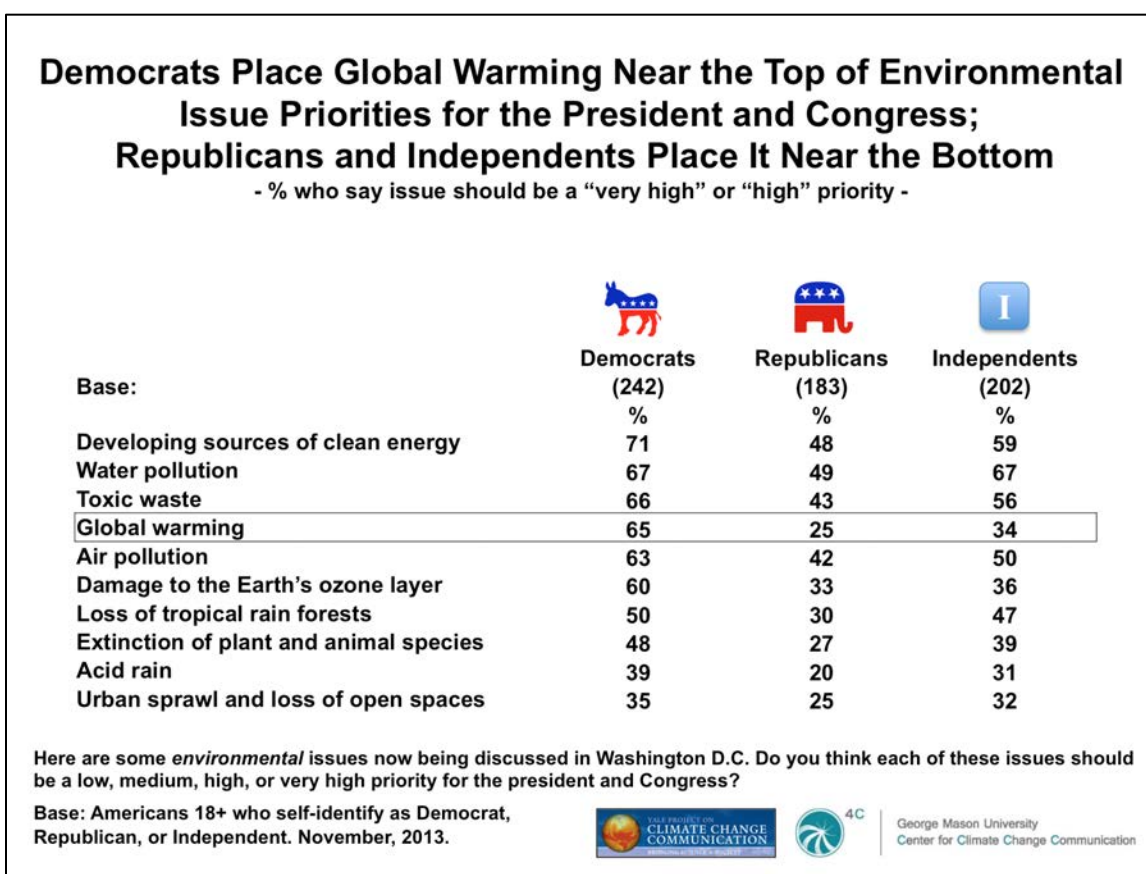


8.2. Democrats place global warming near the top of environmental issue priorities for the President and Congress; Republicans and Independents place it near the bottom.

When asked how much priority Congress and the President should place on a range of environmental issues, Democrats are most likely to say the issues should be given a high priority, followed by Independents and then by Republicans.

Majorities of Democrats (71%) and Independents (59%) say developing sources of clean energy should be a high or very high priority, and about half of Republicans agree (48%).

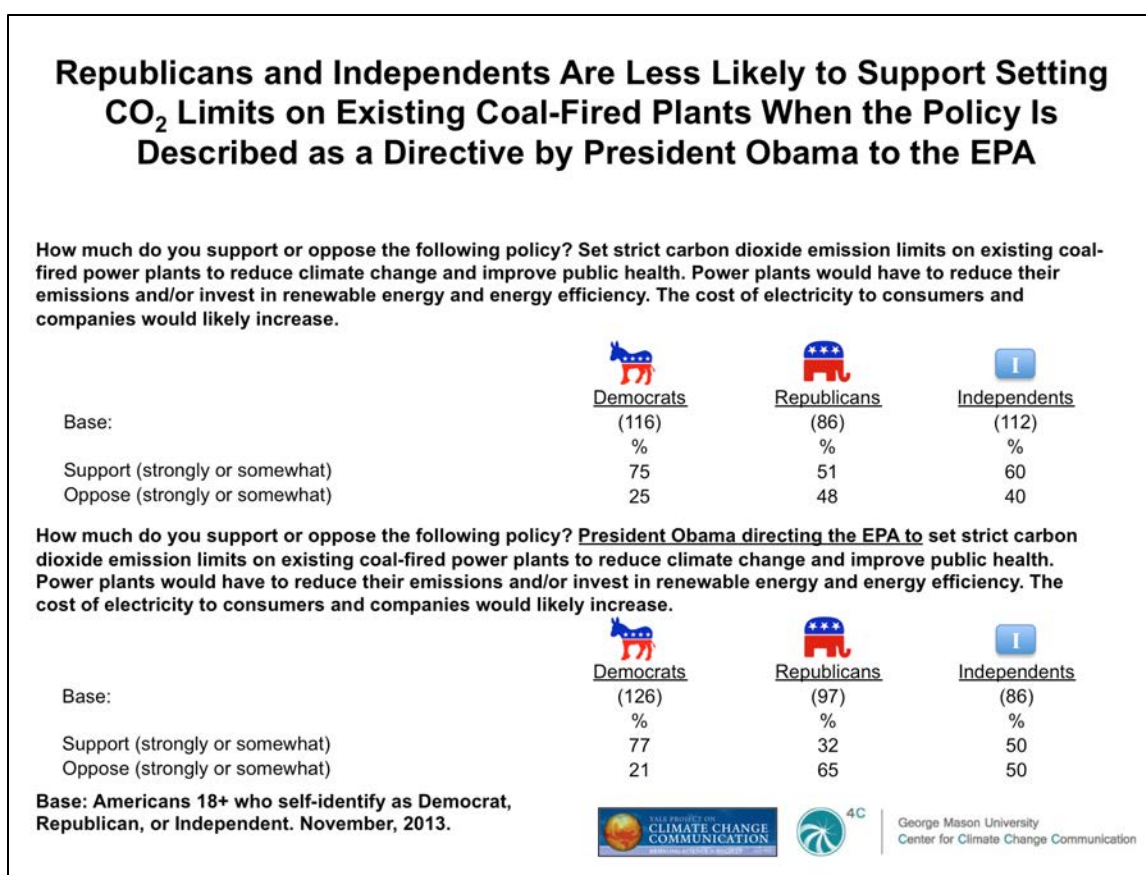
On the issue of global warming, Democrats are much more likely to say it should receive high or very high priority (65%). Only one in three Independents agree (34%), followed by just one in four Republicans (25%).



8.3. Republicans and Independents are less likely to support setting CO₂ limits on existing coal-fired plants when the policy is described as a directive by President Obama to the EPA.

Republicans and, to a lesser extent, Independents are more likely to support setting CO₂ limits on existing coal-fired power plants when the policy is described as a directive by President Obama to the Environmental Protection Agency.

Half of the survey respondents were asked whether they would support or oppose such a policy without reference to who would direct and enforce it, and 51% of Republicans and 60% of Independents said they would support it. The other half of sample was asked the same question, but with reference to President Obama and the E.P.A. (see question wording in figure below). Support dropped to 32% among Republicans and to 50% among Independents.



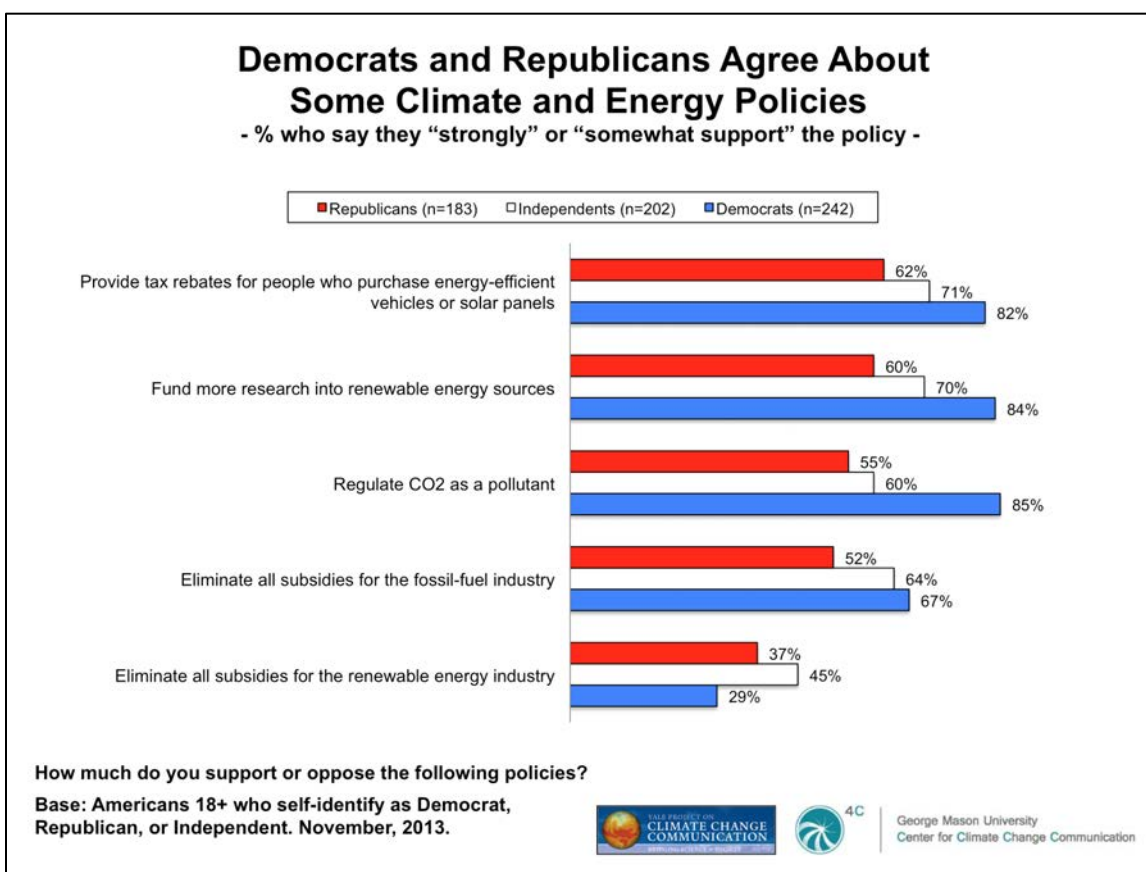
8.4. Democrats and Republicans agree about some climate and energy policies...

Democrats and Republicans both support several climate and energy policies, albeit with differing degrees of enthusiasm. For example:

- Providing tax rebates for people who purchase energy-efficient vehicles or solar panels (82% of Democrats and 62% of Republicans “strongly” or “somewhat support” this policy)
- Funding more research into renewable energy sources (84% and 60% respectively)
- Regulating CO₂ as a pollutant (85% and 55%)
- Eliminating all subsidies for the fossil-fuel industry (67% and 52%)

Similarly, only minorities of Democrats and Republicans support eliminating all federal subsidies for the renewable energy industry.

Independents in most cases are in the middle, sometimes leaning towards Democrats and other times towards Republicans. One exception: Independents are more likely than either Democrats or Republicans to support eliminating all subsidies for the renewable energy industry (45%).

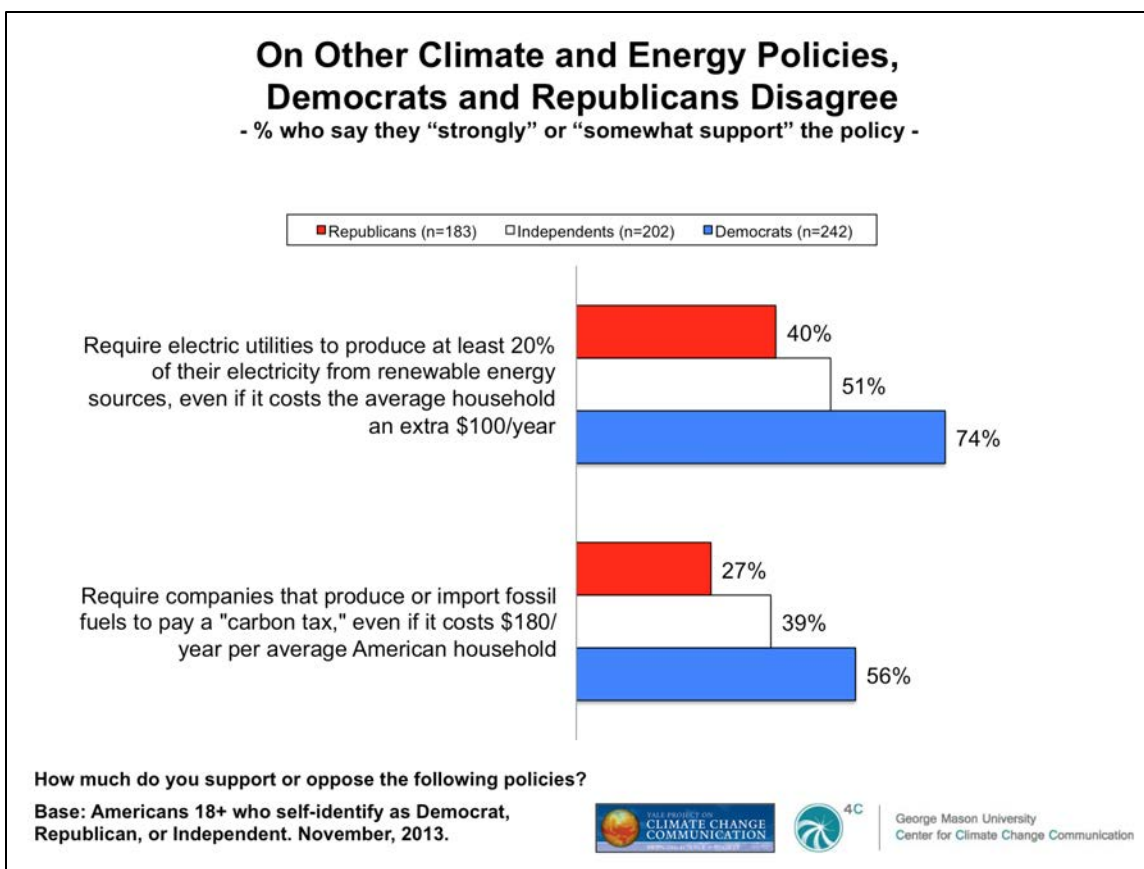


8.5. ...On other climate and energy policies, Democrats and Republicans disagree.

Democrats and Republicans part ways on a number of other climate and energy policies, with Democrats supporting two policies that Republicans do not:

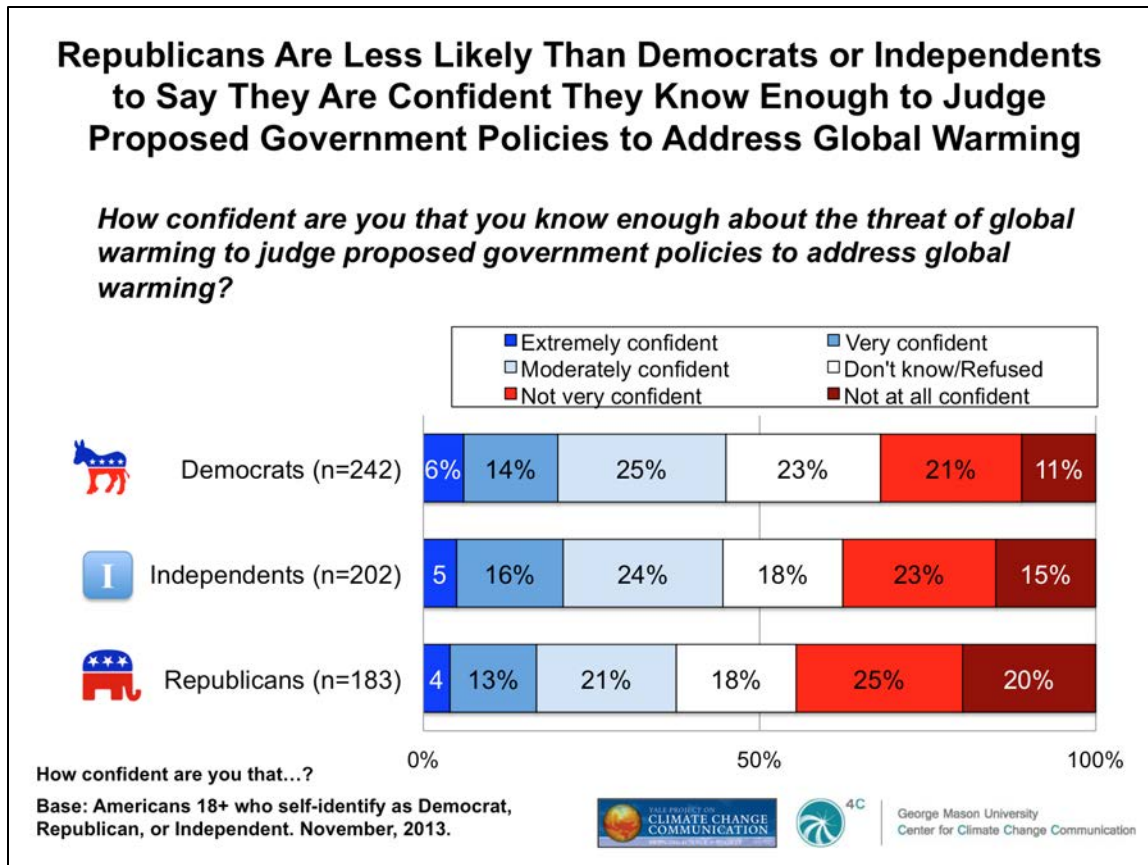
- Requiring electric utilities to produce at least 20% of their electricity from renewable energy sources, even if it costs the average household an extra \$100 a year (74% versus 40%)
- Requiring companies that produce or import fossil fuels to pay a “carbon tax,” even if it costs \$180 a year per average American household (56% versus 27%)

Independents fall between Democrats and Republican in their level of support for these policies.



8.6. Republicans are less likely than Democrats or Independents to say they are confident they know enough to judge the efficacy of policies designed to reduce fossil fuel use or address global warming.

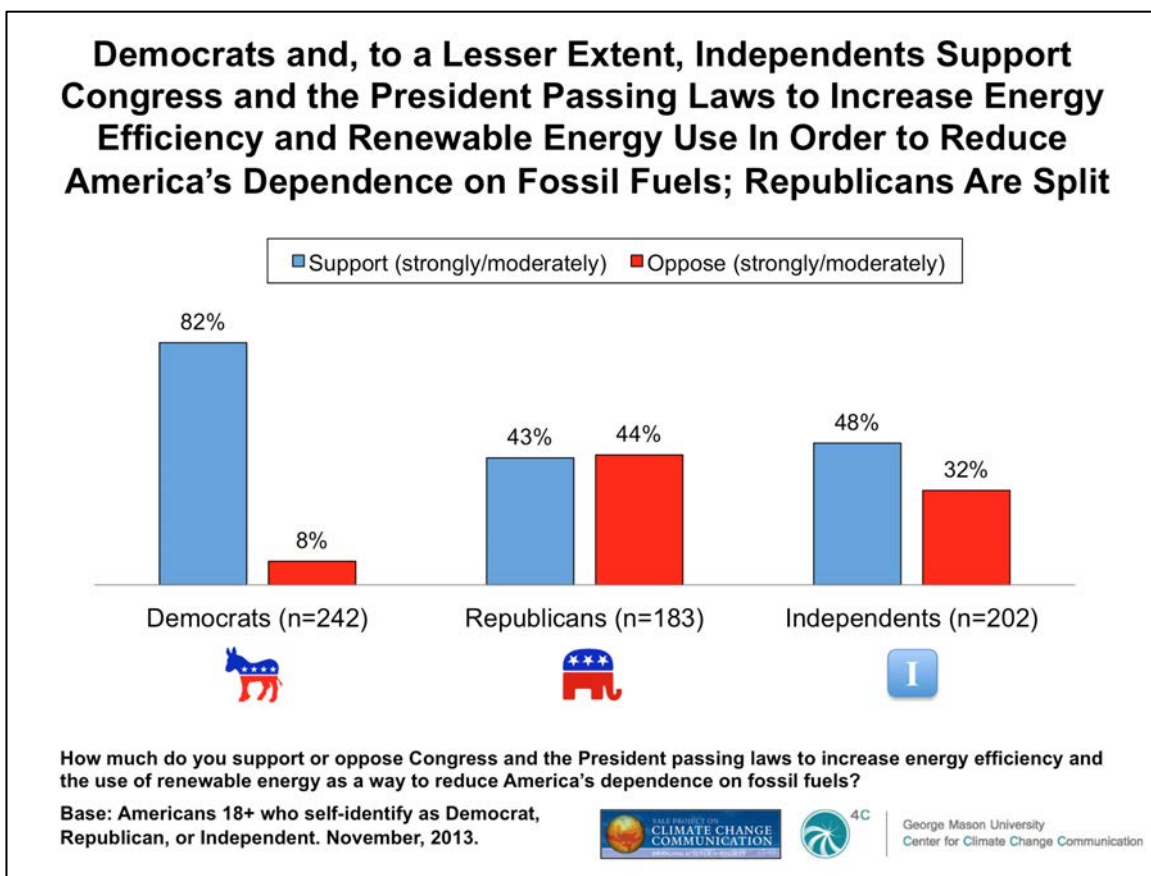
Few Republicans say they are extremely, very, or moderately confident that they know enough about global warming to judge proposed government policies to address the issue (38% versus 45% of both Democrats and Independents)



8.7. Democrats and, to a lesser extent, Independents support Congress and the President passing laws to increase energy efficiency and renewable energy use; Republicans are split.

Most Democrats (82%) support Congress and the President passing laws to increase energy efficiency and the use of renewable energy sources as a way to reduce America's dependence on fossil fuels, and more Independents support it (48%) than oppose it (32%).

Republicans, however, are evenly split between support (43%) and opposition (44%) to the idea.

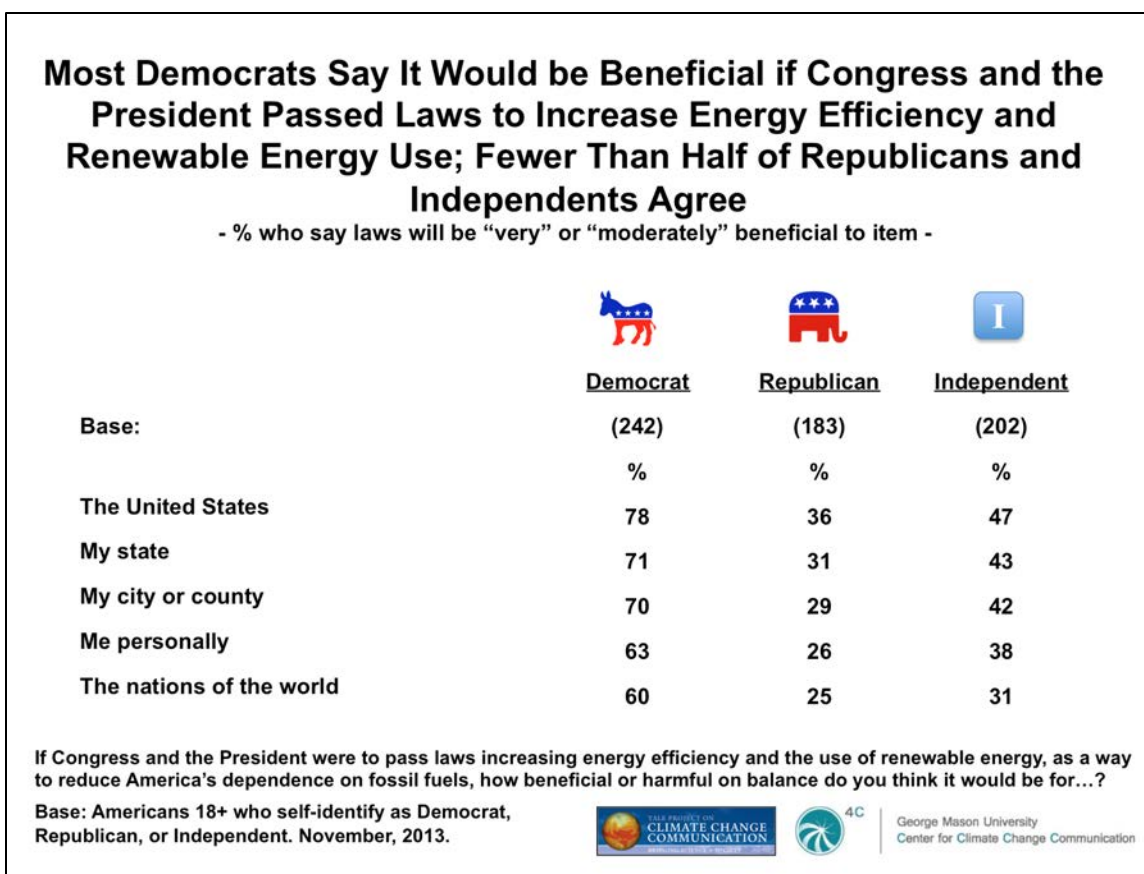


8.8. Most Democrats say it would be beneficial if Congress and the President passed laws to increase energy efficiency and renewable energy use; fewer than half of Republicans and Independents agree.

Democrats generally believe that laws designed to increase energy efficiency and renewable energy use in order to reduce America's dependence on fuels will be beneficial to:

- The United States (78% say such laws would be “very” or “moderately” beneficial)
- Their state (71%)
- Their city or county (70%)
- Themselves personally (63%)
- The nations of the world (60%)

Fewer than half of Independents and, especially, Republicans say such laws would be beneficial to any of the above.



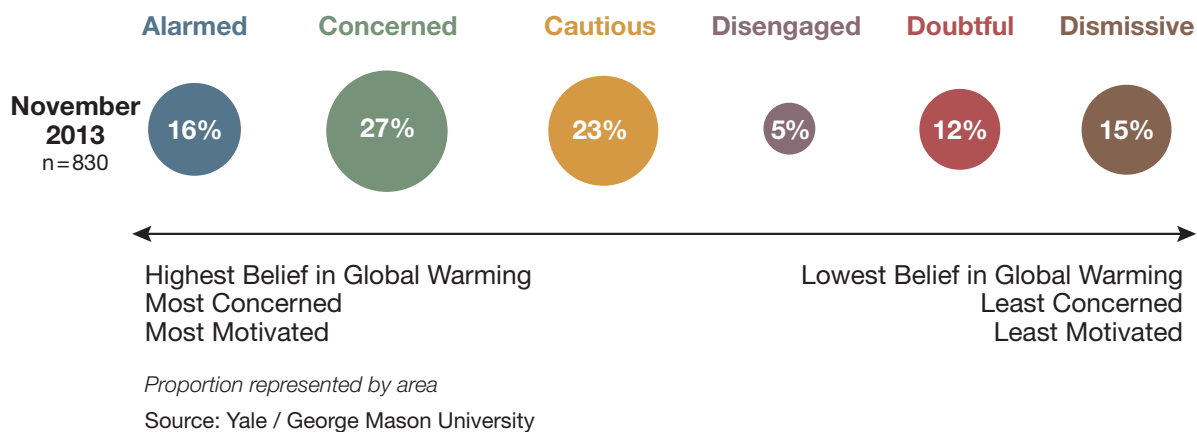
9. Policy Support by Global Warming's Six Americas

9.1. Introduction to Global Warming's Six Americas



In this section, we highlight the differences between *Global Warming's Six Americas*, a multivariate statistical segmentation of the American public based on their climate-related beliefs, attitudes, policy preferences, and behaviors.

Views on the issue of global warming vary in the United States, and our segmentation identifies different groups within the public that share similar beliefs, attitudes and behaviors about climate change. The segmentation divides Americans into six distinct publics that range along a spectrum of belief, concern and issue engagement.



The Six Americas Segments

The Six Americas do not vary much by age, gender, race or income – there are members of every demographic group in each of the segments. They differ instead by their global-warming beliefs, concerns and issue engagement, from the *Alarmed* to the *Dismissive*. Groups on the left of the figure above are more concerned about global warming and desire more action to reduce it, while groups on the right are relatively unconcerned and oppose action. The middle groups tend to have low issue involvement, do not think about global warming often and do not have strong – if any – opinions about the course the U.S. should pursue.

The *Alarmed* (16%) are certain global warming is happening, understand that it is human-caused and harmful, and strongly support societal action to reduce the threat. They discuss the issue more often, seek more information about it, and are more likely to act as global warming opinion leaders than the other segments. They are the most likely of the six groups to have engaged in political activism on the issue, although only about a quarter have done so.

The *Concerned* (27%) are moderately certain global warming is happening, human-caused and harmful. They tend to view global warming as a threat to other nations and future generations, but not as a personal threat or a threat to their community. They support societal action on climate change, but are unlikely to have personally engaged in political activism.

The *Cautious* (23%) are likely to believe climate change is real, but are not certain. Many do not know the cause of global warming. They are less worried than the *Concerned* and tend to view global warming as a distant threat. They have given little thought to the issue and are unlikely to have strongly held opinions about what, if anything, should be done about it.

These three groups – the *Alarmed*, *Concerned* and *Cautious* – currently comprise two-thirds of the American public. Although they range in certainty about the reality and dangers of climate change, they are similarly inclined to believe it is a real threat that should be addressed. Thus, some level of support for action is the predominant view among the majority of Americans.

The *Disengaged* (5%) have given the issue of global warming little to no thought. They have no strongly held beliefs about global warming, know little about it, and do not view it as having any personal relevance. They tend to have the lowest education and income levels of the six groups.

The *Doubtful* (12%) are uncertain whether global warming is occurring or not. If they believe that it is happening, they are likely to attribute it to natural causes rather than human activities. They tend to be politically conservative and to hold traditional religious views.

The *Dismissive* (15%), are certain that global warming is *not* occurring, tend to regard the issue as a hoax and are strongly opposed to action to reduce the threat.

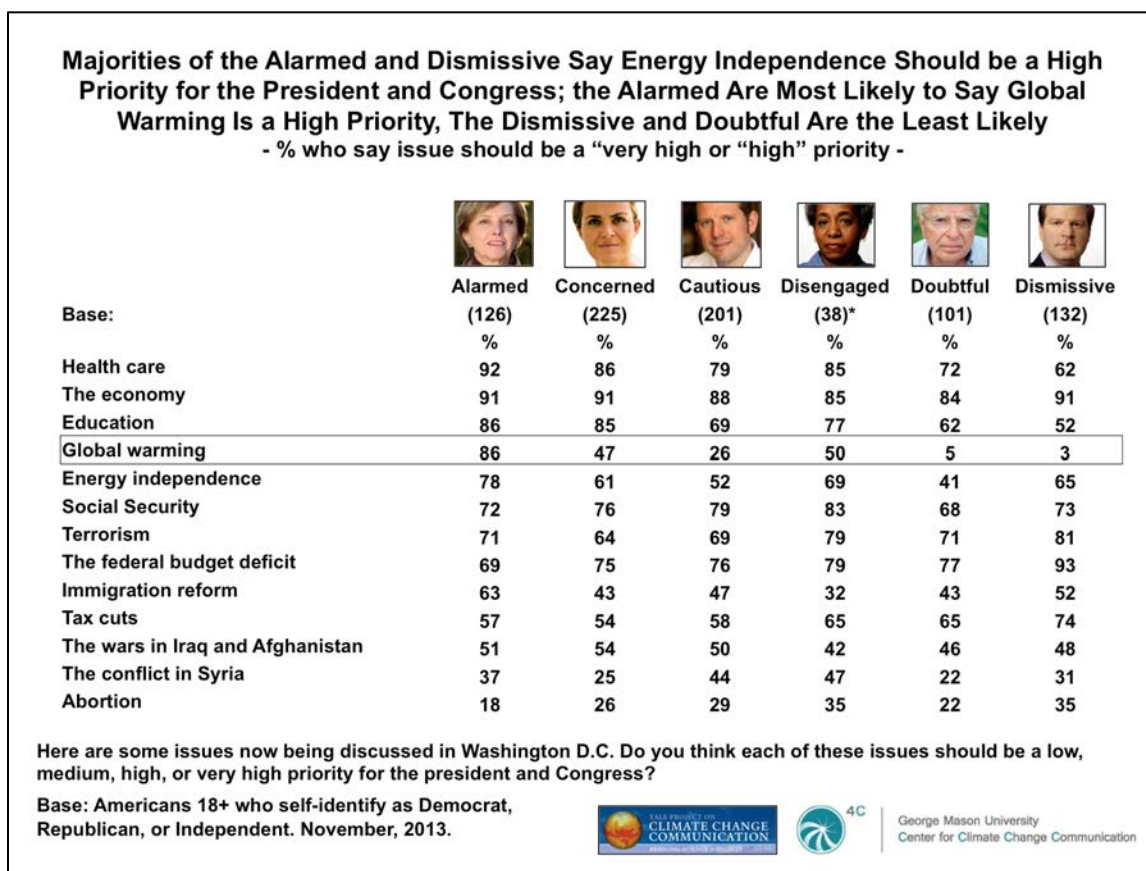
For a more detailed description of how the Six Americas were identified, please see the Methods appendix of this report.

9.2. Majorities of the Alarmed and Dismissive say energy independence should be a high priority for the President and Congress; the Alarmed are most likely to say global warming is a high priority, while the Dismissive and Doubtful are the least likely.

Though each of the Six Americas rates the importance of national issues somewhat differently, majorities of all groups say health care, the economy, education, Social Security, terrorism, the federal budget deficit, and tax cuts should be high or very high priorities for the President and Congress to address.

Majorities of the Alarmed (78%), Concerned (61%), Cautious (52%), Disengaged (69%), and the Dismissive (65%) say energy independence should be a high or very high priority.

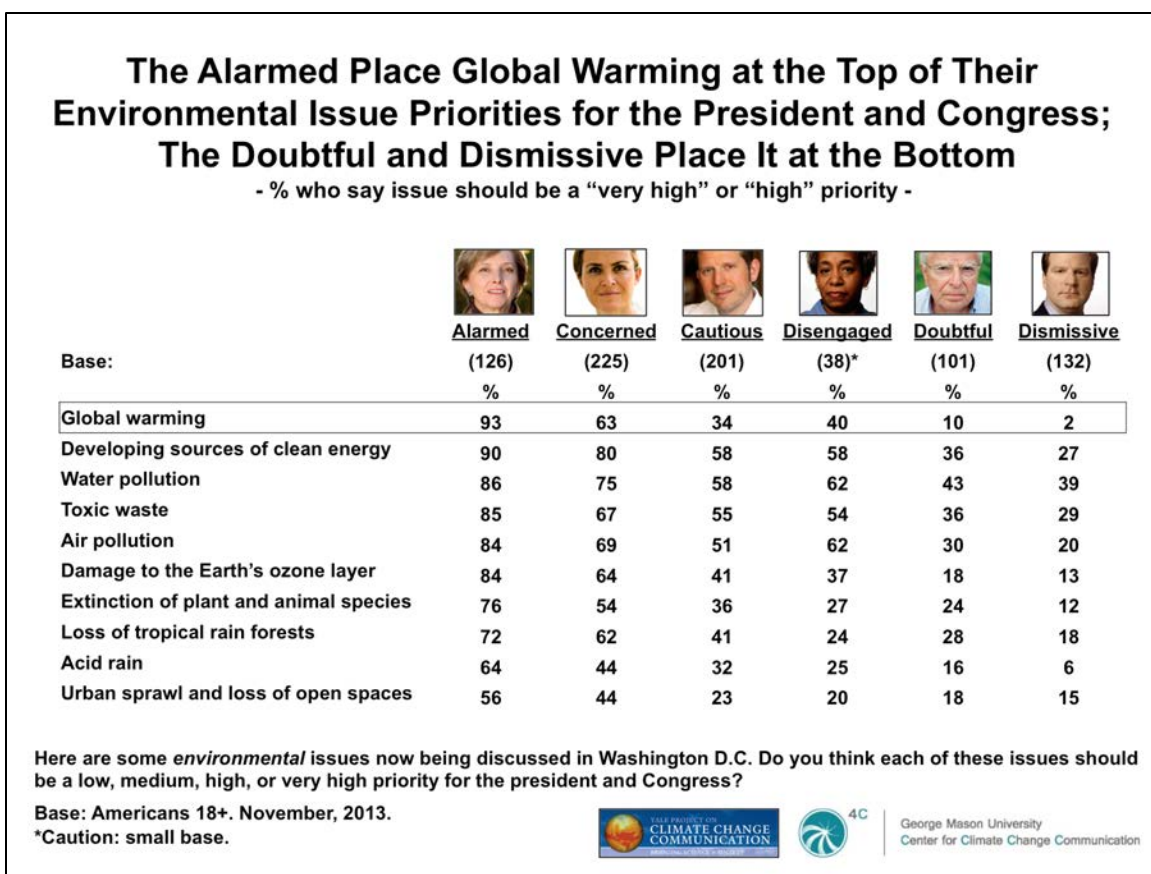
On the issue of global warming, the Alarmed are by far the most likely to say it should receive high or very high priority (86%), followed by the Concerned (47%). Very few of the Dismissive (3%) or Doubtful (5%) agree. Moreover, half or fewer of the Cautious (26%) or Disengaged (50%) agree it should be a high priority relative to other national issues.



9.3. The Alarmed place global warming at the top of their environmental issue priorities for the President and Congress; the Doubtful and Dismissive place it at the bottom.

The Alarmed are most likely to say a range of environmental issues should be given a high priority, followed by the Concerned.

On the issue of global warming, the Alarmed are by far the most likely to say it should receive high or very high priority (93%), followed by the Concerned (63%). Very few of the Dismissive (2%) or Doubtful (10%) agree. Moreover, fewer than half of the Cautious (34%) or Disengaged (40%) agree it should be a high priority compared to other environmental issues.

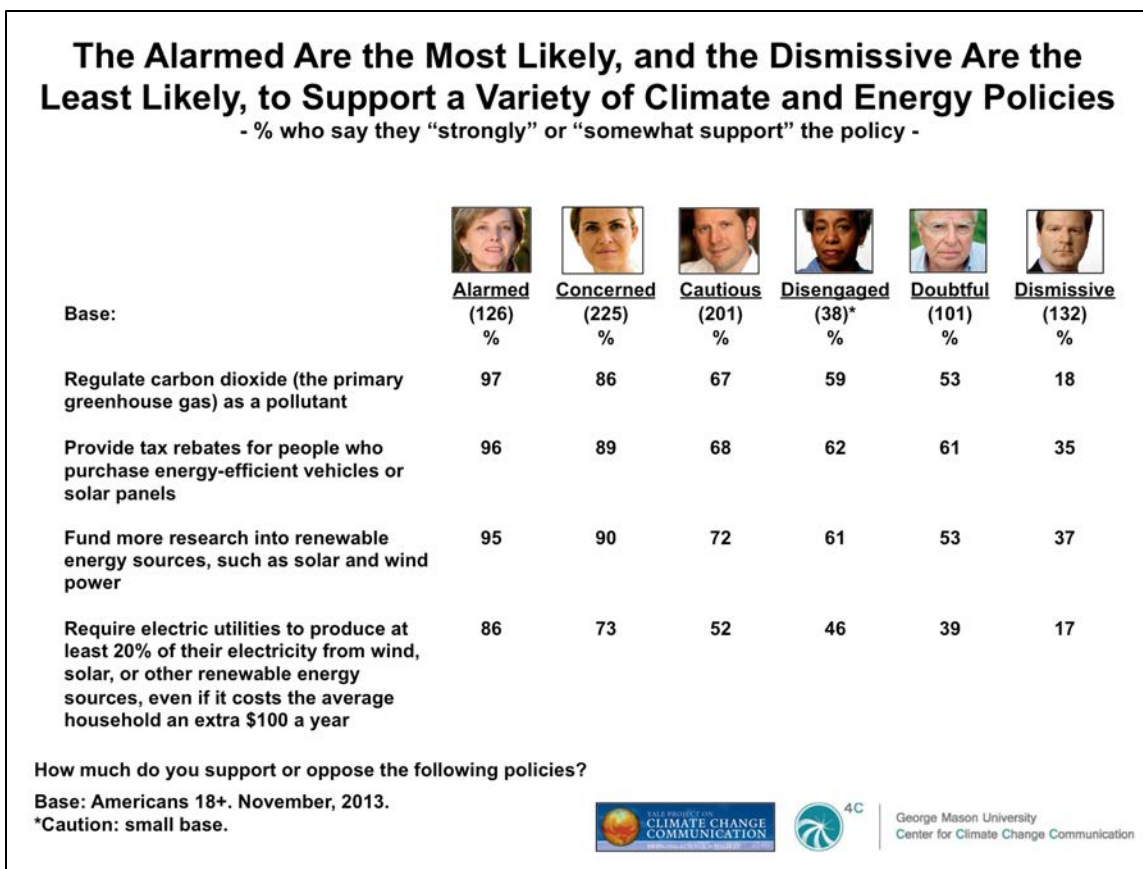


9.4. The Alarmed are the most likely, and the Dismissive are the least likely, to support a variety of climate and energy policies.

The Alarmed are the most likely to support a range of climate and energy policies, as are the Concerned, Cautious, Disengaged, and Doubtful, albeit to lesser and varying degrees.

By contrast, few of the Dismissive support the following:

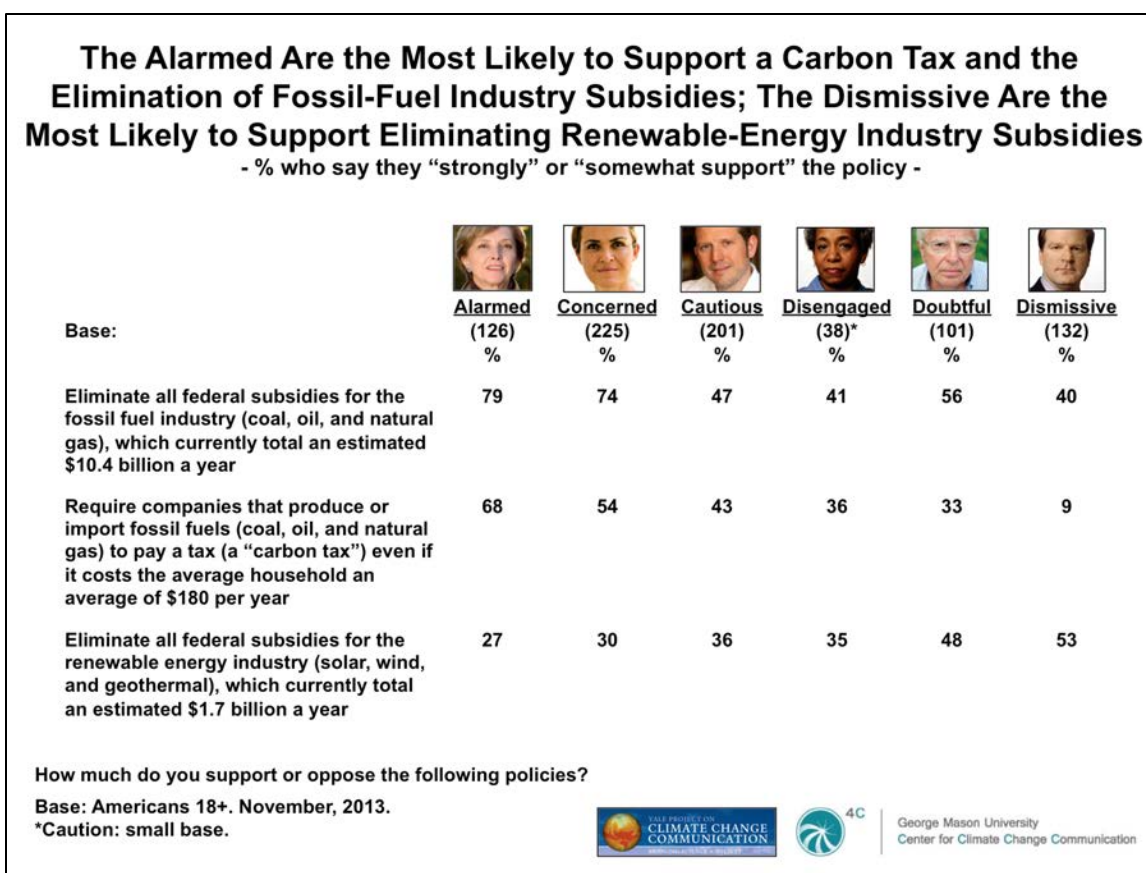
- Requiring electric utilities to produce at least 20% of their electricity from wind, solar, or other renewable energy sources, even if it costs the average household an extra \$100 a year (86% of the Alarmed, for example, versus 17% of the Dismissive)
- Regulation of CO₂ as a pollutant (97% versus 18% respectively)
- Providing tax rebates for people who purchase energy-efficient vehicles or solar panels (96% versus 35%)
- Funding more research into renewable energy sources, such as solar and wind power (95% versus 37%)



9.5. The Alarmed are the most likely to support a carbon tax and the elimination of fossil-fuel industry subsidies; the Dismissive are the most likely to support eliminating renewable-energy industry subsidies.

The Alarmed, followed by the Concerned, are the most likely to support the elimination of federal subsidies to the fossil-fuel industry (79% and 74% respectively) and requiring companies that produce or import fossil fuels to pay a “carbon tax” even if it costs the average household an average of \$180 per year (68% and 54%).

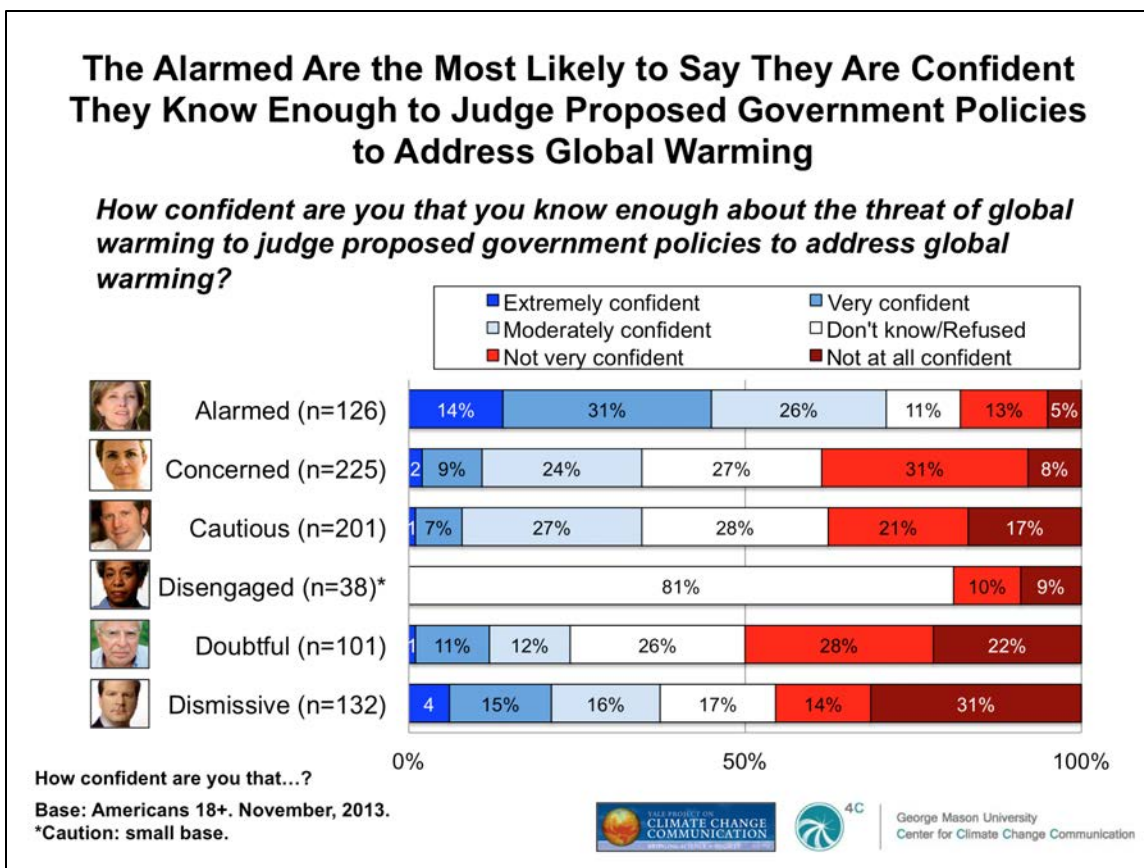
By contrast, the Dismissive are the most likely to support eliminating federal subsidies for the renewable-energy industry, and are distinguished from all other groups in their higher levels of support for eliminating subsidies for the renewable-energy industry than for the fossil fuel industry (53% versus 40%, respectively).



9.6. The Alarmed are the most likely to say they are confident they know enough to judge proposed government policies to address global warming.

The Alarmed are the most confident in their ability to judge government policies designed to address global warming (71% say they are extremely, very, or moderately confident). None of the Disengaged say they have at least a moderate sense of confidence on the subject.

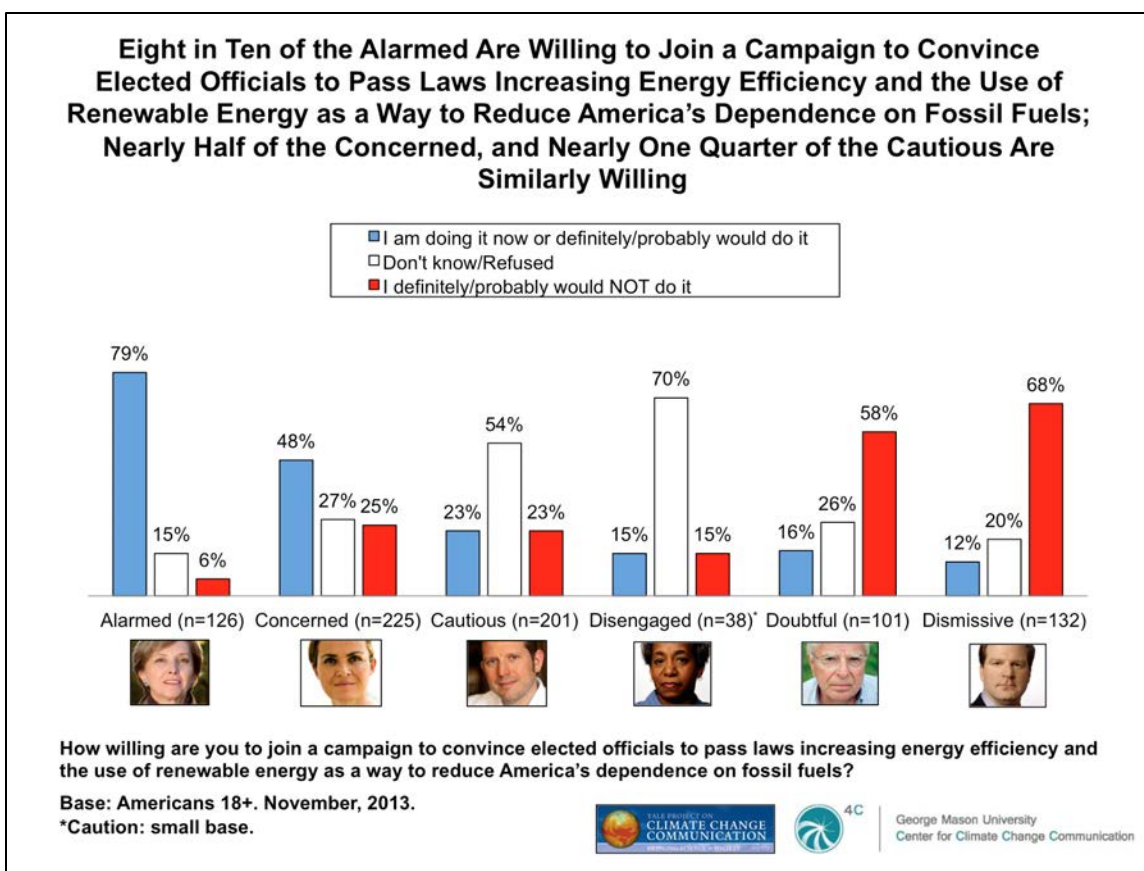
Fewer than half in any of the other groups say they are at least moderately confident in their ability to judge such policies.



9.7. Eight in ten of the Alarmed are willing to join a campaign to convince elected officials to pass laws increasing energy efficiency and the use of renewable energy as a way to reduce America's dependence on fossil fuels; nearly half of the Concerned, and nearly one quarter of the Cautious are similarly willing.

Most of the Alarmed (79%) are either currently or would be willing to join a campaign to convince elected officials to pass laws increasing energy efficiency and the use of renewable energy as a way to reduce America's dependence on fossil fuels. Among no other group does a majority show such willingness.

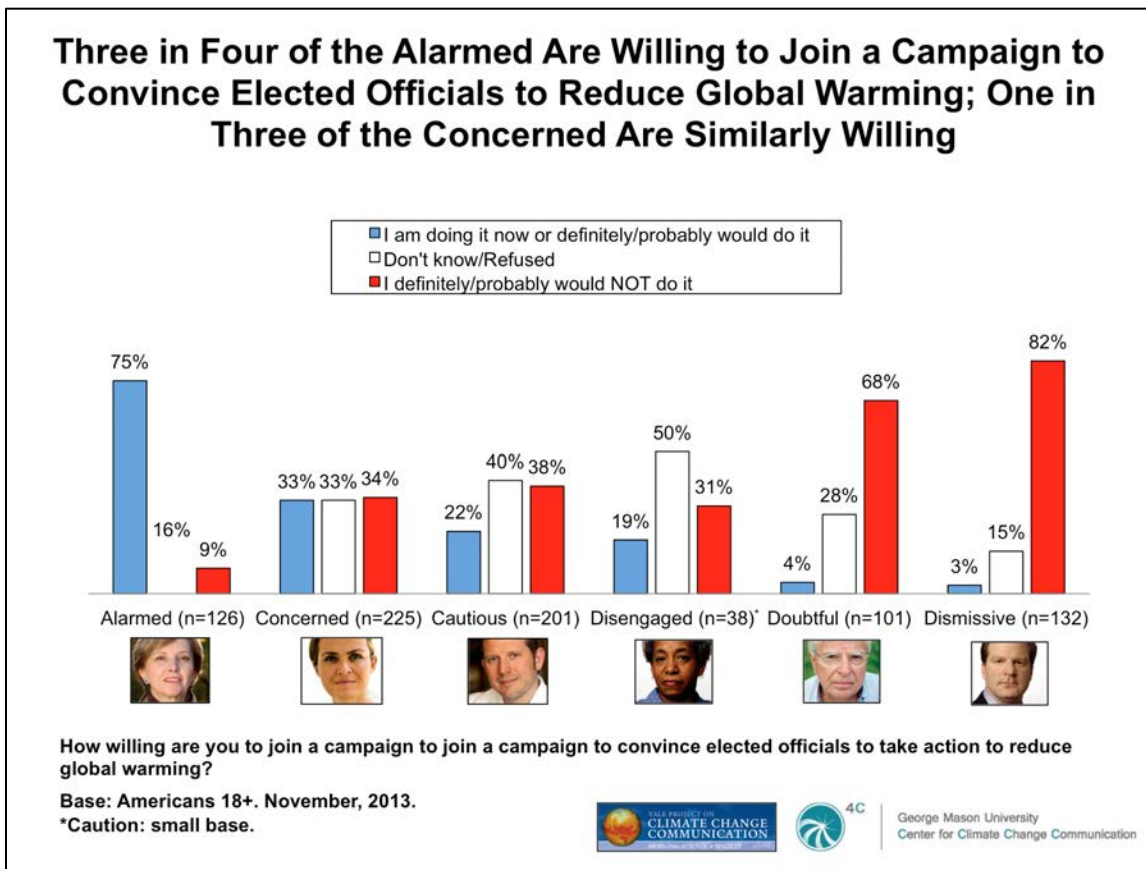
In fact, majorities of the Dismissive (68%) and Doubtful (58%) say they would not join such a campaign.



9.8. Three in four of the Alarmed are willing to join a campaign to convince elected officials to reduce global warming; one in three of the Concerned are similarly willing.

Most of the Alarmed (75%) are either currently or would be willing to join a campaign to convince elected officials to reduce global warming. Among no other group does a majority show such willingness.

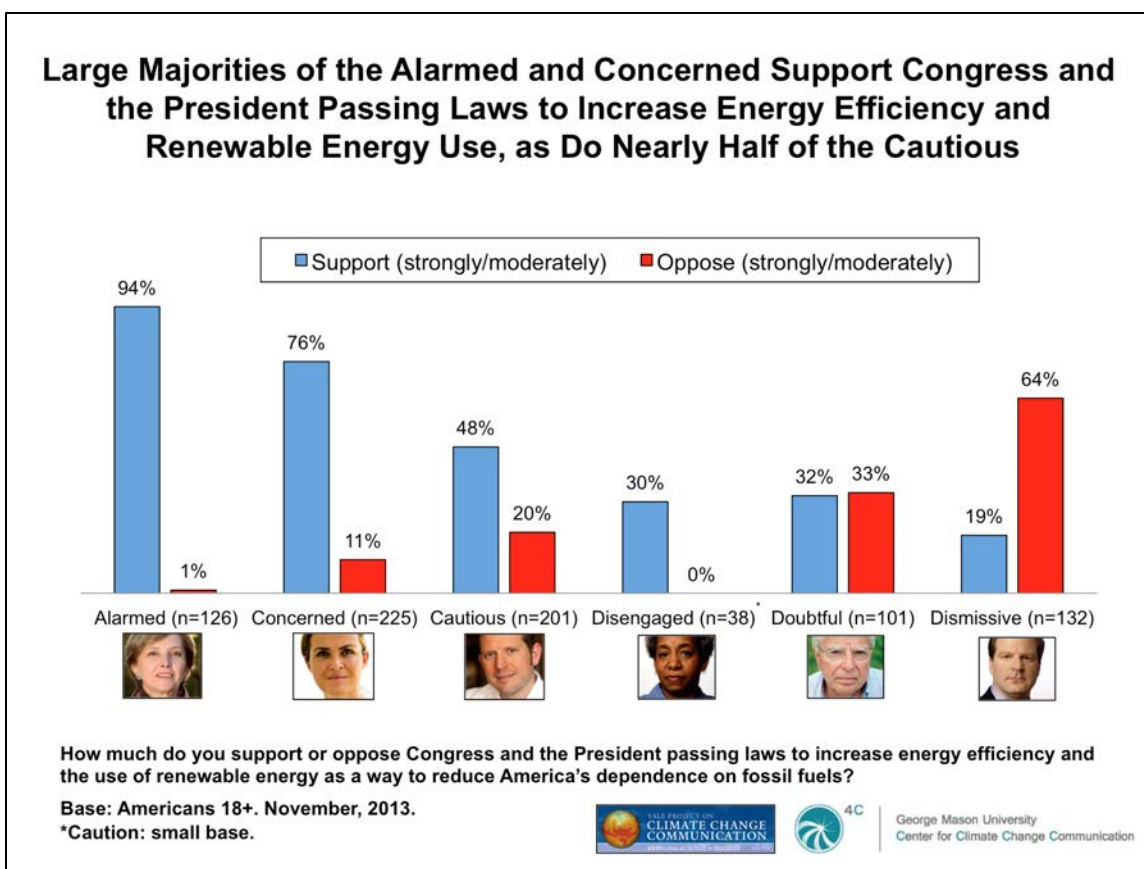
In fact, majorities of the Dismissive (82%) and Doubtful (68%) say they would not join such a campaign.



9.9. Large majorities of the Alarmed and Concerned support Congress and the President passing laws to increase energy efficiency and renewable energy use, as do nearly half of the Cautious

Most of the Alarmed (94%) and Concerned (76%) support Congress and the President passing laws to increase energy efficiency and the use of renewable energy sources as a way to reduce America's dependence on fossil fuels, and more of the Cautious support it (48%) than oppose it (20%).

The Doubtful are evenly split between their support (32%) and opposition (33%) to the idea, and the Dismissive are strongly against it (64%).

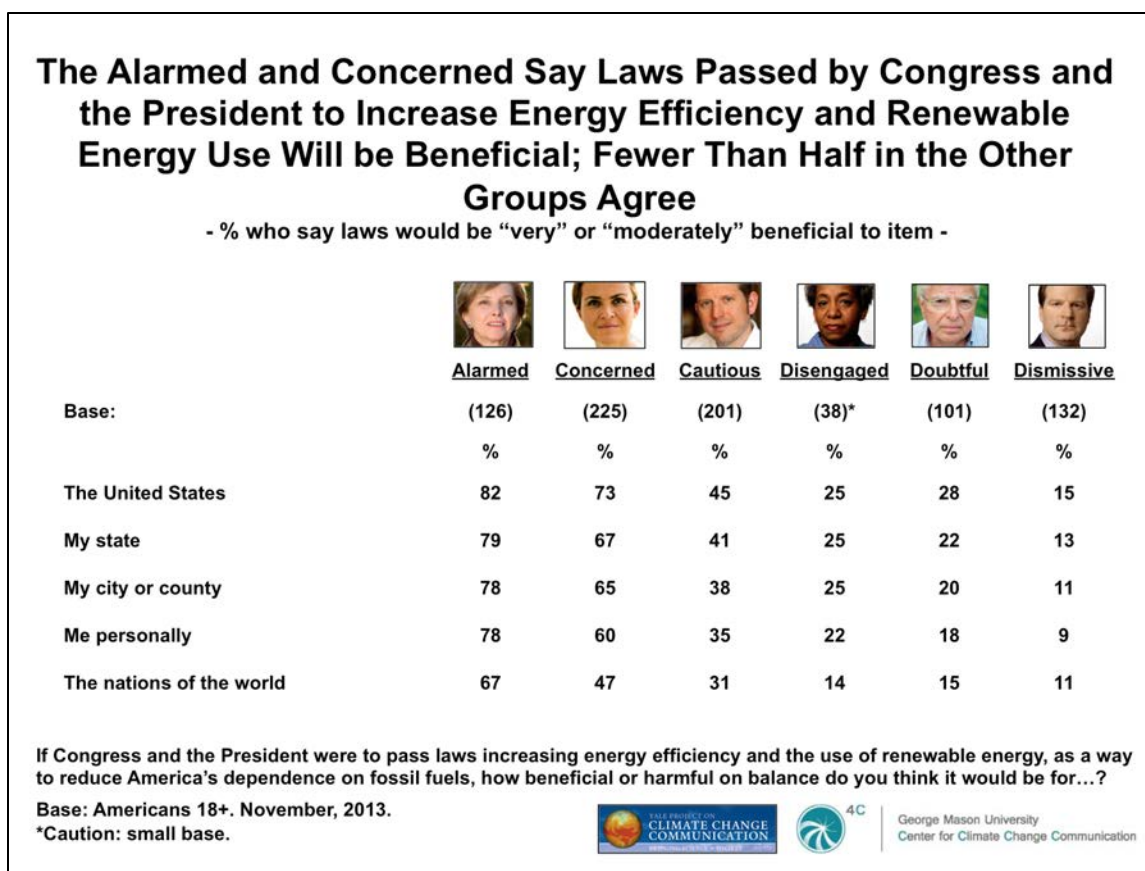


9.10. The Alarmed and Concerned say laws passed by Congress and the President to increase energy efficiency and renewable energy use will be beneficial; fewer than half in the other groups agree.

The Alarmed and Concerned generally believe that laws designed to increase energy efficiency and renewable energy use in order to reduce America's dependence on fuels will be beneficial to:

- The United States (82% of the Alarmed and 73% of the Concerned say such laws would be “very” or “moderately” beneficial)
- Their state (79% and 67%)
- Their city or county (78% and 65%)
- Themselves personally (78% and 60%)
- The nations of the world (67% and 47%)

Fewer than half of the other groups and especially few of the Dismissive say such laws would be beneficial to any of the above.



Appendix I: Data Tables

1. Issue Priority for the President and Congress

(Base: Americans 18+)

Here are some issues now being discussed in Washington D.C. Do you think each of these issues should be a low, medium, high, or very high priority for the president and Congress?

(Unweighted base = 830)	The economy	Social Security	Health-care	The Federal budget deficit	Education
	%	%	%	%	%
Very high	58	38	47	47	39
High	31	36	32	30	34
Medium	9	21	14	17	20
Low	2	4	6	5	6

(Unweighted base = 830)	Urban sprawl	Energy independence	Tax cuts	Immigration
	%	%	%	%
Very high	38	22	30	19
High	32	37	30	29
Medium	23	31	29	35
Low	6	9	10	16

(Unweighted base = 830)	The wars in Iraq and Afghanistan	The conflict in Syria	Global Warming	Abortion
	%	%	%	%
Very high	18	11	14	14
High	33	21	23	13
Medium	32	46	34	29
Low	16	21	29	43

(Base: Americans 18+)

Here are some *environmental* issues now being discussed in Washington D.C. Do you think each of these issues should be a low, medium, high, or very high priority for the president and Congress?

(Unweighted base = 830)	Water pollution	Developing sources of clean energy	Toxic waste	Air pollution	Damage to the Earth's Ozone layer
	%	%	%	%	%
Very high	26	29	22	21	19
High	36	32	34	33	27
Medium	26	26	31	32	33
Low	11	11	11	13	19

(Unweighted base = 830)	Extinction of plant and animal species	Loss of tropical rain forests	Global warming	Acid rain	Urban sprawl
	%	%	%	%	
Very high	18	17	17	14	8
High	24	28	27	20	23
Medium	36	32	29	39	41
Low	22	21	26	25	26

(Base: Americans 18+)**Do you think...****Global warming should be a low, medium, high, or very high priority for the president and Congress?**

	Nov 2013	April 2013	Sept 2012	March 2012	Nov 2011	May 2011	June 2010	Jan 2010	Nov 2008
(Unweighted base)	(830) %	(1,045) %	(1,061) %	(1,008) %	(1,000) %	(1,010) %	(1,024) %	(1,001) %	(2,164) %
Very high	17	16	18	12	12	13	17	13	21
High	27	26	25	28	25	27	27	25	33
Medium	29	29	34	32	33	31	33	31	30
Low	26	28	23	28	30	30	23	31	17

Developing sources of clean energy should be a low, medium, high, or very high priority for the president and Congress?

	Nov 2013	April 2013	Sept 2012	March 2012	Nov 2011	May 2011	June 2010	Jan 2010	Nov 2008
(Unweighted base)	(830) %	(1,045) %	(1,061) %	(1,008) %	(1,000) %	(1,010) %	(1,024) %	(1,001) %	(2,164) %
Very high	29	26	31	31	30	31	34	24	NA
High	32	32	38	38	35	35	37	36	NA
Medium	26	28	23	23	25	25	23	29	NA
Low	11	12	8	8	10	9	6	11	NA

NA = Not asked.

2. Who Should Act on Global Warming?

(Base: Americans 18+)

Do you think each of the following should be doing more or less to address global warming?

The U.S. Congress

	Nov 2013	April 2013	Sept 2012	March 2012	Nov 2011	May 2011	June 2010	Jan 2010	Nov 2008
(Unweighted base)	(830) %	(1,045) %	(1,061) %	(1,008) %	(1,000) %	(1,010) %	(1,024) %	(1,001) %	(2,164) %
Much more	26	25	24	23	20	19	19	19	26
More	26	32	36	35	35	38	35	35	41
Currently doing the right amount	26	20	22	21	25	20	26	23	20
Less	9	11	8	12	11	11	10	10	6
Much less	13	10	9	9	8	12	9	15	7

President Obama

	Nov 2013	April 2013	Sept 2012	March 2012	Nov 2011	May 2011	June 2010	Jan 2010	Nov 2008+
(Unweighted base)	(830) %	(1,045) %	(1,061) %	(1,008) %	(1,000) %	(1,010) %	(1,024) %	(1,001) %	(2,164) %
Much more	18	18	18	19	19	19	20	17	28
More	28	34	35	35	33	35	32	33	38
Currently doing the right amount	31	24	29	25	28	22	30	26	21
Less	7	12	7	10	10	10	9	9	6
Much less	14	12	10	11	11	14	10	15	7

+President George W. Bush

(Base: Americans 18+)**Do you think each of the following should be doing more or less to address global warming?****(Cont'd.)****Corporations and industry**

	Nov 2013	April 2013	Sept 2012	March 2012	Nov 2011	May 2011	June 2010	Jan 2010	Nov 2008
(Unweighted base)	(830)	(1,045)	(1,061)	(1,008)	(1,000)	(1,010)	(1,024)	(1,001)	(2,164)
	%	%	%	%	%	%	%	%	%
Much more	40	39	39	40	37	34	38	33	41
More	25	31	32	30	30	31	28	31	32
Currently doing the right amount	20	18	18	18	20	18	22	21	17
Less	5	5	6	7	6	8	7	7	5
Much less	8	5	5	5	6	9	6	9	6

Citizens themselves

	Nov 2013	April 2013	Sept 2012	March 2012	Nov 2011	May 2011	June 2010	Jan 2010	Nov 2008
(Unweighted base)	(830)	(1,045)	(1,061)	(1,008)	(1,000)	(1,010)	(1,024)	(1,001)	(2,164)
	%	%	%	%	%	%	%	%	%
Much more	27	24	25	27	26	28	31	27	30
More	34	39	41	40	39	35	33	36	42
Currently doing the right amount	23	25	23	22	24	21	24	23	20
Less	6	6	5	7	6	9	7	7	5
Much less	8	5	4	5	6	7	5	8	5

(Base: Americans 18+, split sample)

Do you think your state/local government should be doing more, less, or about the same amount as it is doing now to protect people and communities from the impacts of global warming?

	State government	Local government
(Unweighted base)	(417)	(413)
	%	%
More	26	21
Same amount	21	22
Less	9	11
Not sure	12	15

3. Support for Action

(Base: Americans 18+)

People disagree whether the United States should reduce greenhouse gas emissions on its own, or make reductions only if other countries do so. Which of the following statements comes closest to your own point of view?

	Nov 2013	April 2013	Sept 2012	March 2012	Nov 2011	May 2011	June 2010	Jan 2010	Nov 2008
(Unweighted base)	(830) %	(1,045) %	(1,061) %	(1,008) %	(1,000) %	(1,010) %	(1,024) %	(1,001) %	(2,164) %
Regardless of what other countries do	60	59	61	63	60	61	65	57	67
Only if other industrialized countries (such as England, Germany, and Japan) reduce their emissions	4	3	2	3	3	3	3	3	2
Only if other industrialized countries and developing countries (such as China, India, and Brazil) reduce their emissions	8	7	7	8	7	8	8	7	7
The U.S. should not reduce its emissions	6	6	6	5	5	6	5	7	4
Don't know/Refused	22	25	25	21	25	23	19	25	20

(Base: Americans 18+)

How big of an effort should the United States make to reduce global warming?

	Nov 2013	April 2013	Sept 2012	March 2012	Nov 2011	May 2011	June 2010	Jan 2010	Nov 2008
(Unweighted base)	(830) %	(1,045) %	(1,061) %	(1,008) %	(1,000) %	(1,010) %	(1,024) %	(1,001) %	(2,164) %
A large-scale effort, even if it has large economic costs	27	26	24	26	26	29	28	26	34
A medium-scale effort, even if it has moderate economic costs	34	36	44	42	40	38	41	36	40
A small-scale effort, even if it has small economic costs	22	22	19	19	23	19	18	21	17
No effort	17	14	12	13	12	14	13	18	9

4. Support for Specific Climate and Energy Policies

(Base: Americans 18+)

How much do you support or oppose the following policies?

Fund more research into renewable energy sources, such as solar and wind power

	Nov 2013	April 2013	Sept 2012	March 2012	Nov 2011	May 2011	June 2010	Jan 2010	Nov 2008
(Unweighted base)	(830) %	(1,045) %	(1,061) %	(1,008) %	(1,000) %	(1,010) %	(1,024) %	(1,001) %	(2,164) %
Strongly support	30	28	30	36	36	47	42	41	53
Somewhat support	42	42	43	43	42	37	45	44	39
Somewhat oppose	16	14	13	12	17	11	10	11	6
Strongly oppose	9	11	8	9	6	6	3	4	2

Provide tax rebates for people who purchase energy-efficient vehicles or solar panels

	Nov 2013	April 2013	Sept 2012	March 2012	Nov 2011	May 2011	June 2010	Jan 2010	Nov 2008
(Unweighted base)	(830) %	(1,045) %	(1,061) %	(1,008) %	(1,000) %	(1,010) %	(1,024) %	(1,001) %	(2,164) %
Strongly support	28	26	29	30	30	41	41	32	38
Somewhat support	43	45	44	46	48	41	42	50	47
Somewhat oppose	17	15	14	13	14	10	12	10	11
Strongly oppose	9	8	7	11	7	9	5	7	4

Regulate carbon dioxide (the primary greenhouse gas) as a pollutant

	Nov 2013	April 2013	Sept 2012	March 2012	Nov 2011	May 2011	June 2010	Jan 2010	Nov 2008
(Unweighted base)	(830) %	(1,045) %	(1,061) %	(1,008) %	(1,000) %	(1,010) %	(1,024) %	(1,001) %	(2,164) %
Strongly support	24	23	21	25	25	NA	26	24	30
Somewhat support	43	45	45	50	48	NA	51	47	50
Somewhat oppose	17	16	18	15	20	NA	13	14	13
Strongly oppose	12	11	10	11	7	NA	11	15	7

NA=Not asked

(Base: Americans 18+)**How much do you support or oppose the following policies? (Cont'd.)****Eliminate all federal subsidies for the fossil fuel industry (oil, and natural gas), which currently total an estimated \$10.4 billion a year**

	Nov 2013	April 2013	Sept 2012
(Unweighted base)	(830)	(1,045)	(1,061)
	%	%	%
Strongly support	24	21	22
Somewhat support	35	38	37
Somewhat oppose	28	28	27
Strongly oppose	10	9	7

Require electric utilities to produce at least 20% of their electricity from wind, solar, or other renewable energy sources, even if it costs the average household an extra \$100 a year

	Nov 2013	April 2013
(Unweighted base)	(830)	(1,045)
	%	%
Strongly support	17	15
Somewhat support	39	40
Somewhat oppose	26	22
Strongly oppose	16	18

(Base: Americans 18+, split sample a)

How much do you support or oppose the following policy? Set strict carbon dioxide emission limits on existing coal-fired power plants to reduce global warming and improve public health. Power plants would have to reduce their emissions and/or invest in renewable energy and energy efficiency. The cost of electricity to consumers and companies would likely increase.

	Nov 2013
(Unweighted base)	(421)
	%
Strongly support	19
Somewhat support	45
Somewhat oppose	21
Strongly oppose	13
Don't know/Refused	3

(Base: Americans 18+, split sample b)

How much do you support or oppose the following policy? President Obama directing the EPA to set strict carbon dioxide emission limits on existing coal-fired power plants to reduce global warming and improve public health. Power plants would have to reduce their emissions and/or invest in renewable energy and energy efficiency. The cost of electricity to consumers and companies would likely increase.

	Nov 2013
(Unweighted base)	(409)
	%
Strongly support	19
Somewhat support	40
Somewhat oppose	17
Strongly oppose	21
Don't know/Refused	3

(Base: Americans 18+)

How much do you support or oppose Congress and the President passing laws to increase energy efficiency and the use of renewable energy, as a way to reduce America's dependence on fossil fuels?

	Nov 2013
(Unweighted base)	(830)
	%
Strongly support	24
Somewhat support	31
Somewhat oppose	10
Strongly oppose	12
Don't know/Refused	23

(Base: Americans 18+)

How much do you support or oppose the following policies?

Eliminate all federal subsidies for the renewable energy industry (solar, wind, and geothermal), which currently total an estimated \$1.7 billion a year

	Nov 2013	April 2013	Sept 2012
(Unweighted base)	(830)	(1,045)	(1,061)
	%	%	%
Strongly support	11	10	9
Somewhat support	25	27	24
Somewhat oppose	38	37	36
Strongly oppose	22	21	26

Require companies that import or produce fossil fuels (coal, oil, and natural gas) to pay a tax (a “carbon tax”) even if it costs the average household an average of \$180 per year

	Nov 2013	April 2013	Sept 2012
(Unweighted base)	(830)	(1,045)	(1,061)
	%	%	%
Strongly support	11	8	10
Somewhat support	32	30	29
Somewhat oppose	34	32	33
Strongly oppose	20	24	21

(Base: Americans 18+)

Some people say that Congress should enact a “revenue neutral tax swap” that would reduce the annual taxes paid by all Americans, while increasing the amount they pay annually for energy (such as gasoline and electricity) by the same total amount. How likely would you be support or oppose the proposal if the money raised from the carbon tax was used to...

Reduce the federal income tax

	Nov 2013	April 2013
(Unweighted base)	(830)	(1,045)
	%	%
Strongly support	24	23
Somewhat support	25	22
Somewhat oppose	9	8
Strongly oppose	9	13
Don't know	26	28
Prefer not to answer	7	7

Give a tax refund to every American household

	Nov 2013	April 2013
(Unweighted base)	(830)	(1,045)
	%	%
Strongly support	26	21
Somewhat support	21	22
Somewhat oppose	9	11
Strongly oppose	12	15
Don't know	25	25
Prefer not to answer	7	7

(Base: Americans 18+)

Some people say that Congress should enact a “revenue neutral tax swap” that would reduce the annual taxes paid by all Americans, while increasing the amount they pay annually for energy (such as gasoline and electricity) by the same total amount. How likely would you be to support or oppose the proposal if the money raised from the carbon tax was used to...(Cont’d.)

Reduce the federal payroll tax

	Nov 2013	April 2013
(Unweighted base)	(830)	(1,045)
	%	%
Strongly support	22	20
Somewhat support	23	24
Somewhat oppose	9	8
Strongly oppose	12	13
Don’t know	27	29
Prefer not to answer	7	6

5. Americans Assess the Pros and Cons of Various Climate and Energy Policies

(Base: Americans 18+)

If Congress and the President were to pass laws to increase energy efficiency and the use of renewable energy, as a way to reduce America's dependence on fossil fuels, how much do you think this would reduce global warming?

	Nov 2013
(Unweighted base)	(830)
	%
A great deal	11
Some	26
A little	23
Not at all	18
Not sure	17
Prefer not to answer	5

(Base: Americans 18+)

How confident are you that...

Energy from solar and wind will be cheaper than energy from fossil fuels within the next decade?

	Nov 2013
(Unweighted base)	(830)
	%
Extremely confident	7
Very confident	16
Moderately confident	25
Not very confident	17
Not at all confident	12
Don't know/Refused	23

Reducing the amount of oil America uses would protect us from high gas prices caused by the actions of oil-producing countries?

	Nov 2013
(Unweighted base)	(830)
	%
Extremely confident	6
Very confident	16
Moderately confident	26
Not very confident	17
Not at all confident	13
Don't know/Refused	23

(Base: Americans 18+)**How confident are you that...(Cont'd.)****Subsidies are an effective way to speed the growth of the renewable energy industry?**

	Nov 2013
(Unweighted base)	(830)
	%
Extremely confident	4
Very confident	12
Moderately confident	27
Not very confident	17
Not at all confident	13
Don't know/Refused	28

A carbon tax would be an effective way to speed the growth of the renewable energy industry?

	Nov 2013
(Unweighted base)	(830)
	%
Extremely confident	4
Very confident	10
Moderately confident	21
Not very confident	20
Not at all confident	17
Don't know/Refused	27

(Base: Americans 18+)

If Congress and the President were to pass laws increasing energy efficiency and the use of renewable energy, as a way to reduce America's dependence on fossil fuels, how beneficial or harmful on balance do you think it would be for...?

The United States

	Nov 2013
(Unweighted base)	(830)
	%
Very beneficial	21
Moderately beneficial	30
Neutral	16
Moderately harmful	7
Very harmful	4
Don't know/No answer	23

Your state

	Nov 2013
(Unweighted base)	(830)
	%
Very beneficial	19
Moderately beneficial	27
Neutral	18
Moderately harmful	6
Very harmful	5
Don't know/No answer	26

(Base: Americans 18+)

If Congress and the President were to pass laws increasing energy efficiency and the use of renewable energy, as a way to reduce America's dependence on fossil fuels, how beneficial or harmful on balance do you think it would be for...? (Cont'd.)

Your city or county

	Nov 2013
(Unweighted base)	(830)
	%
Very beneficial	18
Moderately beneficial	27
Neutral	21
Moderately harmful	6
Very harmful	4
Don't know/No answer	25

You personally

	Nov 2013
(Unweighted base)	(830)
	%
Very beneficial	17
Moderately beneficial	25
Neutral	22
Moderately harmful	7
Very harmful	5
Don't know/No answer	24

(Base: Americans 18+)

If Congress and the President were to pass laws increasing energy efficiency and the use of renewable energy, as a way to reduce America's dependence on fossil fuels, how beneficial or harmful on balance do you think it would be for...? (Cont'd.)

The nations of the world

	Nov 2013
(Unweighted base)	(830)
	%
Very beneficial	11
Moderately beneficial	24
Neutral	29
Moderately harmful	7
Very harmful	3
Don't know/No answer	26

6. Confidence in Government

(Base: Americans 18+)

How confident are you that...

Federal government policies can help reduce global warming

	Nov 2013
(Unweighted base)	(830)
	%
Extremely confident	4
Very confident	10
Moderately confident	25
Not very confident	25
Not at all confident	21
Don't know/Refused	15

State and local government policies can help reduce global warming

	Nov 2013
(Unweighted base)	(830)
	%
Extremely confident	3
Very confident	9
Moderately confident	27
Not very confident	25
Not at all confident	21
Don't know/Refused	15

(Base: Americans 18+)**How confident are you that... (Cont'd.)****Federal government policies can help protect our communities from the impacts of global warming**

	Nov 2013
(Unweighted base)	(830)
	%
Extremely confident	3
Very confident	9
Moderately confident	24
Not very confident	25
Not at all confident	21
Don't know/Refused	18

State and local government policies can help protect local communities from the impacts of global warming

	Nov 2013
(Unweighted base)	(830)
	%
Extremely confident	3
Very confident	8
Moderately confident	26
Not very confident	26
Not at all confident	20
Don't know/Refused	17

(Base: Americans 18+)

Some people are calling for Congress and the President to pass laws to increase energy efficiency and the use of renewable energy, as a way to reduce America's dependence on fossil fuels. In your opinion, how likely is this to happen during President Obama's remaining three years in office?

	Nov 2013
(Unweighted base)	(830)
	%
Very likely	5
Moderately likely	14
Moderately unlikely	18
Very unlikely	40
Don't know/Refused	23

(Base: Americans 18+)

How confident are you that, over the next 10 years, each of the following can take the steps necessary to protect their own citizens from the impacts of global warming?

Developed countries

	Nov 2013
(Unweighted base)	(830)
	%
Extremely confident	5
Very confident	8
Moderately confident	30
Not very confident	21
Not at all confident	12
Don't know/Refused	24

(Base: Americans 18+)

How confident are you that, over the next 10 years, each of the following can take the steps necessary to protect their own citizens from the impacts of global warming? (Cont'd.)

Developing countries

	Nov 2013
(Unweighted base)	(830)
	%
Extremely confident	4
Very confident	4
Moderately confident	15
Not very confident	31
Not at all confident	23
Don't know/Refused	23

The United States

	Nov 2013
(Unweighted base)	(830)
	%
Extremely confident	7
Very confident	12
Moderately confident	34
Not very confident	15
Not at all confident	10
Don't know/Refused	22

(Base: Americans 18+)

How confident are you that, over the next 10 years, each of the following can take the steps necessary to protect their own citizens from the impacts of global warming? (Cont'd.)

Your state

	Nov 2013
(Unweighted base)	(830)
	%
Extremely confident	6
Very confident	12
Moderately confident	32
Not very confident	17
Not at all confident	9
Don't know/Refused	24

Your city or county

	Nov 2013
(Unweighted base)	(830)
	%
Extremely confident	6
Very confident	11
Moderately confident	28
Not very confident	19
Not at all confident	10
Don't know/Refused	26

(Base: Americans 18+)

How confident are you that, over the next 10 years, each of the following can take the steps necessary to protect their own citizens from the impacts of global warming? (Cont'd.)

You (to protect yourself and your family)

	Nov 2013
(Unweighted base)	(830)
	%
Extremely confident	10
Very confident	17
Moderately confident	29
Not very confident	13
Not at all confident	9
Don't know/Refused	22

7. Confidence in Citizens' Ability to Influence Elected Officials

(Base: Americans 18+)

How confident are you that if citizens work together, they can convince the following officials to pass laws to increase energy efficiency and the use of renewable energy, as way to decrease America's dependence on fossil fuels?

The President

	Nov 2013
(Unweighted base)	(830)
	%
Extremely confident	7
Very confident	7
Moderately confident	21
Not very confident	25
Not at all confident	20
Don't know/Refused	20

Congress

	Nov 2013
(Unweighted base)	(830)
	%
Extremely confident	5
Very confident	6
Moderately confident	13
Not very confident	32
Not at all confident	25
Don't know/Refused	19

(Base: Americans 18+)

How confident are you that if citizens work together, they can convince the following officials to pass laws to increase energy efficiency and the use of renewable energy, as way to decrease America's dependence on fossil fuels? (Cont'd.)

Your governor

	Nov 2013
(Unweighted base)	(830)
	%
Extremely confident	5
Very confident	9
Moderately confident	24
Not very confident	23
Not at all confident	18
Don't know/Refused	21

Your local mayor or executive

	Nov 2013
(Unweighted base)	(830)
	%
Extremely confident	6
Very confident	9
Moderately confident	24
Not very confident	25
Not at all confident	14
Don't know/Refused	22

(Base: Americans 18+)

How willing are you to join a campaign to convince elected officials to pass laws increasing energy efficiency and the use of renewable energy, as a way to reduce America's dependence on fossil fuels?

	Nov 2013
(Unweighted base)	(830)
	%
I am doing it now	5
I definitely would do it	9
I probably would do it	22
I probably would not do it	17
I definitely would not do it	19
Don't know/Refused	28

How willing or unwilling would you be to join a campaign to convince elected officials to take action to reduce global warming?

	Nov 2013
(Unweighted base)	(830)
	%
I am doing it now	2
I definitely would do it	8
I probably would do it	19
I probably would not do it	16
I definitely would not do it	26
Don't know/Refused	29

8. Policy Support by Political Party

(Base: Americans 18+)

Here are some issues now being discussed in Washington D.C. Do you think each of these issues should be a low, medium, high, or very high priority for the president and Congress?

Education

	Democrats	Republicans	Independents
(Unweighted base)	(242)	(183)	(202)
	%	%	%
Very high	47	30	33
High	37	32	29
Medium	11	29	27
Low	4	7	10

Health care

	Democrats	Republicans	Independents
(Unweighted base)	(242)	(183)	(202)
	%	%	%
Very high	51	43	48
High	41	31	26
Medium	6	18	17
Low	2	8	9

Social Security

	Democrats	Republicans	Independents
(Unweighted base)	(242)	(183)	(202)
	%	%	%
Very high	40	37	41
High	31	42	33
Medium	22	19	23
Low	7	2	4

(Base: Americans 18+)

Here are some issues now being discussed in Washington D.C. Do you think each of these issues should be a low, medium, high, or very high priority for the president and Congress?
(Cont'd.)

The federal budget deficit

	Democrats	Republicans	Independents
(Unweighted base)	(242)	(183)	(202)
	%	%	%
Very high	35	63	58
High	37	28	25
Medium	23	6	12
Low	5	2	4

Terrorism

	Democrats	Republicans	Independents
(Unweighted base)	(242)	(183)	(202)
	%	%	%
Very high	37	46	37
High	28	38	32
Medium	29	11	26
Low	6	3	5

Global warming

	Democrats	Republicans	Independents
(Unweighted base)	(242)	(183)	(202)
	%	%	%
Very high	22	7	15
High	36	13	10
Medium	32	30	32
Low	10	50	43

(Base: Americans 18+)

Here are some issues now being discussed in Washington D.C. Do you think each of these issues should be a low, medium, high, or very high priority for the president and Congress? (Cont'd.)

Tax cuts

	Democrats	Republicans	Independents
(Unweighted base)	(242)	(183)	(202)
	%	%	%
Very high	23	36	33
High	29	37	27
Medium	30	21	31
Low	17	7	10

The economy

	Democrats	Republicans	Independents
(Unweighted base)	(242)	(183)	(202)
	%	%	%
Very high	53	61	61
High	35	29	32
Medium	11	7	5
Low	1	1	3

Immigration reform

	Democrats	Republicans	Independents
(Unweighted base)	(242)	(183)	(202)
	%	%	%
Very high	18	22	13
High	36	32	29
Medium	33	30	39
Low	13	16	18

(Base: Americans 18+)

Here are some issues now being discussed in Washington D.C. Do you think each of these issues should be a low, medium, high, or very high priority for the president and Congress?
(Cont'd.)

The wars in Iraq and Afghanistan

	Democrats	Republicans	Independents
(Unweighted base)	(242)	(183)	(202)
	%	%	%
Very high	18	19	16
High	33	34	35
Medium	29	36	36
Low	17	11	13

Abortion

	Democrats	Republicans	Independents
(Unweighted base)	(242)	(183)	(202)
	%	%	%
Very high	10	20	8
High	11	10	12
Medium	29	32	27
Low	48	38	53

The conflict in Syria

	Democrats	Republicans	Independents
(Unweighted base)	(242)	(183)	(202)
	%	%	%
Very high	10	14	9
High	22	20	24
Medium	46	54	45
Low	21	12	22

(Base: Americans 18+)

Here are some issues now being discussed in Washington D.C. Do you think each of these issues should be a low, medium, high, or very high priority for the president and Congress?
(Cont'd.)

Energy independence

	Democrats	Republicans	Independents
(Unweighted base)	(242)	(183)	(202)
	%	%	%
Very high	18	25	30
High	46	34	30
Medium	30	30	30
Low	4	11	10

(Base: Americans 18+)

Do you think each of these issues should be a low, medium, high, or very high priority for the president and Congress?

Water pollution

	Democrats	Republicans	Independents
(Unweighted base)	(242)	(183)	(202)
	%	%	%
Very high	30	17	19
High	37	32	48
Medium	24	33	22
Low	8	17	11

Toxic waste

	Democrats	Republicans	Independents
(Unweighted base)	(242)	(183)	(202)
	%	%	%
Very high	27	14	18
High	37	29	38
Medium	27	38	29
Low	9	17	12

(Base: Americans 18+)**Do you think each of these issues should be a low, medium, high, or very high priority for the president and Congress? (Cont'd.)****Air pollution**

	Democrats	Republicans	Independents
(Unweighted base)	(242)	(183)	(202)
	%	%	%
Very high	26	12	16
High	37	30	34
Medium	27	35	36
Low	8	22	13

Damage to the Earth's ozone layer

	Democrats	Republicans	Independents
(Unweighted base)	(242)	(183)	(202)
	%	%	%
Very high	26	14	12
High	34	19	24
Medium	30	36	36
Low	9	32	27

Loss of tropical rain forests

	Democrats	Republicans	Independents
(Unweighted base)	(242)	(183)	(202)
	%	%	%
Very high	19	10	17
High	31	20	30
Medium	30	35	27
Low	18	32	25

(Base: Americans 18+)**Do you think each of these issues should be a low, medium, high, or very high priority for the president and Congress? (Cont'd.)****Extinction of plant and animal species**

	Democrats	Republicans	Independents
(Unweighted base)	(242)	(183)	(202)
	%	%	%
Very high	23	11	14
High	25	15	25
Medium	31	42	35
Low	20	31	26

Urban sprawl and the loss of open spaces

	Democrats	Republicans	Independents
(Unweighted base)	(242)	(183)	(202)
	%	%	%
Very high	11	6	9
High	25	19	23
Medium	43	39	41
Low	21	36	27

Global warming

	Democrats	Republicans	Independents
(Unweighted base)	(242)	(183)	(202)
	%	%	%
Very high	27	12	14
High	38	13	20
Medium	34	27	29
Low	24	48	37

(Base: Americans 18+)**Do you think each of these issues should be a low, medium, high, or very high priority for the president and Congress? (Cont'd.)****Acid rain**

	Democrats	Republicans	Independents
(Unweighted base)	(242)	(183)	(202)
	%	%	%
Very high	17	8	9
High	22	12	22
Medium	43	40	36
Low	17	39	31

Developing sources of clean energy

	Democrats	Republicans	Independents
(Unweighted base)	(242)	(183)	(202)
	%	%	%
Very high	37	18	27
High	34	30	32
Medium	19	34	29
Low	8	18	13

(Base: Americans 18+, random split sample a)

How much do you support or oppose the following policy? Set strict carbon dioxide emission limits on existing coal-fired power plants to reduce global warming and improve public health. Power plants would have to reduce their emissions and/or invest in renewable energy and energy efficiency. The cost of electricity to consumers and companies would likely increase.

	Democrats	Republicans	Independents
(Unweighted base)	(116)	(86)	(116)
	%	%	%
Strongly support	24	16	19
Somewhat support	51	35	41
Somewhat oppose	18	28	17
Strongly oppose	6	20	23

(Base: Americans 18+, random split sample b)

How much do you support or oppose the following policy? President Obama directing the EPA to set strict carbon dioxide emission limits on existing coal-fired power plants to reduce global warming and improve public health. Power plants would have to reduce their emissions and/or invest in renewable energy and energy efficiency. The cost of electricity to consumers and companies would likely increase.

	Democrats	Republicans	Independents
(Unweighted base)	(126)	(97)	(86)
	%	%	%
Strongly support	37	5	14
Somewhat support	40	28	36
Somewhat oppose	13	21	17
Strongly oppose	9	44	33

(Base: Americans 18+)**How much do you support or oppose the following policies?****Fund more research into renewable energy sources, such as solar and wind power**

	Democrats	Republicans	Independents
(Unweighted base)	(242)	(183)	(202)
	%	%	%
Strongly support	48	18	31
Somewhat support	36	42	39
Somewhat oppose	9	22	17
Strongly oppose	4	13	12

Provide tax rebates for people who purchase energy-efficient vehicles or solar panels

	Democrats	Republicans	Independents
(Unweighted base)	(242)	(183)	(202)
	%	%	%
Strongly support	42	17	27
Somewhat support	40	45	45
Somewhat oppose	14	21	16
Strongly oppose	3	15	12

Eliminate all federal subsidies for the fossil fuel industry (oil, and natural gas), which currently total an estimated \$10.4 billion a year

	Democrats	Republicans	Independents
(Unweighted base)	(242)	(183)	(202)
	%	%	%
Strongly support	35	17	28
Somewhat support	33	35	36
Somewhat oppose	26	28	23
Strongly oppose	6	16	12

(Base: Americans 18+)

How much do you support or oppose the following policies? (Cont'd.)

Eliminate all federal subsidies for the renewable energy industry (solar, wind, and geothermal), which currently total an estimated \$1.7 billion a year

	Democrats	Republicans	Independents
(Unweighted base)	(242)	(183)	(202)
	%	%	%
Strongly support	10	12	15
Somewhat support	19	33	22
Somewhat oppose	41	36	37
Strongly oppose	29	17	24

Require companies that import or produce fossil fuels (coal, oil, and natural gas) to pay a tax (a “carbon tax”) even if it costs the average household an average of \$180 per year

	Democrats	Republicans	Independents
(Unweighted base)	(242)	(183)	(202)
	%	%	%
Strongly support	21	3	9
Somewhat support	35	24	30
Somewhat oppose	30	35	34
Strongly oppose	13	34	26

(Base: Americans 18+)

How much do you support or oppose the following policies?

Regulate carbon dioxide (the primary greenhouse gas) as a pollutant

	Democrats	Republicans	Independents
(Unweighted base)	(242)	(183)	(202)
	%	%	%
Strongly support	42	6	22
Somewhat support	44	49	39
Somewhat oppose	9	21	19
Strongly oppose	4	20	19

Require electric utilities to produce at least 20% of their electricity from wind, solar, or other renewable energy sources, even if it costs the average household an extra \$100 a year

	Democrats	Republicans	Independents
(Unweighted base)	(242)	(183)	(202)
	%	%	%
Strongly support	29	6	13
Somewhat support	45	35	38
Somewhat oppose	25	34	25
Strongly oppose	17	22	24

(Base: Americans 18+)**How confident are you that..?****You know enough about global warming to judge proposed government policies to address the issue?**

	Democrats	Republicans	Independents
(Unweighted base)	(242)	(183)	(202)
	%	%	%
Extremely confident	6	4	5
Very confident	14	13	16
Moderately confident	25	21	24
Not very confident	21	25	23
Not at all confident	11	20	15
Don't know/Refused	23	18	18

(Base: Americans 18+)**How much do you support or oppose Congress and the President passing laws to increase energy efficiency and the use of renewable energy, as a way to reduce America's dependence on fossil fuels?**

	Democrats	Republicans	Independents
(Unweighted base)	(242)	(183)	(202)
	%	%	%
Strongly support	45	15	22
Somewhat support	37	29	26
Somewhat oppose	4	19	13
Strongly oppose	4	25	20
Don't know/Refused	10	12	19

(Base: Americans 18+)

If Congress and the President were to pass laws increasing energy efficiency and the use of renewable energy, as a way to reduce America's dependence on fossil fuels, how beneficial or harmful on balance do you think it would be for...?

The nations of the world

	Democrats	Republicans	Independents
(Unweighted base)	(242)	(183)	(202)
	%	%	%
Very beneficial	17	8	9
Moderately beneficial	43	17	22
Neutral	21	40	39
Moderately harmful	4	10	7
Very harmful	--	5	5
Don't know/Refused	15	20	18

The United States

	Democrats	Republicans	Independents
(Unweighted base)	(242)	(183)	(202)
	%	%	%
Very beneficial	39	8	17
Moderately beneficial	39	28	30
Neutral	10	27	20
Moderately harmful	1	13	7
Very harmful	--	7	10
Don't know/Refused	11	17	16

-- =0%

(Base: Americans 18+)

If Congress and the President were to pass laws increasing energy efficiency and the use of renewable energy, as a way to reduce America's dependence on fossil fuels, how beneficial or harmful on balance do you think it would be for...? (Cont'd.)

Your state

	Democrats	Republicans	Independents
(Unweighted base)	(242)	(183)	(202)
	%	%	%
Very beneficial	35	7	18
Moderately beneficial	36	24	24
Neutral	12	30	23
Moderately harmful	2	11	7
Very harmful	**	8	10
Don't know/Refused	15	20	18

Your city or county

	Democrats	Republicans	Independents
(Unweighted base)	(242)	(183)	(202)
	%	%	%
Very beneficial	31	7	17
Moderately beneficial	39	22	25
Neutral	14	38	25
Moderately harmful	2	8	7
Very harmful	1	7	10
Don't know/Refused	13	18	16

** =<1%

(Base: Americans 18+)

If Congress and the President were to pass laws increasing energy efficiency and the use of renewable energy, as a way to reduce America's dependence on fossil fuels, how beneficial or harmful on balance do you think it would be for...? (Cont'd.)

You personally

	Democrats	Republicans	Independents
(Unweighted base)	(242)	(183)	(202)
	%	%	%
Very beneficial	28	7	16
Moderately beneficial	35	20	23
Neutral	18	32	26
Moderately harmful	2	15	9
Very harmful	2	9	8
Don't know/Refused	15	17	18

9. Policy Support by Global Warming's Six Americas

(Base: Americans 18+)

Here are some issues now being discussed in Washington D.C. Do you think each of these issues should be a low, medium, high, or very high priority for the president and Congress?

Education

	Alarmed	Concerned	Cautious	Dis-engaged	Doubtful	Dismissive
(Unweighted base)	(126)	(225)	(201)	(38)*	(101)	(132)
	%	%	%	%	%	%
Very high	55	46	36	57	17	29
High	30	39	33	20	44	23
Medium	9	13	28	12	37	31
Low	4	3	3	12	31	15

Health care

	Alarmed	Concerned	Cautious	Dis-engaged	Doubtful	Dismissive
(Unweighted base)	(126)	(225)	(201)	(38)*	(101)	(132)
	%	%	%	%	%	%
Very high	62	50	43	58	39	41
High	30	35	36	26	33	21
Medium	5	13	19	6	21	18
Low	2	1	3	9	7	21

Social Security

	Alarmed	Concerned	Cautious	Dis-engaged	Doubtful	Dismissive
(Unweighted base)	(126)	(225)	(201)	(38)*	(101)	(132)
	%	%	%	%	%	%
Very high	44	34	36	58	33	41
High	29	42	43	25	35	31
Medium	21	20	18	8	28	23
Low	6	4	2	9	3	3

*=Caution: small base.

(Base: Americans 18+)

Here are some issues now being discussed in Washington D.C. Do you think each of these issues should be a low, medium, high, or very high priority for the president and Congress?
(Cont'd.)

The federal budget deficit

	Alarmed	Concerned	Cautious	Dis-engaged	Doubtful	Dismissive
(Unweighted base)	(126)	(225)	(201)	(38)*	(101)	(132)
	%	%	%	%	%	%
Very high	44	36	42	50	53	76
High	26	40	34	30	25	17
Medium	23	20	15	13	18	4
Low	7	4	9	8	4	1

Terrorism

	Alarmed	Concerned	Cautious	Dis-engaged	Doubtful	Dismissive
(Unweighted base)	(126)	(225)	(201)	(38)*	(101)	(132)
	%	%	%	%	%	%
Very high	43	32	35	65	29	51
High	29	32	35	14	41	30
Medium	22	32	20	20	21	13
Low	6	4	8	1	9	6

Global warming

	Alarmed	Concerned	Cautious	Dis-engaged	Doubtful	Dismissive
(Unweighted base)	(126)	(225)	(201)	(38)*	(101)	(132)
	%	%	%	%	%	%
Very high	53	11	6	7	3	2
High	33	36	20	43	2	1
Medium	8	42	55	43	28	17
Low	5	10	19	8	67	80

*=Caution: small base.

(Base: Americans 18+)

Here are some issues now being discussed in Washington D.C. Do you think each of these issues should be a low, medium, high, or very high priority for the president and Congress?
(Cont'd.)

Tax cuts

	Alarmed	Concerned	Cautious	Dis-engaged	Doubtful	Dismissive
(Unweighted base)	(126)	(225)	(201)	(38)*	(101)	(132)
	%	%	%	%	%	%
Very high	31	22	25	42	31	48
High	26	32	33	23	34	26
Medium	24	36	32	26	23	24
Low	18	10	9	9	12	2

The economy

	Alarmed	Concerned	Cautious	Dis-engaged	Doubtful	Dismissive
(Unweighted base)	(126)	(225)	(201)	(38)*	(101)	(132)
	%	%	%	%	%	%
Very high	58	57	52	62	59	68
High	33	34	36	23	26	22
Medium	4	9	11	14	9	8
Low	2	1	1	1	7	2

Immigration reform

	Alarmed	Concerned	Cautious	Dis-engaged	Doubtful	Dismissive
(Unweighted base)	(126)	(225)	(201)	(38)*	(101)	(132)
	%	%	%	%	%	%
Very high	25	18	18	24	13	18
High	39	25	29	9	30	34
Medium	27	44	34	46	35	22
Low	7	11	19	22	22	26

*=Caution: small base.

(Base: Americans 18+)

Here are some issues now being discussed in Washington D.C. Do you think each of these issues should be a low, medium, high, or very high priority for the president and Congress?
(Cont'd.)

The wars in Iraq and Afghanistan

	Alarmed	Concerned	Cautious	Dis-engaged	Doubtful	Dismissive
(Unweighted base)	(126)	(225)	(201)	(38)*	(101)	(132)
	%	%	%	%	%	%
Very high	24	17	19	15	12	16
High	27	37	32	27	34	32
Medium	29	33	34	37	30	35
Low	19	9	16	21	23	17

Abortion

	Alarmed	Concerned	Cautious	Dis-engaged	Doubtful	Dismissive
(Unweighted base)	(126)	(225)	(201)	(38)*	(101)	(132)
	%	%	%	%	%	%
Very high	5	12	13	29	15	21
High	13	14	16	6	8	14
Medium	31	27	34	39	29	22
Low	48	47	37	26	49	43

The conflict in Syria

	Alarmed	Concerned	Cautious	Dis-engaged	Doubtful	Dismissive
(Unweighted base)	(126)	(225)	(201)	(38)*	(101)	(132)
	%	%	%	%	%	%
Very high	13	7	17	22	7	9
High	24	18	26	25	15	22
Medium	42	55	37	36	50	46
Low	20	19	19	15	27	23

*=Caution: small base.

(Base: Americans 18+)

Here are some issues now being discussed in Washington D.C. Do you think each of these issues should be a low, medium, high, or very high priority for the president and Congress? (Cont'd.)

Energy independence

	Alarmed	Concerned	Cautious	Dis-engaged	Doubtful	Dismissive
(Unweighted base)	(126)	(225)	(201)	(38)*	(101)	(132)
	%	%	%	%	%	%
Very high	41	18	11	18	13	38
High	37	43	41	51	28	27
Medium	22	33	38	31	47	19
Low	18	6	9	26	12	16

(Base: Americans 18+)

Do you think each of these issues should be a low, medium, high, or very high priority for the president and Congress?

Water pollution

	Alarmed	Concerned	Cautious	Dis-engaged	Doubtful	Dismissive
(Unweighted base)	(126)	(225)	(201)	(38)*	(101)	(132)
	%	%	%	%	%	%
Very high	51	32	19	23	10	15
High	35	42	39	39	32	24
Medium	11	25	35	29	36	30
Low	2	22	6	9	21	31

Toxic waste

	Alarmed	Concerned	Cautious	Dis-engaged	Doubtful	Dismissive
(Unweighted base)	(126)	(225)	(201)	(38)*	(101)	(132)
	%	%	%	%	%	%
Very high	43	27	19	22	11	6
High	42	40	36	32	25	22
Medium	13	27	37	35	41	37
Low	2	4	7	12	22	33

(Base: Americans 18+)**Do you think each of these issues should be a low, medium, high, or very high priority for the president and Congress? (Cont'd.)****Air pollution**

	Alarmed	Concerned	Cautious	Dis-engaged	Doubtful	Dismissive
(Unweighted base)	(126)	(225)	(201)	(38)*	(101)	(132)
	%	%	%	%	%	%
Very high	47	28	12	20	5	10
High	37	42	38	42	25	10
Medium	12	28	40	23	44	42
Low	3	2	8	12	25	38

Damage to the Earth's ozone layer

	Alarmed	Concerned	Cautious	Dis-engaged	Doubtful	Dismissive
(Unweighted base)	(126)	(225)	(201)	(38)*	(101)	(132)
	%	%	%	%	%	%
Very high	48	24	14	12	6	4
High	36	40	27	25	12	9
Medium	11	31	47	44	44	28
Low	3	5	11	20	39	59

Loss of tropical rain forests

	Alarmed	Concerned	Cautious	Dis-engaged	Doubtful	Dismissive
(Unweighted base)	(126)	(225)	(201)	(38)*	(101)	(132)
	%	%	%	%	%	%
Very high	35	19	12	12	13	7
High	36	43	29	12	14	11
Medium	17	27	44	54	28	32
Low	7	10	13	23	45	50

*=Caution: small base.

(Base: Americans 18+)**Do you think each of these issues should be a low, medium, high, or very high priority for the president and Congress? (Cont'd.)****Extinction of plant and animal species**

	Alarmed	Concerned	Cautious	Dis-engaged	Doubtful	Dismissive
(Unweighted base)	(126)	(225)	(201)	(38)*	(101)	(132)
	%	%	%	%	%	%
Very high	44	19	11	13	8	7
High	33	35	25	14	16	5
Medium	16	38	45	49	33	38
Low	7	8	18	25	44	50

Urban sprawl and the loss of open spaces

	Alarmed	Concerned	Cautious	Dis-engaged	Doubtful	Dismissive
(Unweighted base)	(126)	(225)	(201)	(38)*	(101)	(132)
	%	%	%	%	%	%
Very high	18	8	7	11	5	4
High	38	36	16	9	13	10
Medium	36	42	53	55	42	25
Low	7	14	22	25	40	59

Global warming

	Alarmed	Concerned	Cautious	Dis-engaged	Doubtful	Dismissive
(Unweighted base)	(126)	(225)	(201)	(38)*	(101)	(132)
	%	%	%	%	%	%
Very high	55	20	9	13	1	1
High	38	43	25	27	9	1
Medium	4	30	51	37	38	12
Low	2	7	13	22	50	86

*=Caution: small base.

(Base: Americans 18+)**Do you think each of these issues should be a low, medium, high, or very high priority for the president and Congress? (Cont'd.)****Acid rain**

	Alarmed	Concerned	Cautious	Dis- engaged	Doubtful	Dismissive
(Unweighted base)	(126)	(225)	(201)	(38)*	(101)	(132)
	%	%	%	%	%	%
Very high	34	13	15	15	1	2
High	31	31	17	10	15	4
Medium	30	43	51	55	33	28
Low	5	12	16	19	51	66

Developing sources of clean energy

	Alarmed	Concerned	Cautious	Dis- engaged	Doubtful	Dismissive
(Unweighted base)	(126)	(225)	(201)	(38)*	(101)	(132)
	%	%	%	%	%	%
Very high	67	39	20	29	6	8
High	23	42	38	29	31	19
Medium	6	17	35	29	43	37
Low	3	1	7	13	20	36

*=Caution: small base.

(Base: Americans 18+)**How much do you support or oppose the following policies?****Fund more research into renewable energy sources, such as solar and wind power**

	Alarmed	Concerned	Cautious	Dis-engaged	Doubtful	Dismissive
(Unweighted base)	(126)	(225)	(201)	(38)*	(101)	(132)
	%	%	%	%	%	%
Strongly support	73	41	16	23	8	7
Somewhat support	22	49	57	38	46	30
Somewhat oppose	2	7	24	20	32	21
Strongly oppose	4	1	2	7	15	35

Provide tax rebates for people who purchase energy-efficient vehicles or solar panels

	Alarmed	Concerned	Cautious	Dis-engaged	Doubtful	Dismissive
(Unweighted base)	(126)	(225)	(201)	(38)*	(101)	(132)
	%	%	%	%	%	%
Strongly support	68	34	19	23	9	8
Somewhat support	28	55	49	39	52	28
Somewhat oppose	**	9	28	19	25	27
Strongly oppose	3	1	4	7	14	32

Eliminate all federal subsidies for the fossil fuel industry (oil, and natural gas), which currently total an estimated \$10.4 billion a year

	Alarmed	Concerned	Cautious	Dis-engaged	Doubtful	Dismissive
(Unweighted base)	(126)	(225)	(201)	(38)*	(101)	(132)
	%	%	%	%	%	%
Strongly support	54	30	11	15	8	17
Somewhat support	25	44	36	26	48	23
Somewhat oppose	18	23	45	37	26	25
Strongly oppose	2	2	7	9	17	29

*=Caution: small base.

**=<1%

(Base: Americans 18+)**How much do you support or oppose the following policies? (Cont'd.)****Eliminate all federal subsidies for the renewable energy industry (solar, wind, and geothermal), which currently total an estimated \$1.7 billion a year**

	Alarmed	Concerned	Cautious	Dis- engaged	Doubtful	Dismissive
(Unweighted base)	(126)	(225)	(201)	(38)*	(101)	(132)
	%	%	%	%	%	%
Strongly support	13	8	6	14	8	25
Somewhat support	13	22	30	22	40	27
Somewhat oppose	27	43	55	37	34	21
Strongly oppose	45	26	9	15	18	21

Require companies that import or produce fossil fuels (coal, oil, and natural gas) to pay a tax (a “carbon tax”) even if it costs the average household an average of \$180 per year

	Alarmed	Concerned	Cautious	Dis- engaged	Doubtful	Dismissive
(Unweighted base)	(126)	(225)	(201)	(38)*	(101)	(132)
	%	%	%	%	%	%
Strongly support	32	11	7	17	4	1
Somewhat support	36	43	37	18	29	8
Somewhat oppose	20	39	44	42	35	21
Strongly oppose	12	5	12	10	31	63

*=Caution: small base.

(Base: Americans 18+)**How much do you support or oppose the following policies?****Regulate carbon dioxide (the primary greenhouse gas) as a pollutant**

	Alarmed	Concerned	Cautious	Dis- engaged	Doubtful	Dismissive
(Unweighted base)	(126)	(225)	(201)	(38)*	(101)	(132)
	%	%	%	%	%	%
Strongly support	69	31	14	14	4	1
Somewhat support	28	55	53	45	49	18
Somewhat oppose	1	11	25	21	26	26
Strongly oppose	1	2	7	7	20	48

Require electric utilities to produce at least 20% of their electricity from wind, solar, or other renewable energy sources, even if it costs the average household an extra \$100 a year

	Alarmed	Concerned	Cautious	Dis- engaged	Doubtful	Dismissive
(Unweighted base)	(126)	(225)	(201)	(38)*	(101)	(132)
	%	%	%	%	%	%
Strongly support	44	22	8	23	1	2
Somewhat support	41	52	44	24	38	15
Somewhat oppose	11	21	37	32	36	23
Strongly oppose	2	5	11	10	25	54

*=Caution: small base.

(Base: Americans 18+)**How confident are you that..?****You know enough about global warming to judge proposed government policies to address the issue?**

	Alarmed	Concerned	Cautious	Dis-engaged	Doubtful	Dismissive
(Unweighted base)	(126)	(225)	(201)	(38)*	(101)	(132)
	%	%	%	%	%	%
Extremely confident	14	2	**	--	1	6
Very confident	31	9	7	--	11	15
Moderately confident	26	24	27	--	12	16
Not very confident	13	31	21	10	28	14
Not at all confident	5	8	17	9	22	31
DK/Refused	11	26	28	81	26	18

(Base: Americans 18+)**How willing are you to join a campaign to convince elected officials to pass laws increasing energy efficiency and the use of renewable energy, as a way to reduce America's dependence on fossil fuels?**

	Alarmed	Concerned	Cautious	Dis-engaged	Doubtful	Dismissive
(Unweighted base)	(126)	(225)	(201)	(38)*	(101)	(132)
	%	%	%	%	%	%
I am doing it now	21	--	3	--	3	3
I definitely would do it	29	10	4	--	2	3
I probably would do it	29	38	16	15	12	6
I probably would not do it	4	17	25	10	27	13
I definitely would not do it	2	8	18	4	31	55
Don't know/Refused	15	27	34	71	25	20

*=Caution: small base.

**=<1%

--=0%

(Base: Americans 18+)**How willing or unwilling would you be to join a campaign to convince elected officials to take action to reduce global warming?**

	Alarmed	Concerned	Cautious	Dis-engaged	Doubtful	Dismissive
(Unweighted base)	(126)	(225)	(201)	(38)*	(101)	(132)
	%	%	%	%	%	%
I am doing it now	10	**	1	--	--	--
I definitely would do it	34	4	3	8	1	--
I probably would do it	31	29	18	11	4	3
I probably would not do it	8	24	18	23	17	5
I definitely would not do it	2	10	21	8	51	77
Don't know/Refused	15	33	39	50	27	15

(Base: Americans 18+)**How much do you support or oppose Congress and the President passing laws to increase energy efficiency and the use of renewable energy, as a way to reduce America's dependence on fossil fuels?**

	Alarmed	Concerned	Cautious	Dis-engaged	Doubtful	Dismissive
(Unweighted base)	(126)	(225)	(201)	(38)*	(101)	(132)
	%	%	%	%	%	%
Strongly support	79	31	10	6	1	3
Somewhat support	15	46	38	24	30	16
Somewhat oppose	1	10	13	--	21	9
Strongly oppose	--	1	7	--	12	55

*=Caution: small base.

**=<1%

--=0%

(Base: Americans 18+)

If Congress and the President were to pass laws increasing energy efficiency and the use of renewable energy, as a way to reduce America's dependence on fossil fuels, how beneficial or harmful on balance do you think it would be for...?

The nations of the world

	Alarmed	Concerned	Cautious	Dis- engaged	Doubtful	Dismissive
(Unweighted base)	(126)	(225)	(201)	(38)*	(101)	(132)
	%	%	%	%	%	%
Very beneficial	35	10	6	8	2	4
Moderately beneficial	32	37	25	6	13	7
Neutral	17	26	30	20	46	38
Moderately harmful	2	6	11	--	6	12
Very harmful	2	3	--	--	1	11
Don't know/Refused	12	18	28	66	32	38

The United States

	Alarmed	Concerned	Cautious	Dis- engaged	Doubtful	Dismissive
(Unweighted base)	(126)	(225)	(201)	(38)*	(101)	(132)
	%	%	%	%	%	%
Very beneficial	54	30	9	10	9	2
Moderately beneficial	28	43	36	15	19	13
Neutral	4	7	19	9	31	28
Moderately harmful	3	4	9	--	9	14
Very harmful	2	3	2	--	2	20
Don't know/Refused	9	13	25	66	30	23

*=Caution: small base.

--=0%

(Base: Americans 18+)

If Congress and the President were to pass laws increasing energy efficiency and the use of renewable energy, as a way to reduce America's dependence on fossil fuels, how beneficial or harmful on balance do you think it would be for...? (Cont'd.)

Your state

	Alarmed	Concerned	Cautious	Dis- engaged	Doubtful	Dismissive
(Unweighted base)	(126)	(225)	(201)	(38)*	(101)	(132)
	%	%	%	%	%	%
Very beneficial	53	28	7	10	5	1
Moderately beneficial	26	39	33	15	17	12
Neutral	5	12	20	9	30	30
Moderately harmful	3	3	10	--	9	11
Very harmful	2	2	3	--	3	19
Don't know/Refused	11	16	27	66	36	27

Your city or county

	Alarmed	Concerned	Cautious	Dis- engaged	Doubtful	Dismissive
(Unweighted base)	(126)	(225)	(201)	(38)*	(101)	(132)
	%	%	%	%	%	%
Very beneficial	53	25	6	10	5	1
Moderately beneficial	25	40	32	15	16	10
Neutral	10	15	24	9	34	34
Moderately harmful	--	3	9	--	8	11
Very harmful	2	1	4	--	2	17
Don't know/Refused	10	16	25	66	35	27

*=Caution: small base.

--=0%

(Base: Americans 18+)

If Congress and the President were to pass laws increasing energy efficiency and the use of renewable energy, as a way to reduce America's dependence on fossil fuels, how beneficial or harmful on balance do you think it would be for...? (Cont'd.)

You personally

	Alarmed	Concerned	Cautious	Dis- engaged	Doubtful	Dismissive
(Unweighted base)	(126)	(225)	(201)	(38)*	(101)	(132)
	%	%	%	%	%	%
Very beneficial	50	23	6	4	3	2
Moderately beneficial	28	37	29	5	15	7
Neutral	9	18	25	10	35	31
Moderately harmful	3	5	9	1	8	15
Very harmful	2	2	4	--	4	18
Don't know/Refused	8	15	27	80	35	27

*=Caution: small base.

--=0%

Appendix II: Survey Method

The data in this report are based on a nationally representative survey of 830 American adults, aged 18 and older, conducted from November 23 – December 9, 2013. All questionnaires were self-administered by respondents in a web-based environment. The survey took, on average, about 34 minutes to complete.

The sample was drawn from GfK's KnowledgePanel[®], an online panel of members drawn using probability sampling methods. Prospective members are recruited using a combination of random digit dial and address-based sampling techniques that cover virtually all (non-institutional) resident phone numbers and addresses in the United States. Those contacted who would choose to join the panel but do not have access to the Internet are loaned computers and given Internet access so they may participate.

The sample therefore includes a representative cross-section of American adults – irrespective of whether they have Internet access, use only a cell phone, etc. Key demographic variables were weighted, post survey, to match US Census Bureau norms.

The survey instrument was designed by Anthony Leiserowitz, Geoff Feinberg, and Seth Rosenthal, of Yale University, and Edward Maibach and Connie Roser-Renouf of George Mason University.

Margins of error

All samples are subject to some degree of sampling error—that is, statistical results obtained from a sample can be expected to differ somewhat from results that would be obtained if every member of the target population was interviewed. Average margins of error, at the 95% confidence level, are as follows:

- November 2013: Fielded November 23 through December 9 with 830 American adults. The margin of sampling error is plus or minus 3 percentage points.
- April 2013: Fielded April 8-15, 2013 with 1,045 American adults. The margin of sampling error is plus or minus 3 percentage points.
- September 2012: Fielded August 31 through September 12, 2012 with 1,061 American adults. The margin of sampling error is plus or minus 3 percentage points.
- March 2012: Fielded March 12 through March 30, 2012 with 1,008 American adults. The margin of sampling error is plus or minus 3 points.
- November 2011: Fielded October 20 through November 16 with 1,000 American adults. The margin of sampling error is plus or minus 3 points.
- May 2011: Fielded April 23 through May 12 with 1,010 American adults. The margin of sampling error is plus or minus 3 points.
- June 2010: Fielded May 14 through June 1 with 1,024 American adults. The margin of sampling error is plus or minus 3 points.
- January 2010: Fielded December 24, 2009 through January 3, 2010 with 1,001 American adults. The margin of sampling error is plus or minus 3 points.
- November 2008: Fielded October 7 through November 12 with 2,164 American adults. Data

were collected in two waves: wave 1 from October 7 through October 20 and wave 2 from October 24 through November 12. The margin of sampling error is plus or minus 2 points.

- For political parties, margins of error are: Democrats (plus or minus 6 points); Independents (plus or minus 7 points); Republicans (plus or minus 7 points).
- For the Six Americas, margins of error are: Alarmed (plus or minus 9 points), Concerned (plus or minus 7 points), Cautious (plus or minus 7 points), Disengaged (plus or minus 16 points), Doubtful (plus or minus 10 points), Dismissive (plus or minus 9 points).

The Six Americas Segmentation

The six segments were first identified in analyses of the 2008 data set. Latent Class Analysis was used to segment respondents based on 36 variables representing four distinct constructs: global warming beliefs, issue involvement, policy preferences, and behaviors. Discriminant functions derived from the latent class analysis were used with all subsequent data sets to replicate the earlier analysis and identify changes in the groups.

Rounding error

For tabulation purposes, percentage points are rounded off to the nearest whole number. As a result, percentages in a given chart may total slightly higher or lower than 100%.

Appendix III: Sample Demographics

	N (unweighted) 830	% (weighted) 100
Total		
Sex		
Men	424	48
Women	406	52
Age		
Generation Y (18-30)	175	28
Generation X (31-48)	165	24
Baby Boomers (49-67)	350	35
WWII (68+)	140	13
Education		
Less than high school	60	12
High school graduate	265	30
Some college/tech	244	29
College graduate	158	18
Post graduate	103	12
Household Income		
<\$25K	146	18
\$25K - <\$50K	190	23
\$50K - <\$75K	171	18
\$75K - <\$100K	113	16
\$100K - <\$125K	97	12
\$125K+	113	13
Hispanic		
Yes	83	15
Race/Ethnicity		
White, non-Hispanic	626	66
Black, African-American non-Hispanic	74	12
Other non-Hispanic	47	7
Region		
Northeast	150	18
Midwest	198	22
South	297	37
West	185	23

