

POLITICS & GLOBAL WARMING, FALL 2015



YALE PROGRAM ON
Climate Change
Communication



GEORGE MASON UNIVERSITY
CENTER for CLIMATE CHANGE
COMMUNICATION

Table of Contents

Introduction.....	2
Key Findings	4
1. Support for Political Candidates	7
2. Individual Political Actions on Global Warming	11
3. Willingness to Take Political Actions	14
4. Support for Global Warming Policies and an International Agreement	15
5. Global Warming Beliefs and Attitudes	21
Appendix I: Data Tables	25
Appendix II: Survey Method	50
Appendix III: Sample Demographics	51

Introduction

This report is based on findings from a nationally representative survey – *Climate Change in the American Mind* – conducted by the Yale Program on Climate Change Communication (<http://environment.yale.edu/climate-communication>) and the George Mason University Center for Climate Change Communication (<http://www.climatechangecommunication.org>). Interview dates: September 30–October 19, 2015. Interviews: 1,330 Adults (18+). Average margin of error: +/- 3 percentage points at the 95% confidence level. The research was funded by the 11th Hour Project, the Energy Foundation, the Grantham Foundation, and the V.K. Rasmussen Foundation.

Principal Investigators:

Anthony Leiserowitz, PhD
Yale Program on Climate Change Communication
anthony.leiserowitz@yale.edu

Edward Maibach, MPH, PhD
George Mason University Center for Climate Change Communication
emaibach@gmu.edu

Connie Roser-Renouf, PhD
George Mason University Center for Climate Change Communication
croserre@gmu.edu

Geoff Feinberg
Yale Program on Climate Change Communication
geoffrey.feinberg@yale.edu

Seth Rosenthal, PhD
Yale Program on Climate Change Communication
seth.rosenthal@yale.edu

Cite as: Leiserowitz, A., Maibach, E., Roser-Renouf, C., Feinberg, G., & Rosenthal, S. (2015). *Politics and global warming, Fall 2015*. Yale University and George Mason University. New Haven, CT: Yale Program on Climate Change Communication.

Reading notes:

- This report is based only on registered voters.
- References to Republicans and Democrats throughout include registered voters who do not initially identify as Republicans or Democrats but who say they “lean” toward one party or the other in a follow-up question. The category “Independents” does not include any of these “leaners.”
- In all tables and charts, bases specified are unweighted, but percentages are weighted.
- Weighted percentages of each of the parties discussed in this report:
 - Democrats (total) including leaners: 43%
 - Liberal Democrats including leaners: 23%
 - Moderate/Conservative Democrats including leaners: 20% (Moderate = 16%; Conservative = 4%)
 - Independents excluding leaners: 10%
 - Republicans (total) including leaners: 40%
 - Liberal/Moderate Republicans including leaners: 13% (Liberal = 2%; Moderate = 12%)
 - Conservative Republicans including leaners: 27%
 - No party/Not interested in politics/Refused: 7% (included in data reported for “All Registered Voters” only)
- Trend data cited in the report can be found in Appendix I.

Key Findings

This report focuses on how Americans (registered voters) across the political spectrum—Democrats, Independents, and Republicans and liberals, moderates, and conservatives—view global warming and how they think citizens and government should address it. Consistent with prior surveys, we find that Democrats are more likely than Republicans to be convinced that human-caused global warming is happening, and to think that action is needed.

But we also find, similar to the findings in our Spring 2014 politics report¹, that there is much more going on beneath the surface. One of the most interesting – and consistent – findings is a clear difference between liberal/moderate Republicans and conservative Republicans. In many respects, liberal/moderate Republicans are similar to moderate/conservative Democrats on the issue of global warming, potentially forming a moderate, middle-ground public on the issue. Republicans are not a monolithic block of global warming policy opponents. Rather, Liberal/moderate Republicans are often part of the mainstream of public opinion on climate change, while conservative Republicans' views are often distinctly different than the rest of the American public.

For example:

- Registered voters are more likely to vote for a presidential candidate who strongly supports action to reduce global warming (36% are more likely to vote for such a candidate, 16% are less likely). Only conservative Republicans are *less* likely to vote for such a candidate.
- Likewise, registered voters are *less* likely to vote for a presidential candidate who strongly *opposes* action to reduce global warming (43% are less likely, 13% are more likely). Only conservative Republicans are more likely (slightly) to vote for a candidate who strongly opposes action to reduce global warming.
- Two in three registered voters (68%) think global warming is happening. Large majorities of Democrats (86%) – liberal (92%) and moderate/conservative (79%) – think it is happening, as do two in three Independents (68%, up 9 percentage points since Spring 2014) and liberal/moderate Republicans (65%). By contrast, only about four in ten conservative Republicans think global warming is happening (43%, up 15 points).
- Just over half of registered voters (52%) think that global warming is caused mostly by human activities, with an additional 6% saying human activities and natural changes both play a role (volunteered). A large majority of Democrats (72%, and 82% of liberal Democrats), four in ten liberal and moderate Republicans (43%), and only 22% of conservative Republicans think global warming is mostly human-caused.

¹ Leiserowitz, A., Maibach, E., Roser-Renouf, C., Feinberg, G., & Rosenthal, S. (2014) *Politics & Global Warming, Spring 2014*. Yale University and George Mason University. New Haven, CT: Yale Project on Climate Change Communication.

- In a recent study investigating the degree of scientific consensus on climate change, researchers determined that 97% of climate scientists are convinced human-caused global warming is happening. However, American registered voters, on average (median), estimate that only six in ten climate scientists are convinced (59%). Importantly, Americans' estimates have improved since Spring 2014, when they estimated that just half of scientists are convinced. Democrats' estimates improved the most (from median estimates of 69% of scientists in Spring 2014 to 75% in Fall 2015), followed by conservative Republicans (from 46% to 50%, respectively).
- Over half (56%) of Americans say they are “very” or “somewhat” worried about global warming. Liberal Democrats are the most worried (83%), followed by moderate/conservative Democrats (66%), while about half of Independents (53%) and liberal/moderate Republicans (50%) are worried. Relatively few conservative Republicans (28%) are worried, although there has been an 11-point increase in the number who are worried since our last politics report in Spring 2014.
- The 21st United Nations Climate Change Conference (often referred to as COP21) recently concluded in Paris, leading to an international agreement to reduce global warming pollution. Prior to the start of the conference, six in ten Americans (62%) said that it was moderately or more important that the world reach an agreement in Paris to limit global warming. This opinion was most widely held by liberal Democrats—nearly 9 in 10 (87%) said it was important to reach a climate agreement in Paris. At least six in ten moderate/conservative Democrats (68%), Independents (62%), and liberal/moderate Republicans (65%) also thought it was important to reach an agreement. By contrast, only about one in three conservative Republicans (36%) thought reaching an agreement was important.
- Most registered voters (84%) support funding more research into renewable energy sources such as solar and wind power (92% of Democrats, 85% of Independents, and 78% of Republicans).
- Eight in ten registered voters (80%) support providing tax rebates to people who purchase energy-efficient vehicles or solar panels (87% of Democrats, 84% of Independents, and 73% of Republicans).
- Three in four registered voters (74%) support regulating carbon dioxide as a pollutant (86% of Democrats, 74% of Independents, and 62% of Republicans).
- Two in three registered voters (66%) support requiring fossil fuel companies to pay a carbon tax and using the money to reduce other taxes such as income taxes by an equal amount (79% of Democrats, 69% of Independents, and 53% of Republicans).
- Two in three registered voters (65%) support setting strict carbon dioxide emission limits on existing coal-fired power plants to reduce global warming and improve public health, even with the explicit caveat that the cost of electricity to consumers and companies would likely increase. Most likely to support the limits are Democrats (84%, 92% of liberal Democrats) as well as Independents (65%, up 17 points since Spring 2014) and liberal/moderate Republicans (66%). However, only

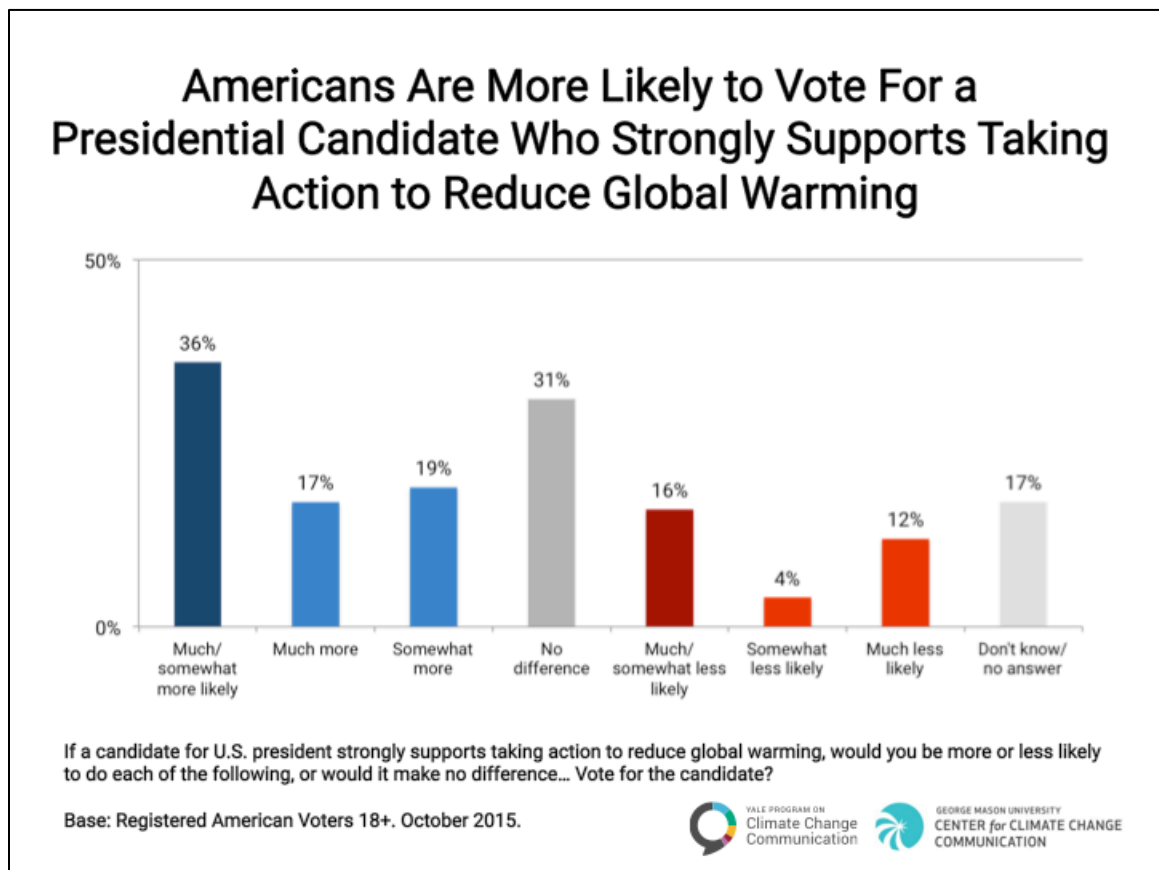
37% of conservative Republicans support setting strict limits on carbon dioxide emissions (up 6 points since Spring 2014).

- Across political lines, majorities of registered voters think developing countries (such as China, India, and Brazil), corporations and industry, citizens themselves, and other industrialized countries (such as England, Germany, and Japan) should do more to address global warming.
- Three in ten registered voters (30%) would be willing to join—or are currently participating in—a campaign to convince elected officials to take action to reduce global warming. The most likely to do so are liberal Democrats (56%); the least likely are conservative Republicans (11%).
- More than half of registered voters think that if the United States takes steps to reduce global warming, it will provide a better life for our children and grandchildren (64%), improve people's health (59%), and save many plant and animal species from extinction (55%). Most Democrats, particularly liberal Democrats, expect these and other benefits, as do at least half of Independents and liberal/moderate Republicans. However, fewer than half of conservative Republicans expect any of these benefits if the U.S. takes steps to reduce global warming.
- Over half of registered voters think that if the United States takes steps to reduce global warming, it will cause energy prices to rise (57%). Relatively few Americans think it would cost jobs and harm our economy (28%) or interfere with the free market (27%). Republicans, particularly conservative Republicans, are the most likely to expect these consequences.

1. Support for Political Candidates

1.1. Americans are more likely to vote for a presidential candidate who strongly supports taking action to reduce global warming.

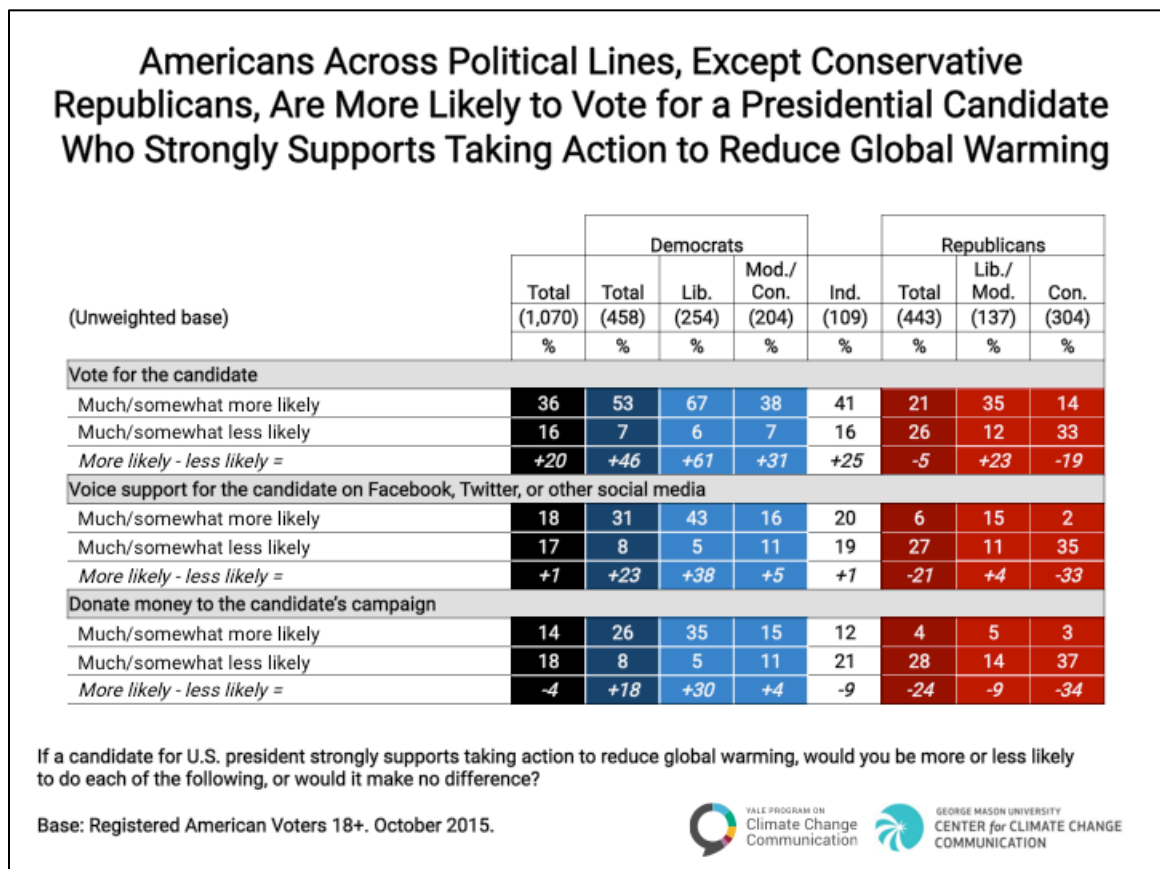
Asked if they would be more or less likely to vote for a presidential candidate who strongly supports action to reduce global warming, or if it would make no difference, registered voters are more than twice as likely to say they would be more (36%) rather than less likely (16%) to vote for such a candidate.



On balance, Democrats say they are more likely to vote for a presidential candidate who strongly supports taking action to reduce global warming than less likely to vote for such a candidate (+46 percentage points), which rises to +61 points among liberal Democrats. Likewise, Independents are +25 points and liberal and moderate Republicans are +23 points more likely to vote for such a candidate. Conservative Republicans, however, say they are less likely to vote for such a candidate (-19 points).

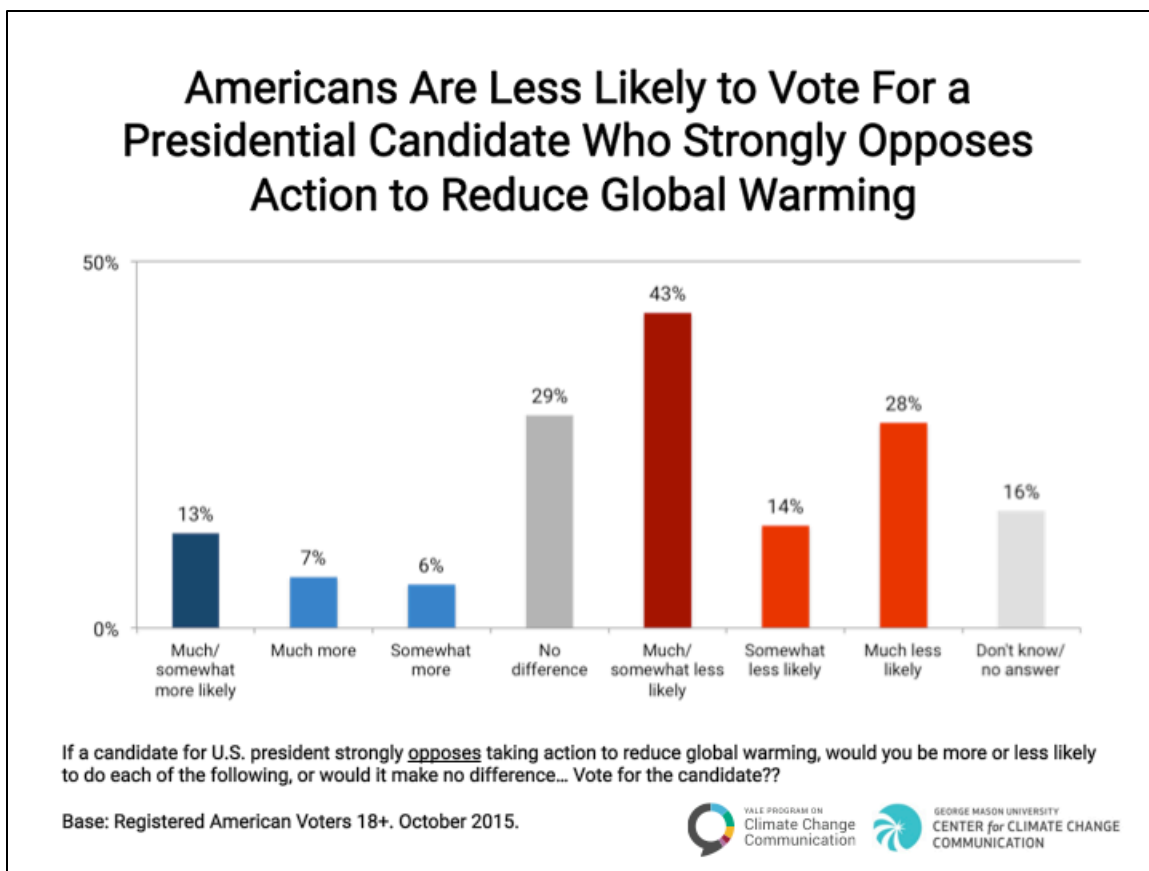
Democrats and liberal/moderate Republicans are more likely to voice support on social media (+23 and +4 percentage points, respectively) for a candidate who supports taking action to reduce global warming. Conservative Republicans, conversely, are 33 percentage points less likely.

Democrats are more likely to donate money to the campaign of a presidential candidate who supports climate action (+18 points), but Independents and Republicans are less likely to (-9 and -24 points, respectively).



1.2. Americans are less likely to vote for a presidential candidate who strongly *opposes* taking action to reduce global warming.

Asked if they would be more, less, or as willing to vote for a presidential candidate who strongly opposes action to reduce global warming, registered voters are more than three times more likely to vote *against* such a candidate, than to vote for them (43% vs. 13%, respectively).



Democrats, Independents and liberal/moderate Republicans are much less likely to vote for a candidate who opposes climate action (-56, -21, and -30 percentage points respectively). On balance, only a few more conservative Republicans say they are *more* likely to vote for such a candidate (+6 percentage points).

Democrats, Independents and liberal/moderate Republicans are less likely to voice support on social media (-41, -15, and -18 percentage points, respectively) or donate money to the campaign of a candidate who opposes climate action (-45, -23, and -18 points, respectively).

Americans Across Political Lines, Except Conservative Republicans, Are Less Likely to Vote for a Presidential Candidate Who Strongly Opposes Taking Action to Reduce Global Warming

(Unweighted base)	Democrats					Republicans		
	Total	Total	Lib.	Mod./	Ind.	Total	Lib./	Con.
	(1,070)	(458)	(254)	(204)	(109)	(443)	(137)	(304)
	%	%	%	%	%	%	%	%
Vote for the candidate								
Much/somewhat more likely	13	6	5	6	16	21	11	27
Much/somewhat less likely	43	62	75	46	37	27	41	21
More likely - less likely =	-30	-56	-70	-40	-21	-6	-30	+6
Voice support for the candidate on Facebook, Twitter, or other social media								
Much/somewhat more likely	10	6	6	6	11	15	10	18
Much/somewhat less likely	32	47	57	33	26	20	28	16
More likely - less likely =	-22	-41	-51	-27	-15	-5	-18	+2
Donate money to the candidate's campaign								
Much/somewhat more likely	8	4	4	4	8	14	6	17
Much/somewhat less likely	33	49	60	35	31	21	24	19
More likely - less likely =	-25	-45	-56	-31	-23	-7	-18	-2

If a candidate for U.S. president strongly opposes taking action to reduce global warming, would you be more or less likely to do each of the following, or would it make no difference?

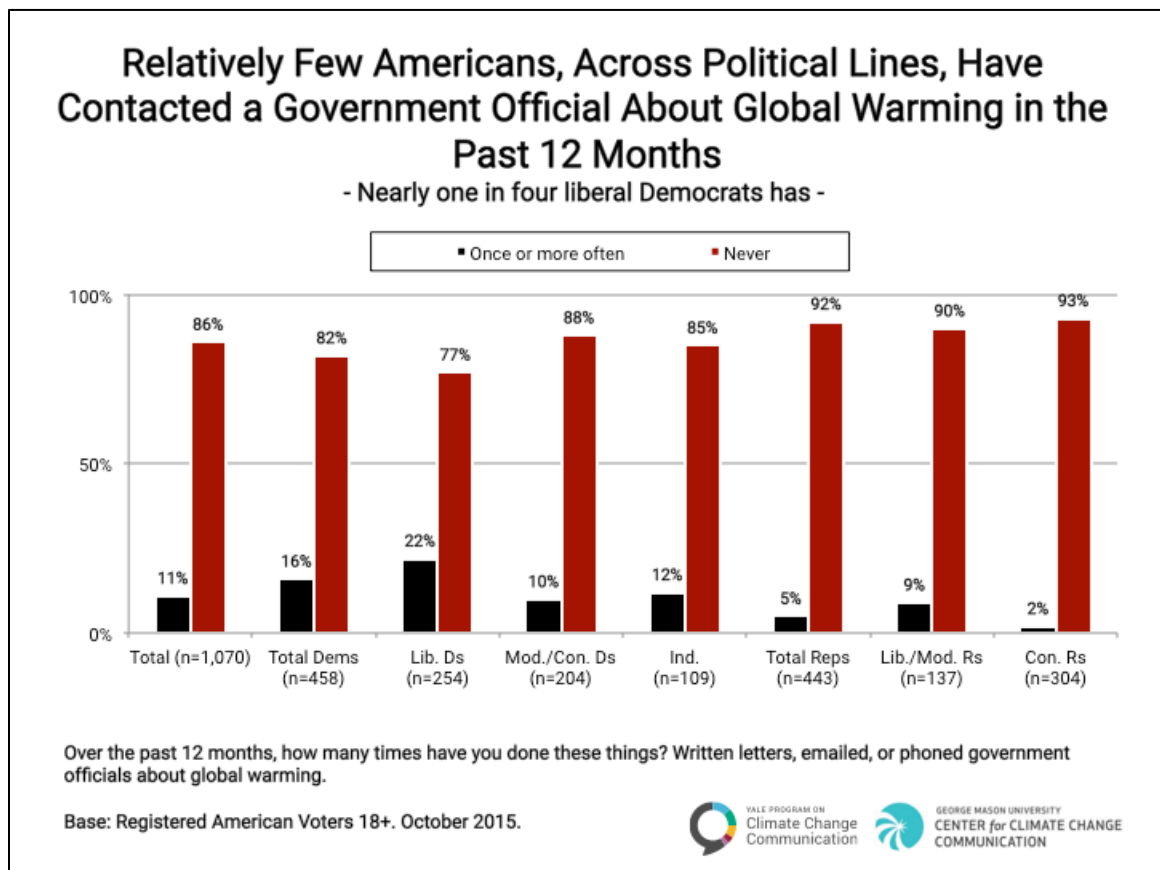
Base: Registered American Voters 18+. October 2015.



2. Individual Political Actions On Global Warming

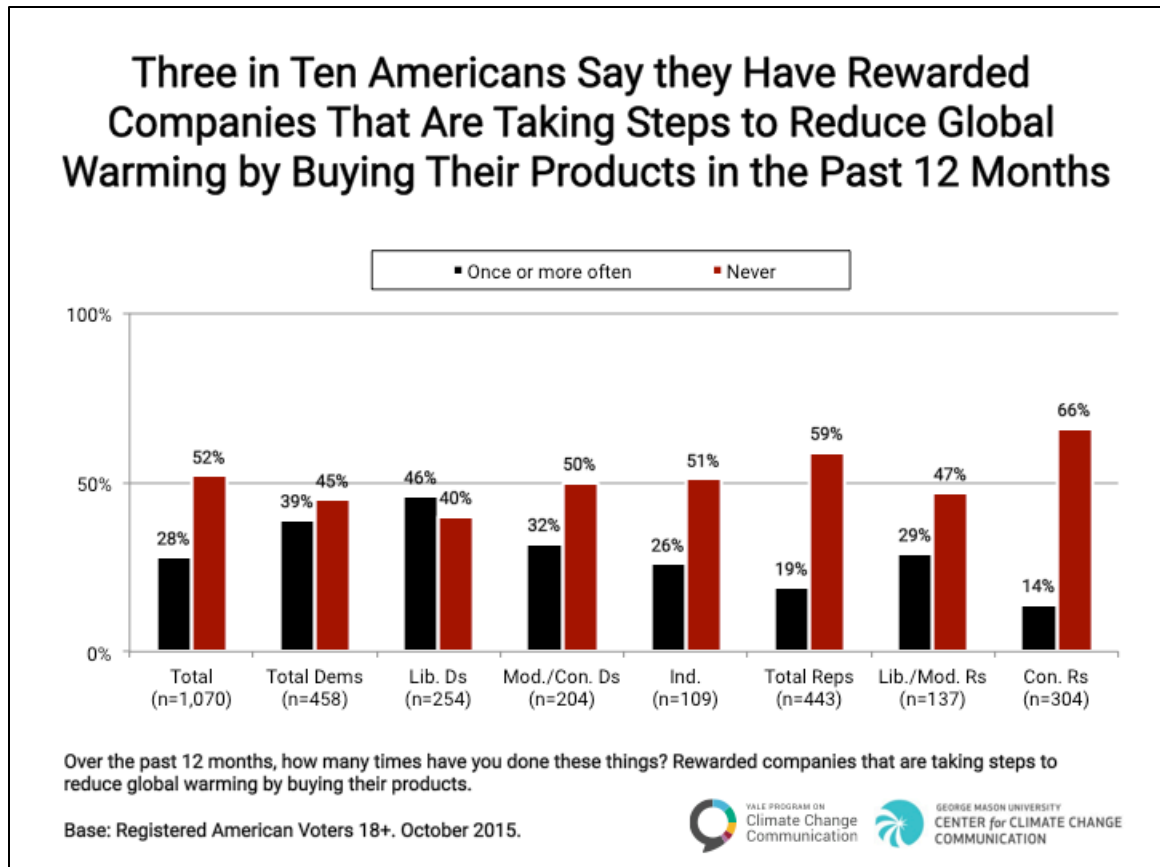
2.1. Relatively few Americans, across political lines, have contacted a government official about global warming in the past 12 months.

Few Americans have, in the past 12 months, written letters, emailed, or phoned government officials about global warming (11%). The most likely to have done so are liberal Democrats (22%); the least likely are conservative Republicans (2%).



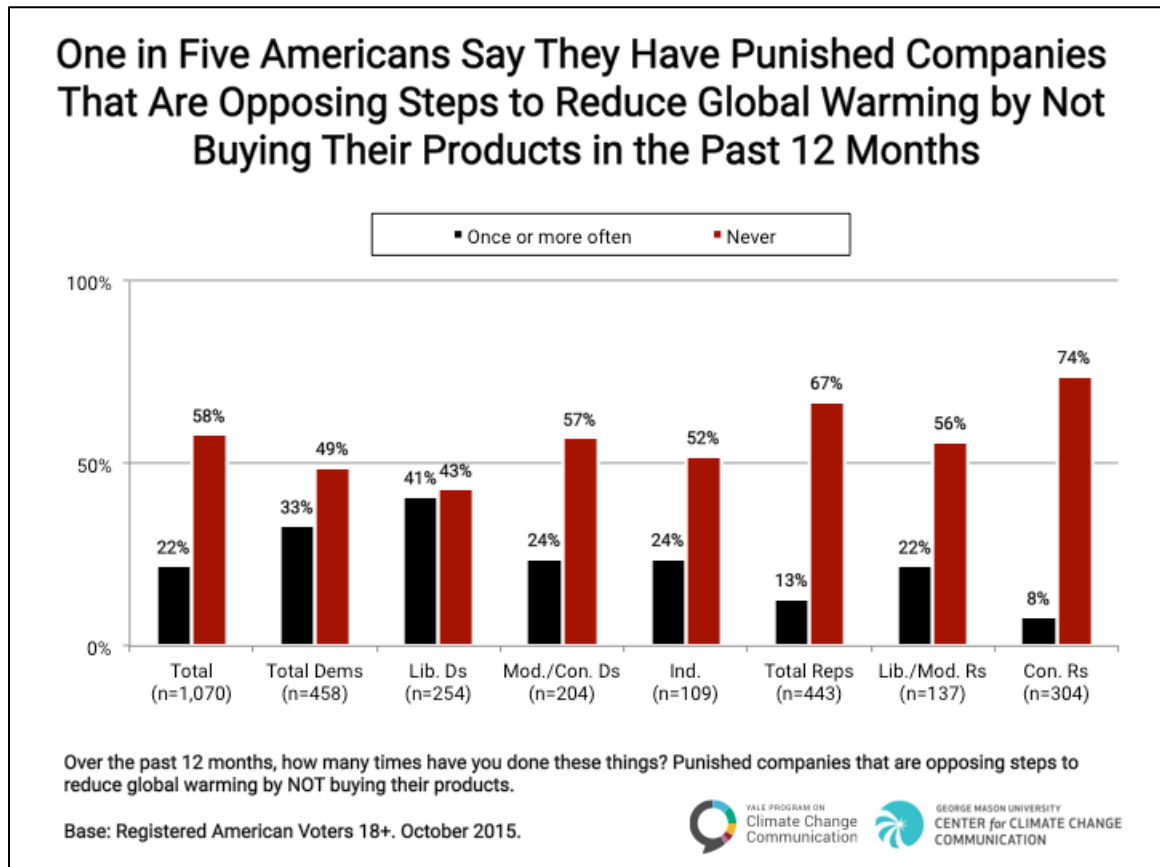
2.2. Three in ten Americans say they have rewarded companies that are taking steps to reduce global warming by buying their products in the past 12 months.

Three in ten Americans say they have, in the past 12 months, rewarded companies taking steps to reduce global warming by buying their products (28%). Most likely to have done so are liberal Democrats (46%); least likely are conservative Republicans (14%).



2.3. One in five Americans say they have punished companies that are opposing steps to reduce global warming by not buying their products in the past 12 months.

About one in five Americans (22%) say they have, in the past 12 months, punished companies that oppose taking steps to reduce global warming by *not* buying their products. The most likely to have done so are liberal Democrats (41%); the least likely are conservative Republicans (8%).

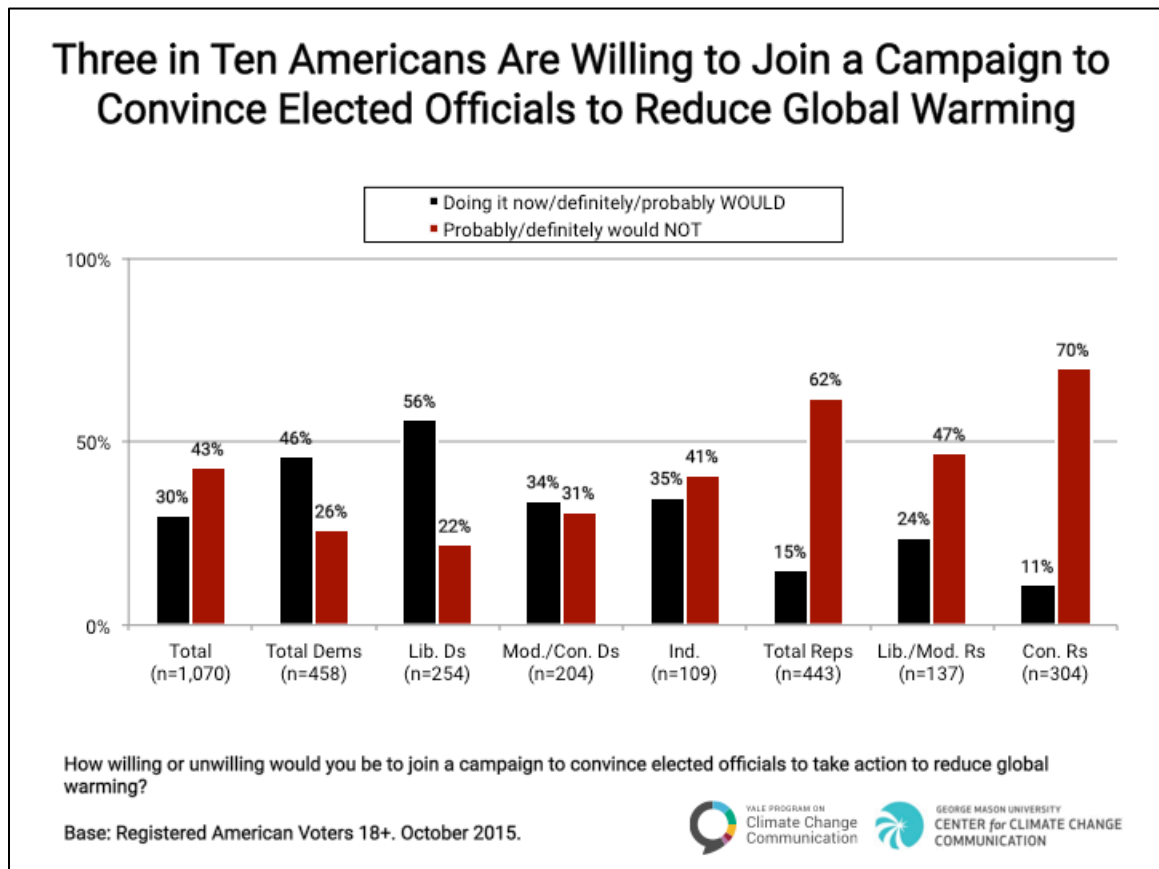


3. Willingness to Take Political Actions

Three in ten Americans are willing to join a campaign to convince elected officials to reduce global warming.

Three in ten Americans (30%) would be willing to join – or are currently participating in – a campaign to convince elected officials to take action to reduce global warming.

Nearly half of Democrats say they already have or would be willing to join a campaign (46%, 56% of liberal Democrats, up 7 points since we last published a report about the politics of global warming in Spring 2014). One in three Independents would do so (35%, up 13 points), and one in seven Republicans would as well (15%, up 7 points, 24% of liberal/moderate Republicans, up 11 points).



4. Support for Global Warming Policies and an International Agreement

4.1. Americans across party lines support a broad array of energy policies.

Americans support a broad array of energy policies, including many designed to reduce carbon pollution and dependence on fossil fuels, and to promote clean energy technologies. Democrats are the most likely to support such policies, but majorities of Independents and Republicans do as well, including:

- Funding more research into renewable energy sources such as solar and wind power (84% of all Americans registered to vote, 92% of Democrats, 85% of Independents, and 78% of Republicans).
- Providing tax rebates to people who purchase energy-efficient vehicles or solar panels (80% of all Americans registered to vote, 87% of Democrats, 84% of Independents, and 73% of Republicans).
- Regulating carbon dioxide as a pollutant (74% of all Americans registered to vote, 86% of Democrats, 74% of Independents, and 62% of Republicans).
- Requiring fossil fuel companies to pay a carbon tax and using the money to reduce other taxes such as income taxes by an equal amount (66% of all American registered to vote, 79% of Democrats, 69% of Independents, and 53% of Republicans).

Conversely, fewer than half of Democrats support the expansion of offshore drilling for oil and natural gas off the U.S. coast (42%), while most Americans registered to vote (60%), including Independents (62%) and Republicans (79%), support it.

Americans Across Party Lines Support a Broad Array of Energy Policies

- % say “strongly” or “somewhat support” policy -

(Unweighted base)	Democrats					Republicans		
	Total	Total	Lib.	Mod./ Con.	Ind.	Total	Lib./ Mod.	Con.
	(1,070)	(458)	(254)	(204)	(109)	(443)	(137)	(304)
	%	%	%	%	%	%	%	%
Fund more research into renewable energy sources, such as solar and wind power	84	92	94	89	85	78	90	72
Provide tax rebates for people who purchase energy-efficient vehicles or solar panels	80	87	91	83	84	73	85	67
Regulate carbon dioxide (the primary greenhouse gas) as a pollutant	74	86	93	78	74	62	78	55
Require fossil fuel companies to pay a carbon tax and use the money to reduce other taxes (such as income tax) by an equal amount	66	79	84	73	69	53	68	46
Expand offshore drilling for oil and natural gas off the U.S. coast	60	42	34	52	62	79	69	84

How much do you support or oppose the following policies?

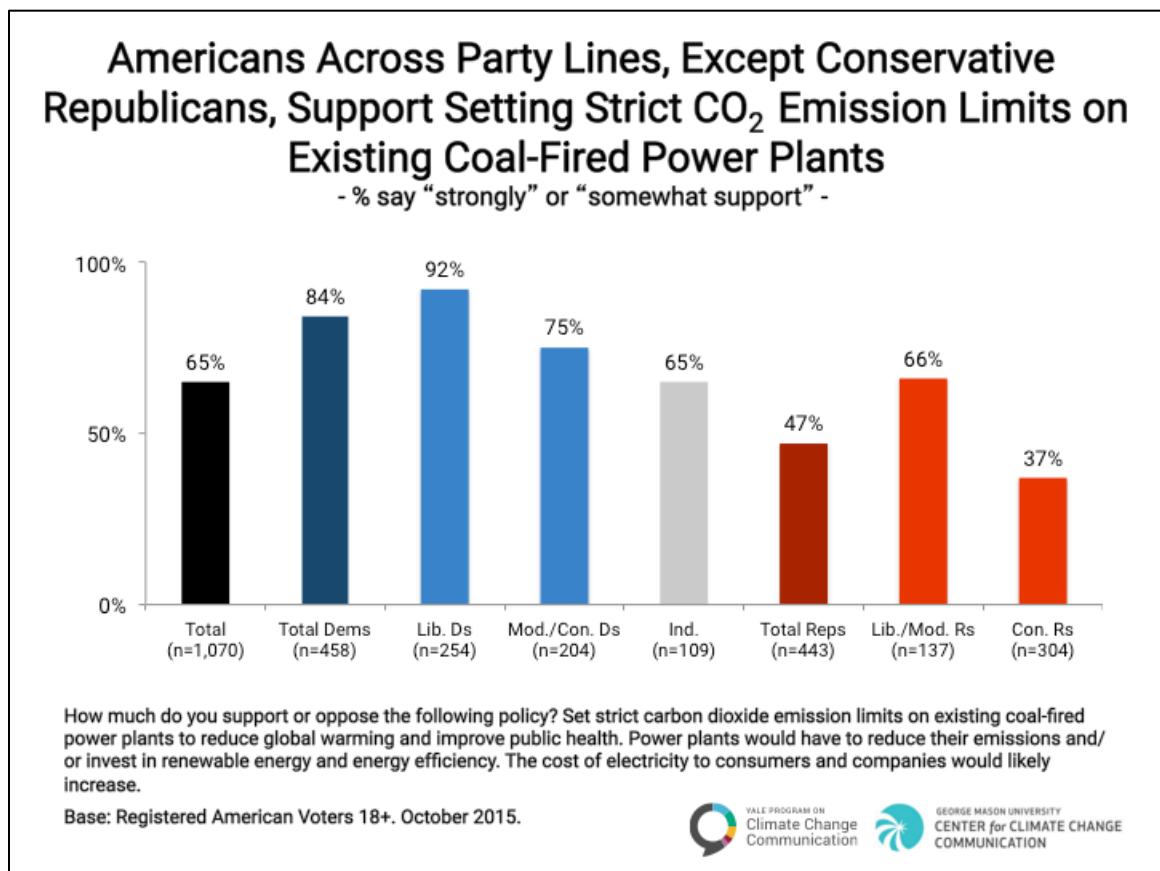
Base: Registered American Voters 18+. October 2015.



4.2. Americans across party lines, except conservative Republicans, support setting strict carbon dioxide emission limits on existing coal-fired power plants.

Two in three Americans (65%) support setting strict carbon dioxide emission limits on existing coal-fired power plants to reduce global warming and improve public health, even with the explicit caveat that the cost of electricity to consumers and companies would likely increase.

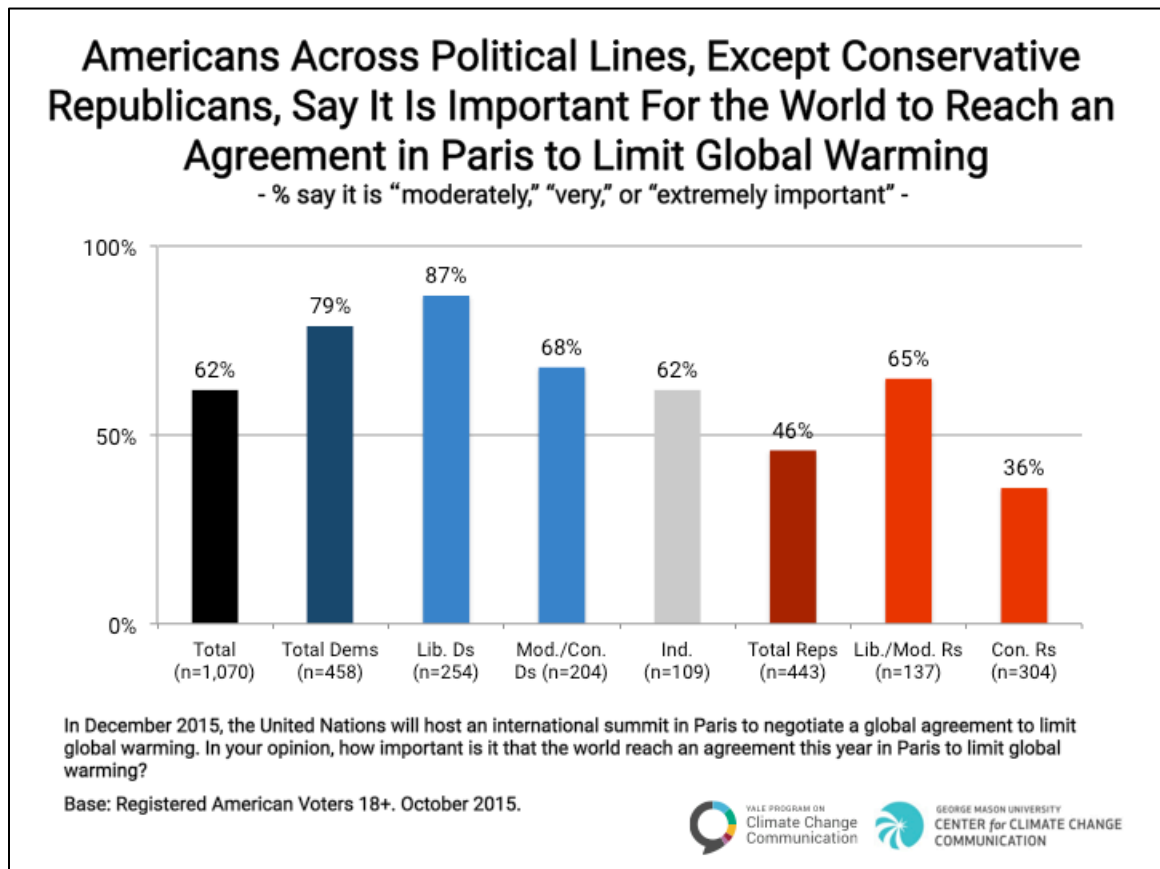
Most likely to support the limits are Democrats (84%, 92% of liberal Democrats), as well as liberal and moderate Republicans (66%), and Independents (65%, up 17 points since Spring 2014). However, only 37% of conservative Republicans would support setting strict limits on carbon dioxide emissions (up 6 points).



4.3. Americans across political lines, except conservative Republicans, say it is important for the world to reach an agreement in Paris to limit global warming.

The 21st United Nations Climate Change Conference (often referred to as COP21) recently concluded in Paris, leading to an international agreement to reduce global warming pollution. Prior to the start of the conference, six in ten Americans (62%) said that it was at least moderately important that the world reach an agreement in Paris to limit global warming.

This opinion was most widely held by liberal Democrats – nearly 9 in 10 (87%) said it was important to reach a climate agreement in Paris. At least six in ten moderate/conservative Democrats (68%), Independents (62%), and liberal/moderate Republicans (65%) also thought it was important to reach an agreement. By contrast, only about one in three conservative Republicans (36%) thought reaching an agreement on global warming in Paris was important.



4.4. A majority of Americans, including Independents and Republicans, want developing countries, corporations and industry, citizens themselves, and other industrialized countries to do more to address global warming.

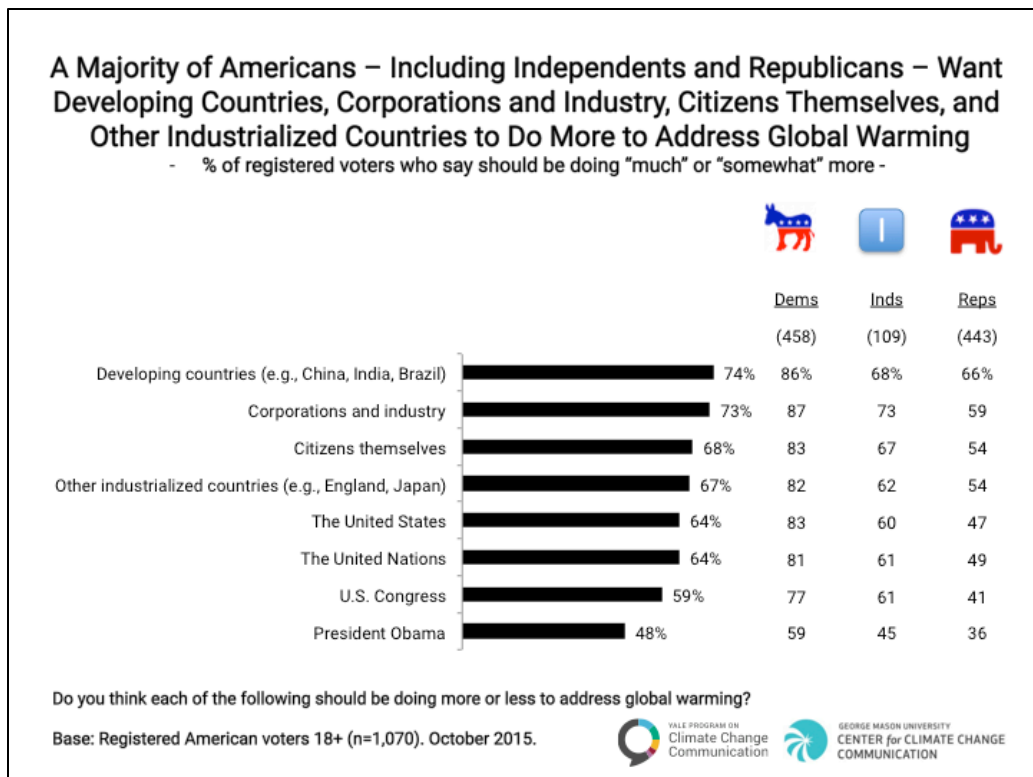
Across party lines, over half of Americans think diverse actors should do much or somewhat more to address global warming:

- Developing countries, such as China, India, and Brazil (74% of registered American voters; 86% of Democrats, 68% of Independents, and 66% of Republicans)
- Corporations and industry (73%, 87%, 73%, and 59%, respectively)
- Citizens themselves (68%, 83%, 67%, and 54%, respectively)
- Other industrialized countries such as England, Germany, and Japan (67%, 82%, 62%, and 54%, respectively)

Over half of Americans, including Democrats and Independents, but not Republicans, think the following should do more:

- The United States (64% of registered American voters, 83% of Democrats, 60% of Independents, and 47% of Republicans)
- The United Nations (64%, 81%, 61%, and 49%, respectively)
- The U.S. Congress (59%, 77%, 61%, and 41%, respectively)

Over half of Democrats think President Obama should do more (59%).

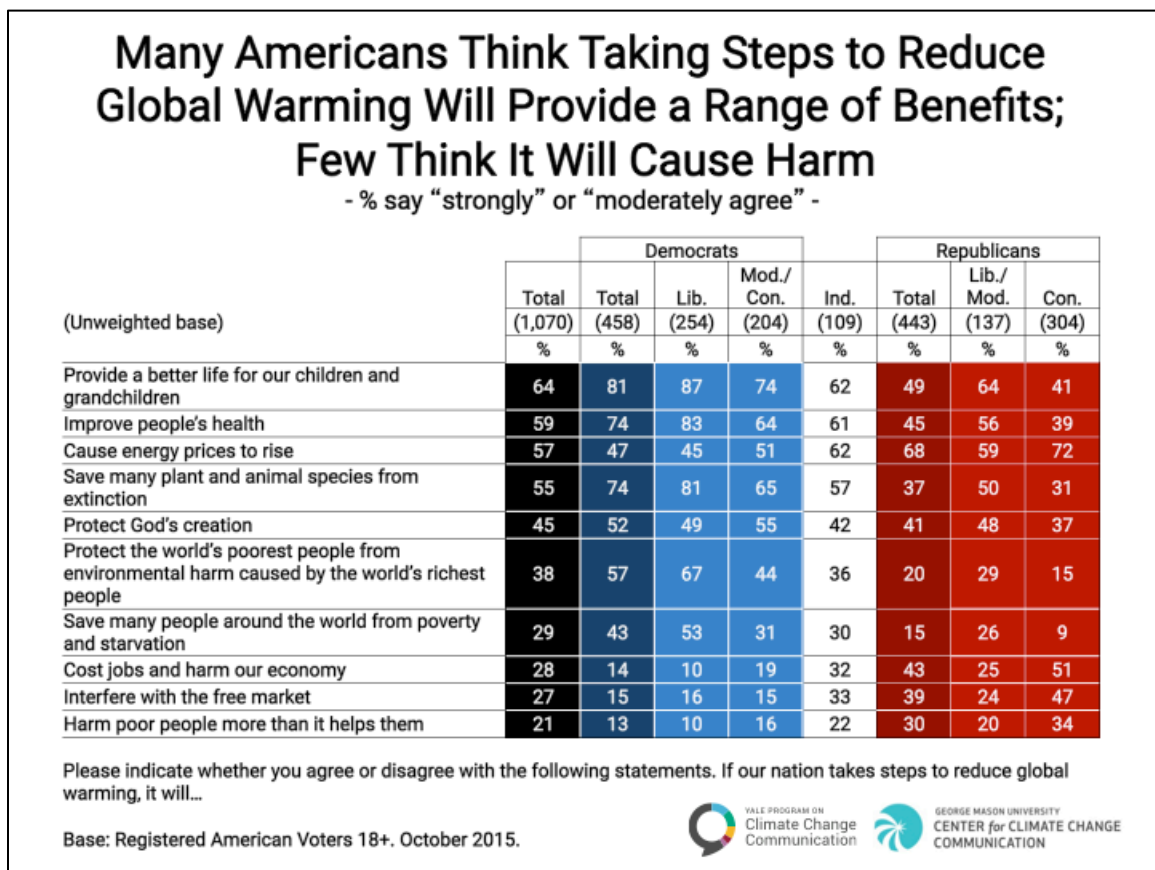


4.5. Many Americans think taking steps to reduce global warming will provide a range of benefits. Few think it will cause harm.

Half or more of registered American voters think that if the United States takes steps to reduce global warming, it will provide a better life for our children and grandchildren (64%), improve people's health (59%), and save many plant and animal species from extinction (55%).

Most Democrats, particularly liberal Democrats, expect these and other benefits, and half or more of Independents and liberal/moderate Republicans share these views. Fewer than half of conservative Republicans expect any of these benefits if the U.S. takes steps to reduce global warming.

Over half of Americans think that if the United States takes steps to reduce global warming, it will cause energy prices to rise (57%). But fewer than one third think it would cost jobs and harm our economy (28%), interfere with the free market (27%), or harm poor people more than it will help them (21%). Republicans, particularly conservative Republicans, and Independents are the most likely to expect these consequences.

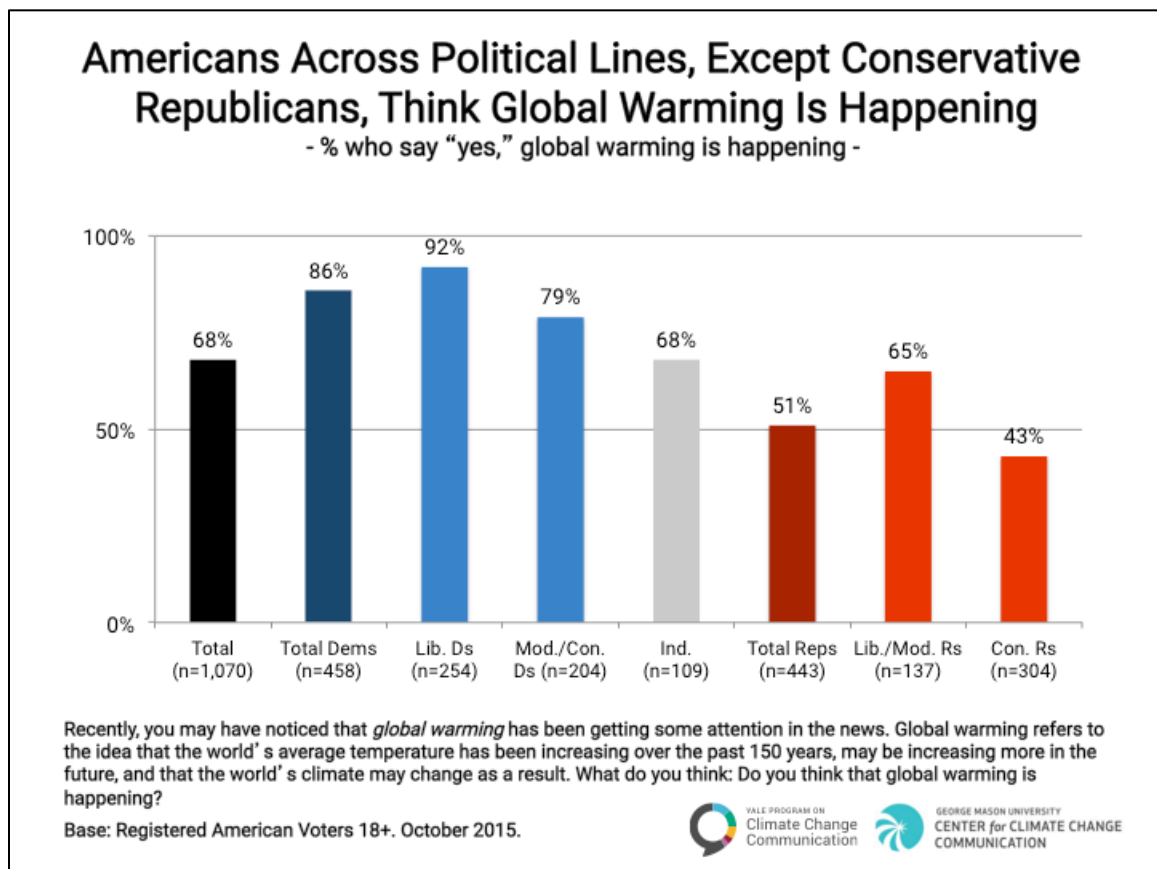


5. Global Warming Beliefs and Attitudes

5.1. Americans across political lines, except conservative Republicans, think global warming is happening.

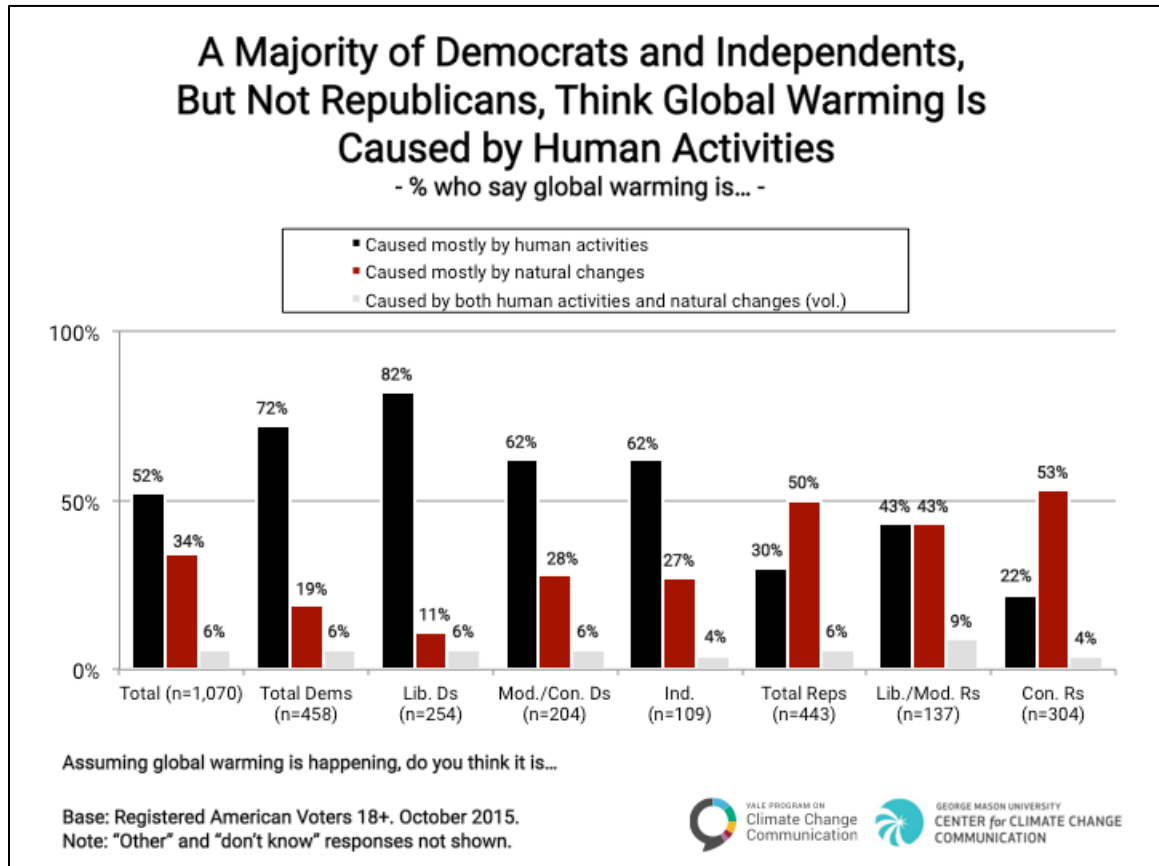
Two in three Americans (68%) think global warming is happening. Large majorities of Democrats (86%) – liberal (92%) and moderate/conservative (79%) – think it is happening, as do two in three Independents (68%), and liberal and moderate Republicans (65%).

By contrast, only about four in ten conservative Republicans think global warming is happening (43%). However, this marks an increase of 15 percentage points since our last politics of global warming report in Spring 2014, at which time, only 28% of conservative Republicans said they thought global warming was happening.



5.2. A majority of Democrats and Independents, but not Republicans, think global warming is caused by human activities.

Just over half of registered voters (52%) think that global warming is caused mostly by human activities, with an additional 6% saying human activities and natural changes both play a role. A large majority of Democrats (72%, and 82% of liberal Democrats), four in ten liberal and moderate Republicans (43%), and only 22% of conservative Republicans think global warming is mostly human-caused.

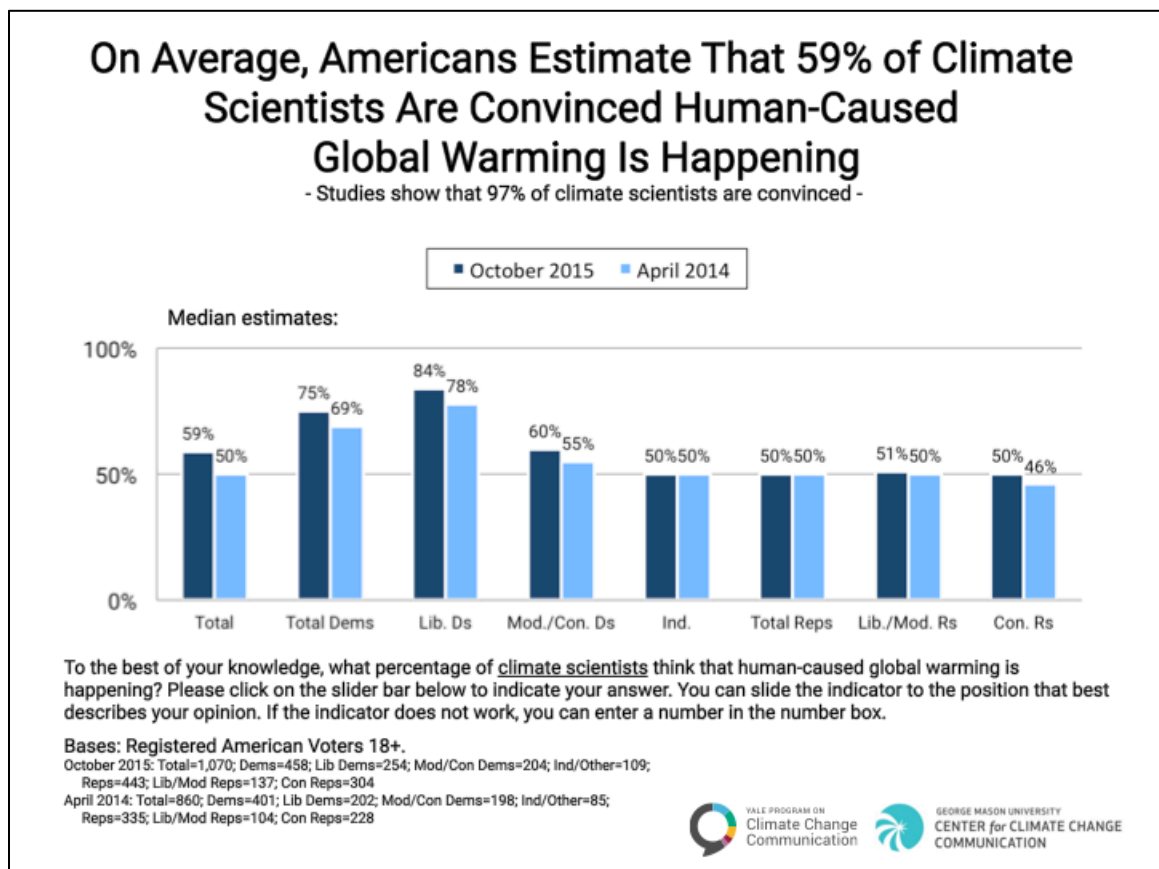


5.3. On average, Americans estimate that 59% of climate scientists are convinced human-caused global warming is happening.

In a recent study investigating the degree of scientific consensus on climate change, Cook and colleagues (2013)² examined nearly 12,000 peer-reviewed papers in the climate science literature and found that of those papers that stated a position on the reality of human-caused global warming, 97% said it is happening and at least partly human caused.

Public understanding of the scientific consensus on global warming, however, is different than the expert consensus. American registered voters, on average (median), estimate that only six in ten climate scientists (59%) are convinced.

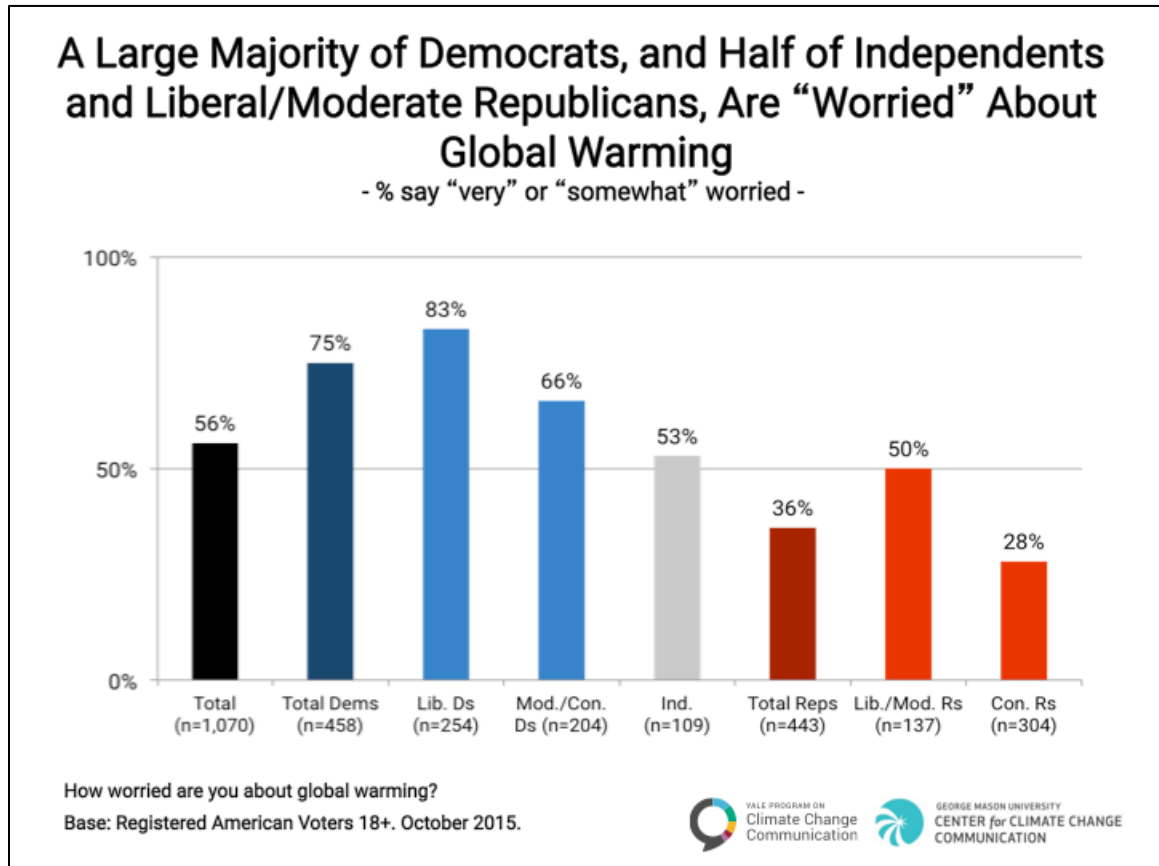
Importantly, Americans' estimates have improved since Spring 2014, when they estimated that just half of climate scientists are convinced. Democrats' estimates improved the most (from median estimates of 69% of climate scientists in Spring 2014 to 75% in Fall 2015), followed by conservative Republicans (from 46% to 50%, respectively).



² Cook, J., Nuccitelli, D., Green, S. A., Richardson, M., Winkler, B., Painting, R., Way, R., Jacobs, P., & Skuce, A. (2013). Quantifying the consensus on anthropogenic global warming in the scientific literature. *Environmental Research Letters*, 8. doi:10.1088/1748-9326/8/2/024024

5.4. A large majority of Democrats, and half of Independents and liberal/moderate Republicans, are “worried” about global warming.

Over half (56%) of Americans say they are “very” or “somewhat” worried about global warming. Liberal Democrats are the most worried (83%), followed by moderate/conservative Democrats (66%). About half of Independents (53%) and liberal/moderate Republicans (50%) are worried about global warming. Relatively few conservative Republicans (28%) are worried, although there has been an 11-point increase in the number who are worried since our last politics report in Spring 2014.



Appendix I: Data Tables

Support for Political Candidates

If a candidate for U.S. President strongly supports taking action to reduce global warming, would you be more or less likely to do each of the following, or would it make no difference? I would be more or less likely to...

Vote for the candidate

		Democrats				Republicans		
	Total Registered Voters	Total	Liberal	Mod/Con	Ind/Other	Total	Liberal/Mod	Con
Unweighted Base	(1,070)	(458)	(254)	(204)	(109)	(443)	(137)	(304)
	%	%	%	%	%	%	%	%
Much More/Somewhat More	36	53	67	38	41	21	35	14
Much more	17	29	42	15	15	7	13	3
Somewhat more	19	24	25	23	26	14	22	11
No difference	31	25	17	35	28	38	38	38
Much Less/Somewhat Less	16	7	6	7	16	26	12	33
Somewhat Less	4	2	2	2	4	7	4	8
Much Less	12	4	4	5	12	20	7	26
Not sure	10	8	5	13	7	10	13	8
Refused/Prefer not to answer	7	7	6	7	8	6	3	6

Donate money to the candidate's campaign

		Democrats				Republicans		
	Total Registered Voters	Total	Liberal	Mod/Con	Ind/Other	Total	Liberal/Mod	Con
Unweighted Base	(1,070)	(458)	(254)	(204)	(109)	(443)	(137)	(304)
	%	%	%	%	%	%	%	%
Much More/Somewhat More	14	26	35	15	12	4	5	3
Much more	5	10	17	2	4	1	2	*
Somewhat more	9	16	19	13	8	3	4	3
No difference	48	48	45	51	47	49	57	45
Much Less/Somewhat Less	18	8	5	11	21	28	14	37
Somewhat Less	3	3	2	5	0	4	3	5
Much Less	15	4	3	7	21	24	11	32
Not sure	11	10	6	14	8	11	17	7
Refused/Prefer not to answer	9	9	9	9	11	8	8	8

Note: -- = 0; * = >0 but <0.5; ** = Caution: small base.

If a candidate for U.S. President strongly supports taking action to reduce global warming, would you be more or less likely to do each of the following, or would it make no difference? I would be more or less likely to... (Cont'd.)

Voice support for the candidate on Facebook, Twitter, or other social media

		Democrats				Republicans		
	Total Registered Voters	Total	Liberal	Mod/Con	Ind/Other	Total	Liberal/Mod	Con
Unweighted Base	(1,070)	(458)	(254)	(204)	(109)	(443)	(137)	(304)
	%	%	%	%	%	%	%	%
Much More/Somewhat More	18	31	43	16	20	6	15	2
Much more	9	15	24	5	12	3	6	1
Somewhat more	9	15	19	11	7	4	9	1
No difference	43	42	34	50	39	48	52	46
Much Less/Somewhat Less	17	8	5	11	19	27	11	35
Somewhat Less	2	3	2	4	1	3	2	3
Much Less	14	5	4	7	18	24	10	31
Not sure	13	11	8	15	11	12	17	10
Refused/Prefer not to answer	9	9	9	9	11	8	5	8

Note: -- = 0; * = >0 but <0.5; ** = Caution: small base.

If a candidate for U.S. President strongly opposes taking action to reduce global warming, would you be more or less likely to do each of the following, or would it make no difference? I would be more or less likely to...

Vote for the candidate

		Democrats				Republicans		
	Total Registered Voters	Total	Liberal	Mod/Con	Ind/Other	Total	Liberal/Mod	Con
Unweighted Base	(1,070)	(458)	(254)	(204)	(109)	(443)	(137)	(304)
	%	%	%	%	%	%	%	%
Much More/Somewhat More	13	6	5	6	16	21	11	27
Much more	7	3	3	3	11	11	3	15
Somewhat more	6	3	3	3	5	10	8	11
No difference	29	19	10	28	32	38	35	39
Much Less/Somewhat Less	43	62	75	46	37	27	41	21
Somewhat Less	14	16	16	16	13	14	20	11
Much Less	28	46	59	30	24	14	21	10
Not sure	9	8	4	13	7	8	8	9
Refused/Prefer not to answer	7	6	5	7	8	5	5	5

Donate money to the candidate's campaign

		Democrats				Republicans		
	Total Registered Voters	Total	Liberal	Mod/Con	Ind/Other	Total	Liberal/Mod	Con
Unweighted Base	(1,070)	(458)	(254)	(204)	(109)	(443)	(137)	(304)
	%	%	%	%	%	%	%	%
Much More/Somewhat More	8	4	4	4	8	14	6	17
Much more	3	1	1	1	4	6	2	8
Somewhat more	5	3	3	3	4	7	4	9
No difference	40	32	24	41	40	50	51	49
Much Less/Somewhat Less	33	49	60	35	31	21	24	19
Somewhat Less	4	4	4	4	5	5	5	4
Much Less	29	45	56	31	26	16	20	14
Not sure	11	9	5	14	10	9	11	8
Refused/Prefer not to answer	8	7	7	7	11	7	8	7

Note: -- = 0; * = >0 but <0.5; ** = Caution: small base.

If a candidate for U.S. President strongly opposes taking action to reduce global warming, would you be more or less likely to do each of the following, or would it make no difference? I would be more or less likely to... (Cont'd.)

Voice support for the candidate on Facebook, Twitter, or other social media

		Democrats				Republicans		
	Total Registered Voters	Total	Liberal	Mod/Con	Ind/Other	Total	Liberal/Mod	Con
Unweighted Base	(1,070)	(458)	(254)	(204)	(109)	(443)	(137)	(304)
	%	%	%	%	%	%	%	%
Much More/Somewhat More	10	6	6	6	11	15	10	18
Much more	5	2	2	3	9	8	2	11
Somewhat more	5	4	4	4	2	7	8	7
No difference	39	30	23	38	42	49	47	50
Much Less/Somewhat Less	32	47	57	33	26	20	28	16
Somewhat Less	7	7	8	6	7	6	8	5
Much Less	25	39	49	27	19	14	19	11
Not sure	11	10	6	15	10	10	10	10
Refused/Prefer not to answer	8	8	8	8	10	7	6	7

Individual Political Actions on Global Warming

Over the past 12 months, how many times have you done these things? Written letters, emailed, or phoned government officials about global warming.

		Democrats				Republicans		
	Total Registered Voters	Total	Liberal	Mod/Con	Ind/Other	Total	Liberal/Mod	Con
Unweighted Base	(1,070)	(458)	(254)	(204)	(109)	(443)	(137)	(304)
	%	%	%	%	%	%	%	%
Never	86	82	77	88	85	92	90	93
Once	4	8	10	5	4	1	3	0
A few times (2-3)	4	5	7	3	6	3	4	2
Several times (4-5)	1	2	2	2	1	1	2	0
Many times (6+)	1	2	3	2	1	0	0	0
Don't know	3	1	1	2	3	4	2	4

Note: -- = 0; * = >0 but <0.5; ** = Caution: small base.

Over the past 12 months, how many times have you done these things? Rewarded companies that are taking steps to reduce global warming by buying their products.

		Democrats				Republicans		
	Total Registered Voters	Total	Liberal	Mod/Con	Ind/Other	Total	Liberal/Mod	Con
Unweighted Base	(1,070)	(458)	(254)	(204)	(109)	(443)	(137)	(304)
	%	%	%	%	%	%	%	%
Never	52	45	40	50	51	59	47	66
Once	2	3	2	4	2	2	3	1
A few times (2-3)	13	16	18	14	9	12	19	8
Several times (4-5)	7	10	13	7	11	3	5	2
Many times (6+)	6	11	13	8	4	3	3	3
Don't know	20	16	15	18	23	22	23	21

Over the past 12 months, how many times have you done these things? Punished companies that are opposing steps to reduce global warming by NOT buying their products.

		Democrats				Republicans		
	Total Registered Voters	Total	Liberal	Mod/Con	Ind/Other	Total	Liberal/Mod	Con
Unweighted Base	(1,070)	(458)	(254)	(204)	(109)	(443)	(137)	(304)
	%	%	%	%	%	%	%	%
Never	58	49	43	57	52	67	56	74
Once	2	2	3	2	3	3	4	2
A few times (2-3)	11	15	16	14	9	8	14	4
Several times (4-5)	5	8	11	5	8	2	1	2
Many times (6+)	4	8	11	4	4	2	4	*
Don't know	20	18	16	19	24	20	22	18

Note: -- = 0; * = >0 but <0.5; ** = Caution: small base.

Willingness to Take Political Action

How willing or unwilling would you be to join a campaign to convince elected officials to take action to reduce global warming? (Spring, 2014)

		Democrats				Republicans		
	Total Registered Voters	Total	Liberal	Mod/Con	Ind/Other	Total	Liberal/Mod	Con
Unweighted Base	(860)	(401)	(202)	(198)	(85)**	(335)	(104)	(228)
	%	%	%	%	%	%	%	%
Doing now/Definitely would	6	11	14	8	2	1	2	--
Doing now/Definitely would/Probably would	26	41	49	34	22	8	13	6
Doing Now	1	3	4	2	--	--	1	--
Definitely Would	5	8	11	7	2	--	1	--
Probably Would	20	30	35	26	20	8	11	6
Definitely would not/Probably would not	50	32	31	32	50	73	64	79
Probably would not	22	20	20	21	19	27	35	24
Definitely would not	27	11	11	12	31	46	30	55
Not sure	22	24	18	29	27	17	23	14
Refused/Prefer not to answer	3	3	2	5	1	1	--	1

Note: -- = 0; * = >0 but <0.5; ** = Caution: small base.

How willing or unwilling would you be to join a campaign to convince elected officials to take action to reduce global warming? (Fall, 2015)

		Democrats				Republicans		
	Total Registered Voters	Total	Liberal	Mod/Con	Ind/Other	Total	Liberal/Mod	Con
Unweighted Base	(1,070)	(458)	(254)	(204)	(109)	(443)	(137)	(304)
	%	%	%	%	%	%	%	%
Doing now/Definitely would	8	12	16	7	13	4	8	2
Doing now/Definitely would/Probably would	30	46	56	34	35	15	24	11
Doing Now	2	2	4	0	5	1	2	--
Definitely Would	6	9	12	7	8	3	7	2
Probably Would	22	34	40	27	22	12	16	9
Definitely would not/Probably would not	43	26	22	31	41	62	47	70
Probably would not	22	19	18	21	22	24	27	23
Definitely would not	22	7	5	10	19	38	20	47
Not sure	20	20	15	26	14	17	24	13
Refused/Prefer not to answer	7	8	7	9	9	6	5	6

Note: -- = 0; * = >0 but <0.5; ** = Caution: small base.

Support for Global Warming Policies and an International Agreement

How much do you support or oppose the following policies?

Fund more research into renewable energy sources, such as solar and wind power.

		Democrats				Republicans		
	Total Registered Voters	Total	Liberal	Mod/Con	Ind/Other	Total	Liberal/Mod	Con
Unweighted Base	(1,070)	(458)	(254)	(204)	(109)	(443)	(137)	(304)
	%	%	%	%	%	%	%	%
Strongly/Somewhat support	84	92	94	89	85	78	90	72
Strongly support	42	56	68	43	40	31	39	27
Somewhat support	42	36	27	46	45	47	52	45
Strongly/Somewhat oppose	15	8	5	10	15	21	10	27
Somewhat oppose	8	5	4	7	8	10	6	12
Strongly oppose	7	2	1	4	7	11	4	15

Provide tax rebates for people who purchase energy-efficient vehicles or solar panels.

		Democrats				Republicans		
	Total Registered Voters	Total	Liberal	Mod/Con	Ind/Other	Total	Liberal/Mod	Con
Unweighted Base	(1,070)	(458)	(254)	(204)	(109)	(443)	(137)	(304)
	%	%	%	%	%	%	%	%
Strongly/Somewhat support	80	87	91	83	84	73	85	67
Strongly support	34	45	55	34	29	26	35	21
Somewhat support	46	42	36	49	55	47	50	46
Strongly/Somewhat oppose	20	12	9	16	15	27	14	32
Somewhat oppose	11	9	6	12	6	14	12	14
Strongly oppose	8	3	3	4	9	13	2	18

Note: -- = 0; * = >0 but <0.5; ** = Caution: small base.

How much do you support or oppose the following policies? (Cont'd.)

Regulate carbon dioxide (the primary greenhouse gas) as a pollutant.

		Democrats				Republicans		
	Total Registered Voters	Total	Liberal	Mod/Con	Ind/Other	Total	Liberal/Mod	Con
Unweighted Base	(1,070)	(458)	(254)	(204)	(109)	(443)	(137)	(304)
	%	%	%	%	%	%	%	%
Strongly/Somewhat support	74	86	93	78	74	62	78	55
Strongly support	29	42	56	27	25	17	25	13
Somewhat support	45	44	37	51	49	45	52	42
Strongly/Somewhat oppose	26	14	7	21	25	37	22	44
Somewhat oppose	14	11	6	16	14	18	16	19
Strongly oppose	11	3	1	5	11	19	7	26

Require fossil fuel companies to pay a carbon tax and use the money to reduce other taxes (such as income tax) by an equal amount.

		Democrats				Republicans		
	Total Registered Voters	Total	Liberal	Mod/Con	Ind/Other	Total	Liberal/Mod	Con
Unweighted Base	(1,070)	(458)	(254)	(204)	(109)	(443)	(137)	(304)
	%	%	%	%	%	%	%	%
Strongly/Somewhat support	66	79	84	73	69	53	68	46
Strongly support	21	32	39	24	18	10	14	8
Somewhat support	45	46	45	49	51	43	55	38
Strongly/Somewhat oppose	34	21	16	27	30	46	32	53
Somewhat oppose	18	15	12	19	13	20	21	20
Strongly oppose	16	6	4	8	17	26	11	33

Note: -- = 0; * = >0 but <0.5; ** = Caution: small base.

How much do you support or oppose the following policies? (Cont'd.)

Expand offshore drilling for oil and natural gas off the U.S. coast.

		Democrats				Republicans		
	Total Registered Voters	Total	Liberal	Mod/Con	Ind/Other	Total	Liberal/Mod	Con
Unweighted Base	(1,070)	(458)	(254)	(204)	(109)	(443)	(137)	(304)
	%	%	%	%	%	%	%	%
Strongly/Somewhat support	60	42	34	52	62	79	69	84
Strongly support	21	11	8	14	20	32	20	39
Somewhat support	39	31	26	38	41	46	49	45
Strongly/Somewhat oppose	40	57	66	47	37	20	32	15
Somewhat oppose	26	34	35	32	24	17	23	13
Strongly oppose	14	23	30	15	13	4	8	2

How much do you support or oppose the following policy? Set strict carbon dioxide emission limits on existing coal-fired power plants to reduce global warming and improve public health. Power plants would have to reduce their emissions and/or invest in renewable energy and energy efficiency. The cost of electricity to consumers and companies would likely increase. (Spring, 2014)

		Democrats				Republicans		
	Total Registered Voters	Total	Liberal	Mod/Con	Ind/Other	Total	Liberal/Mod	Con
Unweighted Base	(860)	(401)	(202)	(198)	(85)**	(335)	(104)	(228)
	%	%	%	%	%	%	%	%
Strongly/Somewhat support	64	82	89	76	48	43	65	31
Strongly support	19	29	40	19	20	9	15	5
Somewhat support	45	53	50	57	29	34	50	26
Strongly/Somewhat oppose	35	18	11	23	50	57	35	69
Somewhat oppose	22	13	9	17	30	33	25	38
Strongly oppose	13	4	1	7	20	24	11	31

Note: -- = 0; * = >0 but <0.5; ** = Caution: small base.

How much do you support or oppose the following policy? Set strict carbon dioxide emission limits on existing coal-fired power plants to reduce global warming and improve public health. Power plants would have to reduce their emissions and/or invest in renewable energy and energy efficiency. The cost of electricity to consumers and companies would likely increase. (Fall, 2015)

		Democrats				Republicans		
	Total Registered Voters	Total	Liberal	Mod/Con	Ind/Other	Total	Liberal/Mod	Con
Unweighted Base	(1,070)	(458)	(254)	(204)	(109)	(443)	(137)	(304)
	%	%	%	%	%	%	%	%
Strongly/Somewhat support	65	84	92	75	65	47	66	37
Strongly support	20	30	40	20	21	10	18	6
Somewhat support	46	54	52	55	44	37	49	31
Strongly/Somewhat oppose	33	15	8	24	35	52	34	62
Somewhat oppose	18	8	6	10	16	30	27	31
Strongly oppose	15	8	2	14	19	22	7	31

In December 2015, the United Nations will host an international summit in Paris to negotiate a global agreement to limit global warming. In your opinion, how important is it that the world reach an agreement this year in Paris to limit global warming?

		Democrats				Republicans		
	Total Registered Voters	Total	Liberal	Mod/Con	Ind/Other	Total	Liberal/Mod	Con
Unweighted Base	(1,070)	(458)	(254)	(204)	(109)	(443)	(137)	(304)
	%	%	%	%	%	%	%	%
Extremely/Very/Moderately important	62	79	87	68	62	46	65	36
Extremely important	21	34	41	25	18	9	15	6
Very important	24	31	34	27	25	17	24	14
Moderately important	18	14	12	16	18	20	26	17
A little bit important	11	7	4	11	9	15	13	17
Not at all important	14	3	2	4	15	27	13	34
Not sure	13	12	7	17	14	12	10	13

Note: -- = 0; * = >0 but <0.5; ** = Caution: small base.

Do you think each of the following should be doing more or less to address global warming?

Developing countries (such as China, India, and Brazil)

		Democrats				Republicans		
	Total Registered Voters	Total	Liberal	Mod/Con	Ind/Other	Total	Liberal/Mod	Con
Unweighted Base	(1,070)	(458)	(254)	(204)	(109)	(443)	(137)	(304)
	%	%	%	%	%	%	%	%
Much More/More	74	86	90	81	68	66	73	62
Much more	36	45	50	39	36	28	35	23
More	38	41	40	42	32	38	39	39
Currently doing the right amount	16	11	8	15	17	18	19	18
Much Less/Less	10	3	3	3	15	15	4	14
Less	4	2	3	2	7	5	4	14
Much Less	6	1	--	1	8	10	--	1

Corporations and industry

		Democrats				Republicans		
	Total Registered Voters	Total	Liberal	Mod/Con	Ind/Other	Total	Liberal/Mod	Con
Unweighted Base	(1,070)	(458)	(254)	(204)	(109)	(443)	(137)	(304)
	%	%	%	%	%	%	%	%
Much More/More	73	87	92	81	73	59	73	52
Much more	40	54	64	43	46	23	35	17
More	33	33	28	38	27	36	38	35
Currently doing the right amount	16	10	5	14	14	23	18	25
Much Less/Less	11	4	3	5	12	18	9	22
Less	4	1	1	2	7	6	4	8
Much Less	7	3	2	3	5	12	5	15

Note: -- = 0; * = >0 but <0.5; ** = Caution: small base.

Do you think each of the following should be doing more or less to address global warming? (Cont'd.)

Citizens themselves

		Democrats				Republicans		
	Total Registered Voters	Total	Liberal	Mod/Con	Ind/Other	Total	Liberal/Mod	Con
Unweighted Base	(1,070)	(458)	(254)	(204)	(109)	(443)	(137)	(304)
	%	%	%	%	%	%	%	%
Much More/More	68	83	87	78	67	54	67	47
Much more	23	30	35	24	29	16	23	13
More	45	53	52	54	38	38	44	35
Currently doing the right amount	20	14	10	19	17	26	22	29
Much Less/Less	12	3	3	3	15	20	11	24
Less	6	3	3	2	11	9	7	9
Much Less	6	1	--	1	4	11	5	14

Other industrialized countries (such as England, Germany, and Japan)

		Democrats				Republicans		
	Total Registered Voters	Total	Liberal	Mod/Con	Ind/Other	Total	Liberal/Mod	Con
Unweighted Base	(1,070)	(458)	(254)	(204)	(109)	(443)	(137)	(304)
	%	%	%	%	%	%	%	%
Much More/More	67	82	86	78	62	54	67	48
Much more	23	30	36	24	27	15	21	12
More	43	52	50	54	34	39	46	36
Currently doing the right amount	22	15	13	17	21	27	25	28
Much Less/Less	11	3	1	4	17	18	8	24
Less	5	2	1	3	8	7	4	9
Much Less	6	1	--	1	9	12	5	15

Note: -- = 0; * = >0 but <0.5; ** = Caution: small base.

Do you think each of the following should be doing more or less to address global warming? (Cont'd.)

The United States

		Democrats				Republicans		
	Total Registered Voters	Total	Liberal	Mod/Con	Ind/Other	Total	Liberal/Mod	Con
Unweighted Base	(1,070)	(458)	(254)	(204)	(109)	(443)	(137)	(304)
	%	%	%	%	%	%	%	%
Much More/More	64	83	88	77	60	47	68	37
Much more	24	36	47	24	25	12	19	8
More	40	47	41	54	36	36	49	29
Currently doing the right amount	22	13	10	17	21	30	24	33
Much Less/Less	13	3	2	5	18	23	8	30
Less	5	2	2	3	9	8	2	11
Much Less	8	1	--	2	9	15	6	19

The United Nations

		Democrats				Republicans		
	Total Registered Voters	Total	Liberal	Mod/Con	Ind/Other	Total	Liberal/Mod	Con
Unweighted Base	(1,070)	(458)	(254)	(204)	(109)	(443)	(137)	(304)
	%	%	%	%	%	%	%	%
Much More/More	64	81	85	76	61	49	66	40
Much more	25	32	37	27	25	17	22	14
More	39	48	48	49	36	32	43	26
Currently doing the right amount	20	15	11	19	15	25	23	26
Much Less/Less	15	4	3	4	24	26	10	34
Less	6	3	3	3	10	8	5	10
Much Less	9	1	--	1	14	18	5	25

Note: -- = 0; * = >0 but <0.5; ** = Caution: small base.

Do you think each of the following should be doing more or less to address global warming? (Cont'd.)

The U.S. Congress

		Democrats				Republicans		
	Total Registered Voters	Total	Liberal	Mod/Con	Ind/Other	Total	Liberal/Mod	Con
Unweighted Base	(1,070)	(458)	(254)	(204)	(109)	(443)	(137)	(304)
	%	%	%	%	%	%	%	%
Much More/More	59	77	86	67	61	41	53	34
Much more	26	39	49	27	28	14	20	10
More	33	38	36	40	32	27	33	25
Currently doing the right amount	20	18	10	27	10	24	28	22
Much Less/Less	20	5	4	6	28	35	19	43
Less	9	3	4	2	10	16	11	18
Much Less	11	2	*	4	18	19	8	25

President Obama

		Democrats				Republicans		
	Total Registered Voters	Total	Liberal	Mod/Con	Ind/Other	Total	Liberal/Mod	Con
Unweighted Base	(1,070)	(458)	(254)	(204)	(109)	(443)	(137)	(304)
	%	%	%	%	%	%	%	%
Much More/More	48	59	65	52	45	36	50	29
Much more	15	16	18	12	17	13	20	9
More	33	44	47	40	28	23	30	20
Currently doing the right amount	28	37	32	42	26	18	24	15
Much Less/Less	24	4	4	6	28	45	26	55
Less	9	2	2	2	9	16	15	17
Much Less	16	2	*	4	19	30	11	39

Note: -- = 0; * = >0 but <0.5; ** = Caution: small base.

Please indicate whether you agree or disagree with the following statements. If our nation takes steps to reduce global warming, it will...

Provide a better life for our children and grandchildren

		Democrats				Republicans		
	Total Registered Voters	Total	Liberal	Mod/Con	Ind/Other	Total	Liberal/Mod	Con
Unweighted Base	(1,070)	(458)	(254)	(204)	(109)	(443)	(137)	(304)
	%	%	%	%	%	%	%	%
Strongly/Moderately agree	64	81	87	74	62	49	64	41
Strongly agree	34	49	58	38	33	20	27	16
Moderately agree	30	33	29	36	28	29	38	25
Neither agree nor disagree	16	11	6	16	21	20	16	22
Strongly/Moderately disagree	11	2	2	2	10	21	10	27
Moderately disagree	4	1	1	1	2	8	4	9
Strongly disagree	7	1	1	1	8	13	5	17
Don't know	7	4	3	5	4	10	8	10
Prefer not to answer	2	2	1	3	1	1	2	1

Improve people's health

		Democrats				Republicans		
	Total Registered Voters	Total	Liberal	Mod/Con	Ind/Other	Total	Liberal/Mod	Con
Unweighted Base	(1,070)	(458)	(254)	(204)	(109)	(443)	(137)	(304)
	%	%	%	%	%	%	%	%
Strongly/Moderately agree	59	74	83	64	61	45	56	39
Strongly agree	26	41	50	30	26	13	19	9
Moderately agree	33	34	33	34	35	32	37	29
Neither agree nor disagree	20	15	11	21	18	25	25	25
Strongly/Moderately disagree	11	3	3	3	12	19	9	24
Moderately disagree	5	2	1	3	6	7	4	8
Strongly disagree	6	1	2	1	6	13	5	16
Don't know	8	5	3	8	6	9	6	11
Prefer not to answer	2	2	1	4	1	2	3	1

Note: -- = 0; * = >0 but <0.5; ** = Caution: small base.

Please indicate whether you agree or disagree with the following statements. If our nation takes steps to reduce global warming, it will... (Cont'd.)

Cause energy prices to rise

		Democrats				Republicans		
	Total Registered Voters	Total	Liberal	Mod/Con	Ind/Other	Total	Liberal/Mod	Con
Unweighted Base	(1,070)	(458)	(254)	(204)	(109)	(443)	(137)	(304)
	%	%	%	%	%	%	%	%
Strongly/Moderately agree	57	47	45	51	62	68	59	72
Strongly agree	23	11	7	15	29	37	20	44
Moderately agree	34	36	37	36	34	31	39	28
Neither agree nor disagree	21	27	25	28	21	16	24	11
Strongly/Moderately disagree	10	15	20	10	10	6	5	6
Moderately disagree	6	9	12	5	6	3	3	3
Strongly disagree	5	7	8	5	4	3	2	3
Don't know	9	8	9	7	3	9	9	9
Prefer not to answer	2	2	*	4	1	1	2	1

Save many plant and animal species from extinction

		Democrats				Republicans		
	Total Registered Voters	Total	Liberal	Mod/Con	Ind/Other	Total	Liberal/Mod	Con
Unweighted Base	(1,070)	(458)	(254)	(204)	(109)	(443)	(137)	(304)
	%	%	%	%	%	%	%	%
Strongly/Moderately agree	55	74	81	65	57	37	50	31
Strongly agree	24	36	44	26	32	12	18	8
Moderately agree	31	38	37	39	26	26	32	23
Neither agree nor disagree	21	15	8	22	22	26	29	25
Strongly/Moderately disagree	14	4	5	3	11	24	11	31
Moderately disagree	5	2	3	1	3	8	5	10
Strongly disagree	9	2	2	2	8	16	6	21
Don't know	9	6	5	7	6	10	7	12
Prefer not to answer	2	2	*	4	1	2	2	1

Note: -- = 0; * = >0 but <0.5; ** = Caution: small base.

Please indicate whether you agree or disagree with the following statements. If our nation takes steps to reduce global warming, it will... (Cont'd.)

Protect God's creation

		Democrats				Republicans		
	Total Registered Voters	Total	Liberal	Mod/Con	Ind/Other	Total	Liberal/Mod	Con
Unweighted Base	(1,070)	(458)	(254)	(204)	(109)	(443)	(137)	(304)
	%	%	%	%	%	%	%	%
Strongly/Moderately agree	45	52	49	55	42	41	48	37
Strongly agree	22	27	28	27	23	17	22	15
Moderately agree	23	25	22	29	19	23	25	23
Neither agree nor disagree	24	23	23	24	18	24	25	24
Strongly/Moderately disagree	14	8	8	8	15	22	15	25
Moderately disagree	4	1	1	2	4	6	6	6
Strongly disagree	11	7	7	6	11	16	9	19
Don't know	10	8	8	7	11	10	8	11
Prefer not to answer	7	9	11	6	10	3	5	2

Protect the world's poorest people from environmental harm caused by the world's richest people

		Democrats				Republicans		
	Total Registered Voters	Total	Liberal	Mod/Con	Ind/Other	Total	Liberal/Mod	Con
Unweighted Base	(1,070)	(458)	(254)	(204)	(109)	(443)	(137)	(304)
	%	%	%	%	%	%	%	%
Strongly/Moderately agree	38	57	67	44	36	20	29	15
Strongly agree	14	22	28	14	19	6	9	4
Moderately agree	24	35	39	30	17	15	20	11
Neither agree nor disagree	27	24	19	31	27	30	32	29
Strongly/Moderately disagree	22	8	6	11	25	36	26	41
Moderately disagree	9	5	4	8	11	12	10	13
Strongly disagree	13	3	2	4	14	24	17	28
Don't know	12	8	8	9	8	12	9	13
Prefer not to answer	2	2	*	5	2	2	3	2

Note: -- = 0; * = >0 but <0.5; ** = Caution: small base.

Please indicate whether you agree or disagree with the following statements. If our nation takes steps to reduce global warming, it will... (Cont'd.)

Save many people around the world from poverty and starvation

		Democrats				Republicans		
	Total Registered Voters	Total	Liberal	Mod/Con	Ind/Other	Total	Liberal/Mod	Con
Unweighted Base	(1,070)	(458)	(254)	(204)	(109)	(443)	(137)	(304)
	%	%	%	%	%	%	%	%
Strongly/Moderately agree	29	43	53	31	30	15	26	9
Strongly agree	12	20	25	14	16	4	7	2
Moderately agree	17	23	29	17	14	11	19	7
Neither agree nor disagree	30	30	23	39	28	31	36	28
Strongly/Moderately disagree	26	15	13	17	26	39	26	46
Moderately disagree	11	7	7	9	15	13	13	13
Strongly disagree	15	7	6	9	11	26	13	33
Don't know	14	10	11	10	12	13	9	16
Prefer not to answer	2	2	*	4	1	2	3	1

Cost jobs and harm our economy

		Democrats				Republicans		
	Total Registered Voters	Total	Liberal	Mod/Con	Ind/Other	Total	Liberal/Mod	Con
Unweighted Base	(1,070)	(458)	(254)	(204)	(109)	(443)	(137)	(304)
	%	%	%	%	%	%	%	%
Strongly/Moderately agree	28	14	10	19	32	43	25	51
Strongly agree	14	6	4	9	17	24	11	29
Moderately agree	14	8	6	10	14	19	14	22
Neither agree nor disagree	25	26	21	32	32	23	34	18
Strongly/Moderately disagree	34	49	62	35	26	22	30	18
Moderately disagree	17	22	25	19	10	14	19	11
Strongly disagree	17	27	37	16	15	9	11	7
Don't know	11	9	7	11	8	11	8	12
Prefer not to answer	2	2	*	4	1	2	3	1

Note: -- = 0; * = >0 but <0.5; ** = Caution: small base.

Please indicate whether you agree or disagree with the following statements. If our nation takes steps to reduce global warming, it will... (Cont'd.)

Interfere with the free market

		Democrats				Republicans		
	Total Registered Voters	Total	Liberal	Mod/Con	Ind/Other	Total	Liberal/Mod	Con
Unweighted Base	(1,070)	(458)	(254)	(204)	(109)	(443)	(137)	(304)
	%	%	%	%	%	%	%	%
Strongly/Moderately agree	27	15	16	15	33	39	24	47
Strongly agree	12	4	2	6	15	21	10	26
Moderately agree	15	11	14	9	18	19	13	21
Neither agree nor disagree	29	31	24	38	30	28	40	22
Strongly/Moderately disagree	26	39	48	29	19	16	19	15
Moderately disagree	13	17	20	15	9	9	11	8
Strongly disagree	13	22	28	15	10	7	8	6
Don't know	15	12	10	15	13	15	15	15
Prefer not to answer	2	2	1	4	1	2	3	2

Harm poor people more than it helps them

		Democrats				Republicans		
	Total Registered Voters	Total	Liberal	Mod/Con	Ind/Other	Total	Liberal/Mod	Con
Unweighted Base	(1,070)	(458)	(254)	(204)	(109)	(443)	(137)	(304)
	%	%	%	%	%	%	%	%
Strongly/Moderately agree	21	13	10	16	22	30	20	34
Strongly agree	10	5	4	6	12	15	9	19
Moderately agree	11	8	6	10	10	15	11	16
Neither agree nor disagree	25	23	17	29	26	27	24	28
Strongly/Moderately disagree	40	53	66	37	43	30	44	22
Moderately disagree	17	19	21	16	15	16	27	10
Strongly disagree	23	34	45	21	28	14	17	12
Don't know	12	10	7	14	6	12	9	14
Prefer not to answer	2	2	*	4	1	2	4	1

Note: -- = 0; * = >0 but <0.5; ** = Caution: small base.

Global Warming Beliefs and Attitudes

What do you think: Do you think that global warming is happening? (Spring, 2014)

		Democrats				Republicans		
	Total Registered Voters	Total	Liberal	Mod/Con	Ind/Other	Total	Liberal/Mod	Con
Unweighted Base	(860)	(401)	(202)	(198)	(85)**	(335)	(104)	(228)
	%	%	%	%	%	%	%	%
Yes	66	88	93	84	59	40	61	28
No	21	5	3	6	26	40	19	51
Don't know	14	7	4	10	15	20	20	20

What do you think: Do you think that global warming is happening? (Fall, 2015)

		Democrats				Republicans		
	Total Registered Voters	Total	Liberal	Mod/Con	Ind/Other	Total	Liberal/Mod	Con
Unweighted Base	(1,070)	(458)	(254)	(204)	(109)	(443)	(137)	(304)
	%	%	%	%	%	%	%	%
Yes	68	86	92	79	68	51	65	43
No	17	3	3	4	16	32	11	43
Don't know	15	10	5	17	15	17	23	14

Note: -- = 0; * = >0 but <0.5; ** = Caution: small base.

Assuming global warming is happening, do you think it is...

		Democrats				Republicans		
	Total Registered Voters	Total	Liberal	Mod/ Con	Ind/ Other	Total	Liberal/ Mod	Con
Unweighted Base	(1,070)	(458)	(254)	(204)	(109)	(443)	(137)	(304)
	%	%	%	%	%	%	%	%
Caused mostly by human activities	52	72	82	62	62	30	43	22
Caused mostly by natural changes in the environment	34	19	11	28	27	50	43	53
Caused by both human activities and natural changes (volunteered)	6	6	6	6	4	6	9	4
Other	2	1	1	2	4	1	2	*
None of the above because global warming isn't happening	7	1	*	2	3	14	3	20

Note: -- = 0; * = >0 but <0.5; ** = Caution: small base.

To the best of your knowledge, what percentage of climate scientists think that human-caused global warming is happening? Please click on the slider bar below to indicate your answer. You can slide the indicator to the position that best describes your opinion. If the indicator does not work, you can enter a number in the number box. (Spring, 2014)

		Democrats				Republicans		
	Total Registered Voters	Total	Liberal	Mod/Con	Ind/Other	Total	Liberal/Mod	Con
Unweighted Base	(860)	(401)	(202)	(198)	(85)**	(335)	(104)	(228)
	%	%	%	%	%	%	%	%
0-10	2	2	2	3	4	1	1	2
11-20	1	1	1	1	3	2	0	4
21-30	5	4	1	6	5	8	5	9
31-40	3	2	2	2	1	4	5	4
41-50	15	11	8	13	16	21	20	23
51-60	7	4	2	6	9	9	13	8
61-70	7	8	5	10	4	8	11	7
71-80	15	19	19	20	12	13	16	10
81-90	8	12	17	8	9	4	7	3
91-100	10	17	29	7	7	3	1	4
Mean (including "Don't know" = 0)	48	57	67	48	41	41	46	38
Median (including "Don't know" = 0)	50	69	78	55	50	50	50	46
Don't know enough to say	25	20	14	25	29	27	22	28

Note: -- = 0; * = >0 but <0.5; ** = Caution: small base.

To the best of your knowledge, what percentage of climate scientists think that human-caused global warming is happening? Please click on the slider bar below to indicate your answer. You can slide the indicator to the position that best describes your opinion. If the indicator does not work, you can enter a number in the number box. (Fall, 2015)

		Democrats				Republicans		
	Total Registered Voters	Total	Liberal	Mod/Con	Ind/Other	Total	Liberal/Mod	Con
Unweighted Base	(1,070)	(458)	(254)	(204)	(109)	(443)	(137)	(304)
	%	%	%	%	%	%	%	%
0-10	2	0	0	0	3	3	1	4
11-20	2	1	0	3	1	2	0	3
21-30	4	2	2	3	5	6	4	7
31-40	2	1	0	2	5	3	4	3
41-50	14	9	7	11	17	17	16	18
51-60	5	4	3	5	7	6	8	6
61-70	6	6	2	11	7	5	5	8
71-80	18	19	19	17	17	20	23	17
81-90	10	13	17	10	10	7	9	6
91-100	13	25	34	13	10	5	5	5
Mean (including "Don't know" = 0)	51	61	70	51	49	45	48	43
Median (including "Don't know" = 0)	59	75	84	60	50	50	51	50
Don't know enough to say	24	19	14	25	20	25	26	24

Note: -- = 0; * = >0 but <0.5; ** = Caution: small base.

How worried are you about global warming? (Spring, 2014)

		Democrats				Republicans		
	Total Registered Voters	Total	Liberal	Mod/Con	Ind/Other	Total	Liberal/Mod	Con
Unweighted Base	(860)	(401)	(202)	(198)	(85)**	(335)	(104)	(228)
	%	%	%	%	%	%	%	%
Very/Somewhat	56	81	84	77	37	30	51	19
Very	16	27	31	23	11	3	6	2
Somewhat	40	54	53	54	26	27	45	17
Not very/Not at all	44	19	16	23	63	70	49	81
Not very	26	15	14	16	38	37	38	37
Not at all	17	5	2	7	25	33	11	45

How worried are you about global warming? (Fall, 2015)

		Democrats				Republicans		
	Total Registered Voters	Total	Liberal	Mod/Con	Ind/Other	Total	Liberal/Mod	Con
Unweighted Base	(1,070)	(458)	(254)	(204)	(109)	(443)	(137)	(304)
	%	%	%	%	%	%	%	%
Very/Somewhat	56	75	83	66	53	36	50	28
Very	15	27	35	18	12	4	8	3
Somewhat	41	48	48	49	41	31	43	25
Not very/Not at all	45	25	18	34	47	65	50	72
Not very	29	21	14	28	31	37	40	35
Not at all	16	4	3	6	16	28	10	37

Note: -- = 0; * = >0 but <0.5; ** = Caution: small base.

Appendix II: Survey Method

The data in this report are based on a nationally representative survey of 1,330 American adults, aged 18 and older, conducted September 30–October 19, 2015. All questionnaires were self-administered by respondents in a web-based environment. The survey took, on average, about 24 minutes to complete.

The sample was drawn from GfK's KnowledgePanel®, an online panel of members drawn using probability sampling methods. Prospective members are recruited using a combination of random digit dial and address-based sampling techniques that cover virtually all (non-institutional) resident phone numbers and addresses in the United States. Those contacted who would choose to join the panel but do not have access to the Internet are loaned computers and given Internet access so they may participate.

The sample therefore includes a representative cross-section of American adults – irrespective of whether they have Internet access, use only a cell phone, etc. Key demographic variables were weighted, post survey, to match US Census Bureau norms.

The survey instrument was designed by Anthony Leiserowitz, Geoff Feinberg, and Seth Rosenthal of Yale University, and Edward Maibach and Connie Roser-Renouf of George Mason University.

Margins of error

All samples are subject to some degree of sampling error – that is, statistical results obtained from a sample can be expected to differ somewhat from results that would be obtained if every member of the target population was interviewed. Average margins of error, at the 95% confidence level, are as follows:

Subgroup margins of error are:

- Democrats (total): Plus or minus 5 points.
- Liberal Democrats: Plus or minus 6 points.
- Moderate/conservative Democrats: Plus or minus 7 points.
- Independents: Plus or minus 9 points.
- Republicans (total): Plus or minus 5 points.
- Liberal/moderate Republicans: Plus or minus 8 points.
- Conservative Republicans: Plus or minus 6 points.

Rounding error

For tabulation purposes, percentage points are rounded off to the nearest whole number. As a result, percentages in a given chart may total slightly higher or lower than 100%. Summed response categories (e.g., “strongly trust” + “somewhat trust”) are also rounded.

Appendix III: Demographics

Registered Voters Demographics

	N (unweighted) 1,070	% (weighted) 100
Total		
Men	493	50
Women	577	50
Millennial (18-30)	141	18
Generation X (31-48)	254	27
Baby Boomer (49-67)	465	40
WWII (68+)	210	16
Less than high school	63	9
High school graduate	263	27
Some college/Associate degree	336	31
College graduate	221	18
Post graduate	187	15
<\$25K	144	14
\$25K - <\$50K	234	22
\$50K - <\$75K	204	18
\$75K - <\$100K	157	16
\$100K - <\$125K	158	15
\$125K+	173	16
Hispanic	87	11
White, non-Hispanic	819	71
Black, African-American non-Hispanic	100	11
Other non-Hispanic	64	7
Northeast	209	19
Midwest	267	22
South	360	38
West	234	21

Total Sample Demographics

	N (unweighted) 1,330	% (weighted) 100
Total		
Men	609	48
Women	721	52
Millennial (18-30)	231	23
Generation X (31-48)	333	28
Baby Boomer (49-67)	536	36
WWII (68+)	230	13
Less than high school	110	12
High school graduate	363	30
Some college/tech	398	29
College graduate	254	17
Post graduate	205	13
<\$25K	221	18
\$25K - <\$50K	296	23
\$50K - <\$75K	253	19
\$75K - <\$100K	187	14
\$100K - <\$125K	175	13
\$125K+	198	14
Hispanic	144	15
White, non-Hispanic	965	66
Black, African-American non-Hispanic	129	12
Other non-Hispanic	92	8
Northeast	250	18
Midwest	320	21
South	447	37
West	313	23

