

# POLITICS & GLOBAL WARMING, MAY 2017



YALE PROGRAM ON  
Climate Change  
Communication



GEORGE MASON UNIVERSITY  
CENTER for CLIMATE CHANGE  
COMMUNICATION

## Table of Contents

Introduction .....	2
Reading Notes .....	3
Key Findings.....	4
1. The Politics of Global Warming Beliefs .....	7
2. Should the U.S. Act on Global Warming? .....	10
3. Who is Responsible to Act on Global Warming?.....	11
4. Support for Policies to Address the Pollution that Causes Global Warming.....	13
5. Individual and Collective Action to Reduce Global Warming.....	16
Appendix I: Data Tables .....	22
Appendix II: Survey Method .....	51
Appendix III: Sample Demographics.....	52

## Introduction

This report is based on findings from a nationally representative survey – *Climate Change in the American Mind* – conducted by the [Yale Program on Climate Change Communication \(climatecommunication.yale.edu\)](http://climatecommunication.yale.edu) and the [George Mason University Center for Climate Change Communication \(climatechangecommunication.org\)](http://climatechangecommunication.org). Interview dates: May 18 – June 6, 2017. Interviews: 1,266 Adults (18+), 1,070 of whom are registered to vote. Average margin of error for both the full sample and registered voter subset: +/- 3 percentage points at the 95% confidence level. The research was funded by the 11th Hour Project, the Energy Foundation, the Grantham Foundation, and the MacArthur Foundation.

### Principal Investigators:

Anthony Leiserowitz, PhD  
Yale Program on Climate Change Communication  
[anthony.leiserowitz@yale.edu](mailto:anthony.leiserowitz@yale.edu)

Edward Maibach, MPH, PhD  
George Mason University Center for Climate Change Communication  
[emaibach@gmu.edu](mailto:emaibach@gmu.edu)

Connie Roser-Renouf, PhD  
George Mason University Center for Climate Change Communication  
[croserre@gmu.edu](mailto:croserre@gmu.edu)

Seth Rosenthal, PhD  
Yale Program on Climate Change Communication  
[seth.rosenthal@yale.edu](mailto:seth.rosenthal@yale.edu)

Matthew Cutler, PhD  
Yale Program on Climate Change Communication  
[matthew.cutler@yale.edu](mailto:matthew.cutler@yale.edu)

Cite as: Leiserowitz, A., Maibach, E., Roser-Renouf, C., Rosenthal, S., & Cutler, M. (2017). *Politics & Global Warming, May 2017*. Yale University and George Mason University. New Haven, CT: Yale Program on Climate Change Communication.

## Reading notes

- This report is based only on registered voters.
- References to Republicans and Democrats throughout include respondents who initially identify as either a Republican or Democrat as well as those who do not initially identify as Republicans or Democrats but who say they “lean” toward one party or the other in a follow-up question. The category “Independents” does not include any of these “leaners.”
- In all tables and charts, bases specified are unweighted, but percentages are weighted.
- Weighted percentages among registered voters of each of the groups discussed in this report:
  - Democrats (total) including leaners: 44%
    - Liberal Democrats: 23%
    - Moderate/Conservative Democrats: 21%
      - (Moderate Democrats: 17%; Conservative Democrats: 4%)
  - Independents excluding leaners: 11%
  - Republicans (total) including leaners: 38%
    - Liberal/Moderate Republicans: 11%
      - (Liberal Republicans: 1%; Moderate Republicans: 10%)
    - Conservative Republicans: 27%
  - No party/Not interested in politics/Refused: 6% (included in results reported for “All Registered Voters” only)
- In the appendix tables, note that: -- = 0; \* = >0 but <0.5.
- For tabulation purposes, percentage points are rounded off to the nearest whole number. As a result, percentages in a given chart may total slightly higher or lower than 100%. Summed response categories (e.g., “strongly support” + “somewhat support”) are rounded after sums are calculated (e.g., 1.3% + 1.3% = 2.6%, which, after rounding = 3%).

## Key Findings

Drawing on a nationally representative survey (n=1,266; including 1,070 registered voters), this report describes how American registered Republican, Democratic, and Independent voters view global warming, personal and collective action, and climate policies:

### Acting on Global Warming

Most registered voters say that a range of actors – in government, industry, and civil society – should be doing more to address global warming, regardless of what other countries do.

- Across party lines, a majority of registered voters say corporations and industry should do more to address global warming (74% of all registered voters; 89% of Democrats, 75% of Independents, and 56% of Republicans).
- At least half of registered voters – including Democrats, Independents, and liberal/moderate Republicans, but not conservative Republicans – think citizens, the U.S. Congress, and their own member of Congress should do more to address global warming. More than half of Democrats and Independents think President Trump should do more.
- Half of registered voters (52%) think global warming should be a high or very high priority for the president and Congress, including nearly four out of five Democrats (78%) and half of Independents (54%), but only one in four Republicans (24%).
- Most registered voters (68%) think the U.S. should reduce its greenhouse gas emissions, regardless of what other countries do. Majorities of liberal Democrats (89%), moderate/conservative Democrats (78%), and liberal/moderate Republicans (62%) take this position, as well as nearly half of conservative Republicans (47%).

### Energy Policies

Most registered voters support a range of policies to promote clean energy and reduce carbon pollution and dependence on fossil fuels. Democrats are the most likely to support such policies, but majorities of Independents and Republicans support many policies as well. These include:

- Funding more research into renewable energy sources such as solar and wind power (86% of all registered voters, 95% of Democrats, 82% of Independents, and 76% of Republicans).
- Providing tax rebates to people who purchase energy-efficient vehicles or solar panels (84% of all registered voters, 95% of Democrats, 82% of Independents, and 74% of Republicans).
- Regulating carbon dioxide as a pollutant (77% of all registered voters, 94% of Democrats, 75% of Independents, and 57% of Republicans).
- Requiring fossil fuel companies to pay a carbon tax and using the money to reduce other taxes (such as income tax) by an equal amount – a plan often referred to as a “revenue neutral carbon tax” (70% of all registered voters, 88% of Democrats, 68% of Independents, and 48% of Republicans).



- Setting strict carbon dioxide emission limits on existing coal-fired power plants to reduce global warming and improve public health, even if the cost of electricity to consumers and companies would likely increase (69% of all registered voters, 90% of Democrats, 67% of Independents, and 46% of Republicans).

### **Individual and Collective Action**

Many more voters say they would advocate for climate policy with their elected representatives than have actually done so. Most say no one has ever asked them to take such an action, and many feel their actions wouldn't make a difference.

- Three in ten registered voters (31%) are participating, or would participate, in a campaign to convince elected officials to take action to reduce global warming (49% of Democrats, 30% of Independents, but only 11% of Republicans).
- However, only one in eight registered voters (12%) say they have actually contacted an elected official during the past 12 months to urge them to take action to reduce global warming, although the rate is much higher among liberal Democrats (29%; an increase of 13 percentage points since March 2016).
- More than three in four registered voters (78%) say nobody has ever asked them to contact elected officials about global warming. This is true across the political spectrum: 78% of Democrats, 70% of Independents, and 78% of Republicans have never been asked.
- Two in three registered voters have never been contacted by an organization working to reduce global warming. This is true across the political spectrum: 65% of Democrats, 60% of Independents, and 71% of Republicans have never been contacted.
- A majority of registered voters (52%) would vote for a candidate for public office because of their position on global warming (71% of Democrats, 57% of Independents, but only 30% of Republicans).
- Most registered voters say that contacting elected officials about global warming wouldn't make any difference (64%). Only one in five registered voters (22%) think people can affect what the government does about global warming (27% of Democrats, 23% of Independents, and 17% of Republicans).
- Most registered voters say they don't contact elected officials because they're not an activist (62%), they don't know which elected officials to contact (52%), or they wouldn't know what to say (51%).

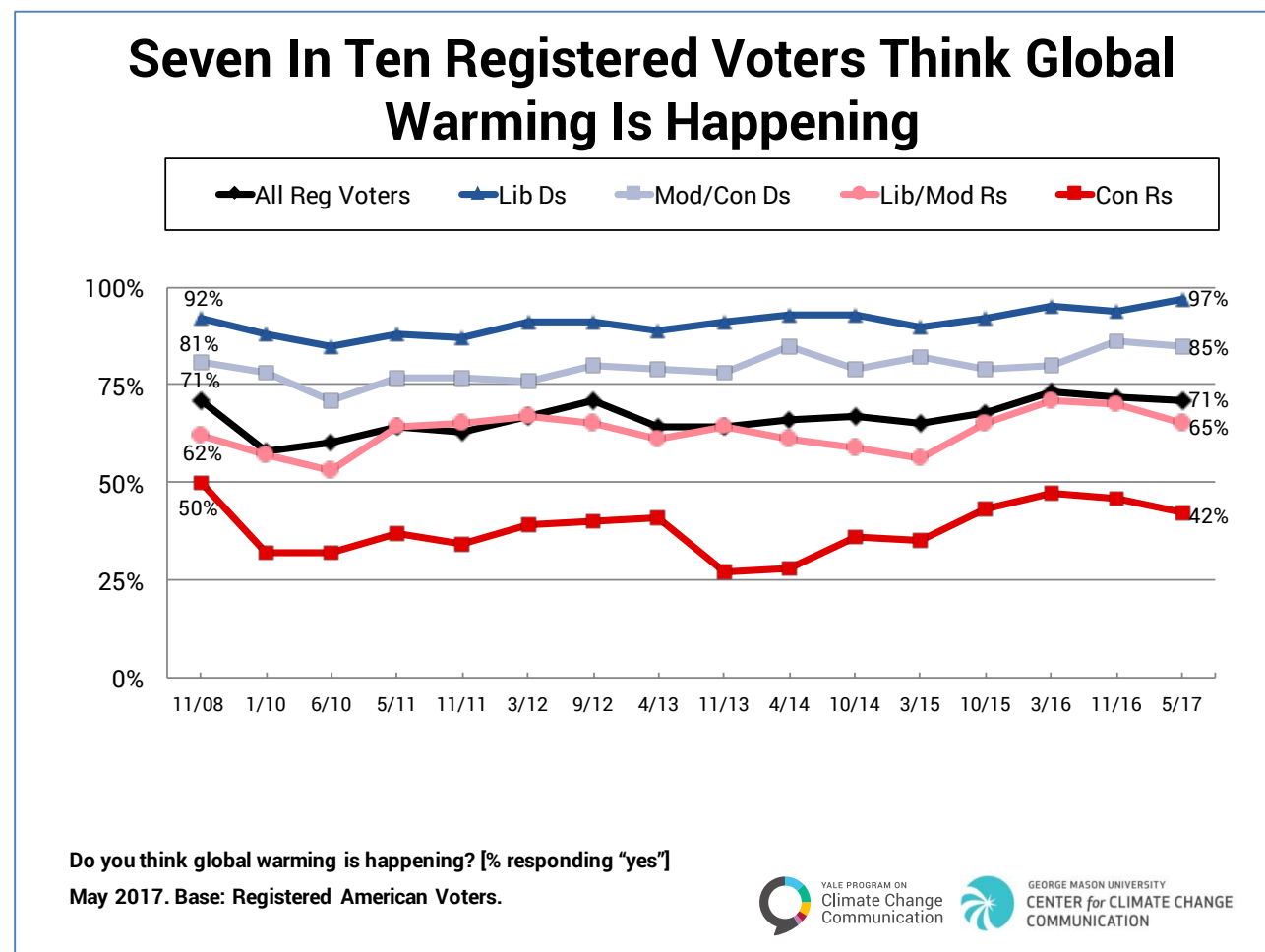
### **Global Warming Beliefs and Attitudes**

- Seven in ten registered voters (71%) think global warming is happening, including 97% of liberal Democrats, 85% of moderate/conservative Democrats and 65% of liberal/moderate Republicans, but only 42% of conservative Republicans.
- A majority of registered voters (56%) think global warming is caused mostly by human activities, including 87% of liberal Democrats and 62% of moderate/conservative Democrats, but only 45% of liberal/moderate Republicans and 30% of conservative Republicans.
- A majority of registered voters (55%) are "very" or "somewhat" worried about global warming, including 86% of liberal Democrats and 72% of moderate/conservative Democrats, but only 43% of liberal/moderate Republicans and 23% of conservative Republicans.

## 1. The Politics of Global Warming Beliefs

### 1.1. Seven in ten registered voters think global warming is happening.

Seven in ten registered voters (71%) think global warming is happening, the same percentage as in our first survey in November 2008. This includes nearly all liberal Democrats (97%; five percentage points higher than in 2008), a large majority of moderate/conservative Democrats (85%), and a majority of liberal/moderate Republicans (65%). In contrast, fewer than half of conservative Republicans (42%) think global warming is happening – eight percentage points lower than in 2008, but fifteen points higher than its low point in 2013 (see Table, pp. 22–23).



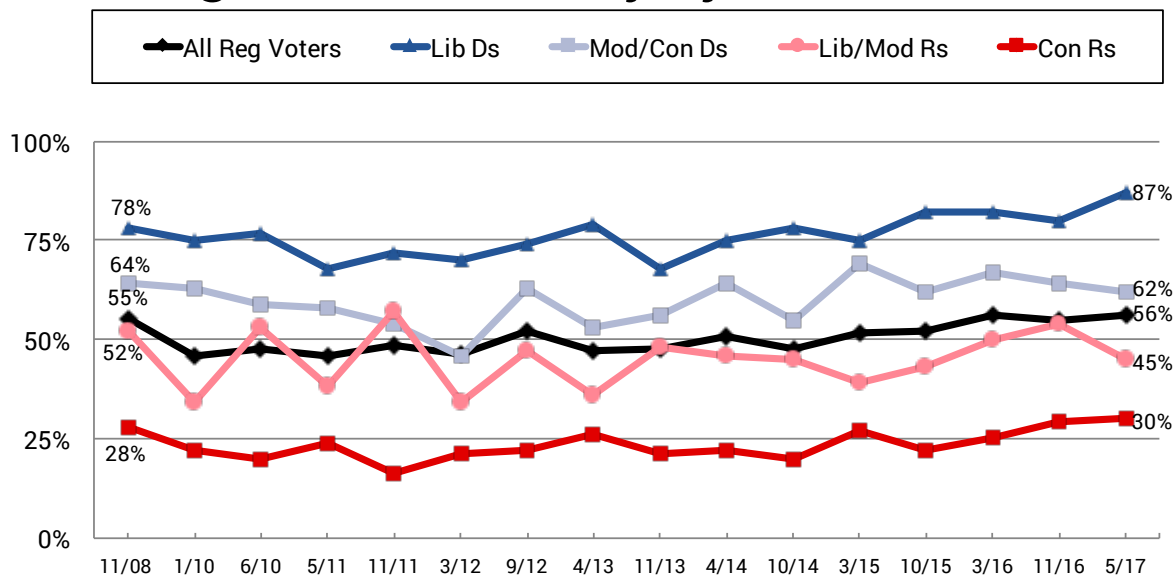


## 1.2. A majority of registered voters think global warming is caused mostly by human activities.

A majority of registered voters (56%) think global warming is caused mostly by human activities. This includes a large majority of liberal Democrats (87%; seven percentage points higher than in our previous survey in November 2016 – see Table, pp. 24–27 – and nine points higher than in 2008). A majority of moderate/conservative Democrats (62%) also think global warming is mostly human-caused.

Fewer than half of liberal/moderate Republicans (45%; nine points lower than in November 2016) think global warming is caused mostly by human activities. Only three in ten conservative Republicans (30%) think global warming is mostly human-caused.

### A Majority of Registered Voters Think Global Warming Is Caused Mostly By Human Activities



Assuming global warming is happening, do you think it is...? (a) caused mostly by human activities; (b) caused mostly by natural changes in the environment; (c) Other (please specify); (d) None of the above because global warming isn't happening. [% responding "caused mostly by human activities"]

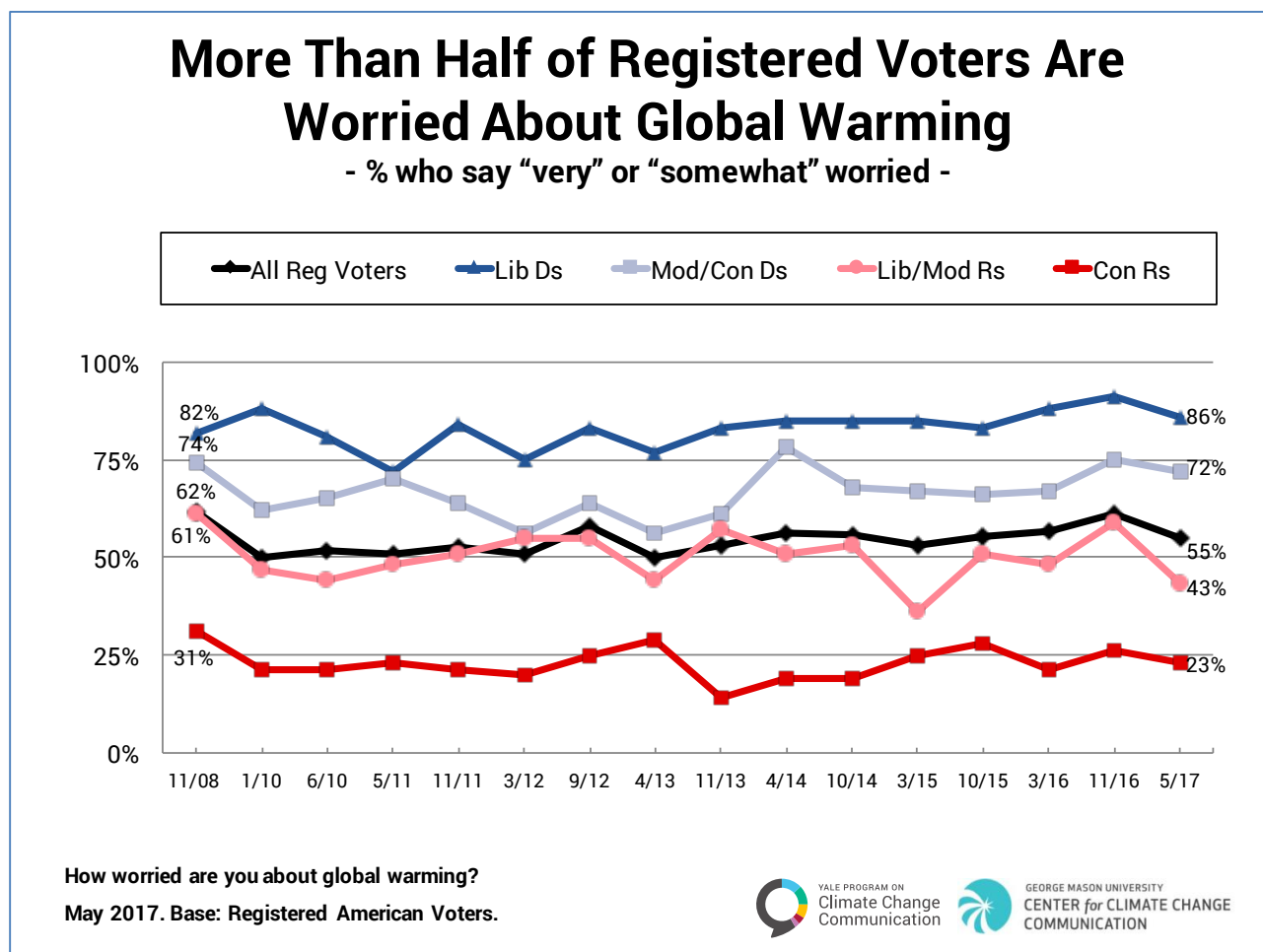
May 2017. Base: Registered American Voters.



### 1.3. More than half of registered voters are worried about global warming.

More than half of registered voters (55%; seven points lower than in 2008, see Table, pp. 28–29) are "very" or "somewhat" worried about global warming. This includes large majorities of liberal Democrats (86%) and moderate/conservative Democrats (72%).

Fewer than half of liberal/moderate Republicans (43%; 16 points lower than in November 2016 and 18 points lower than in 2008) are worried about global warming. About one in four conservative Republicans (23%) are worried about global warming – eight points lower than in 2008.



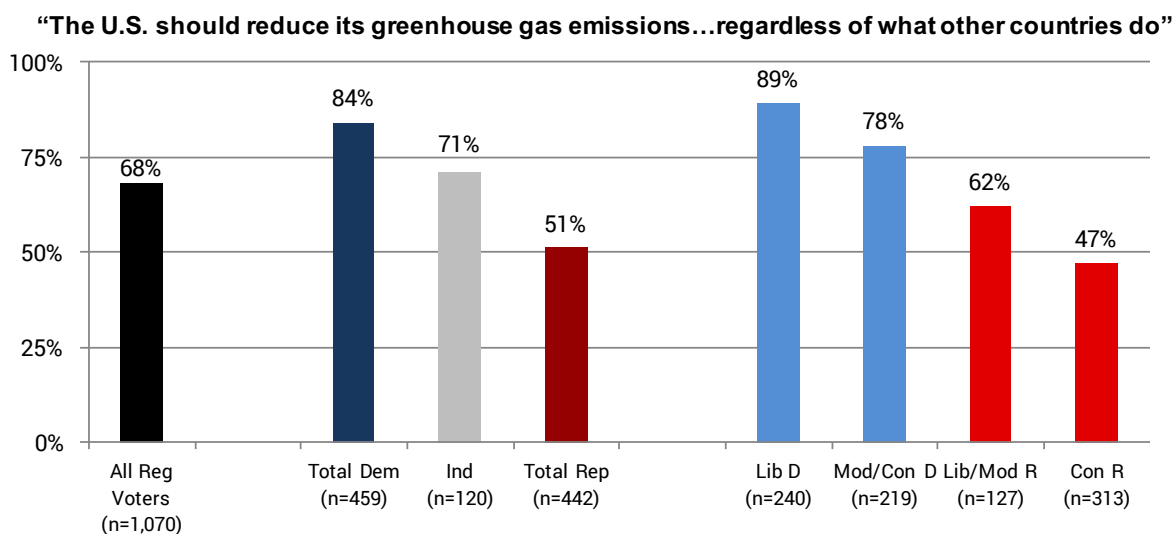
## 2. Should the U.S. Act on Global Warming?

**Two-thirds of registered voters say the U.S. should reduce its greenhouse gas emissions, regardless of what other countries do.**

Most registered voters think the U.S. should reduce its greenhouse gas emissions, regardless of what other countries do (68%). Majorities of liberal Democrats (89%), moderate/conservative Democrats (78%), and liberal/moderate Republicans (62%) take this position, as well as nearly half of conservative Republicans (47%).

Only 7% of registered voters (including only 1% of Democrats and 5% of Independents, but 16% of Republicans) say the U.S. should *not* reduce its emissions (see Table, p. 30).

### Two-Thirds of Registered Voters Say the U.S. Should Reduce Its Greenhouse Gas Emissions Regardless of What Other Countries Do



The United States should reduce its greenhouse gas emissions...(a) regardless of what other countries do; (b) only if other industrialized countries reduce their emissions; (c) only if other industrialized and developing countries reduce their emissions; (d) The U.S. should not reduce its emissions; (e) don't know

May 2017. Base: Registered American Voters.



### 3. Who is Responsible to Act on Global Warming?

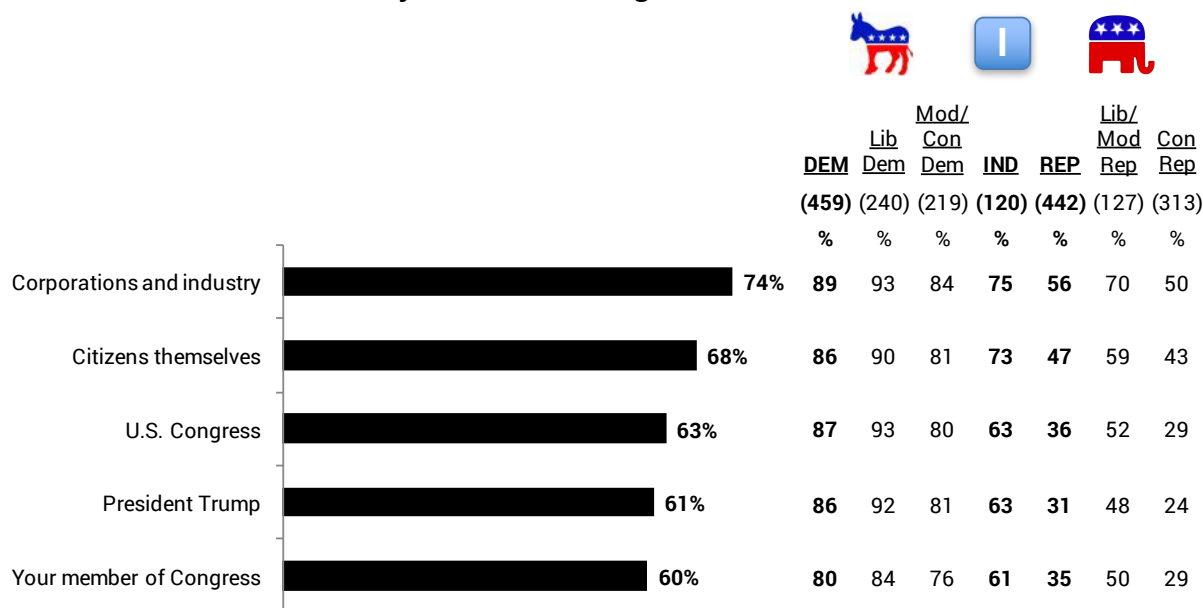
#### 3.1. A majority of registered voters want corporations and industry, and citizens themselves, to do more to address global warming. Voters are also looking for more action from President Trump and Congress.

Across party lines, a majority of registered voters say corporations and industry should do more to address global warming (74% of all registered voters; 89% of Democrats, 75% of Independents, and 56% of Republicans).

Half or more of registered voters, including Democrats, Independents, and liberal/moderate Republicans, but not conservative Republicans, think citizens, the U.S. Congress, and their own member of Congress should do more. More than half of Democrats and Independents think President Trump should do more.

#### A Majority of Registered Voters Want Corporations and Industry, and Citizens Themselves, to Do More to Address Global Warming

- % who say should be doing "much more" or "more" -



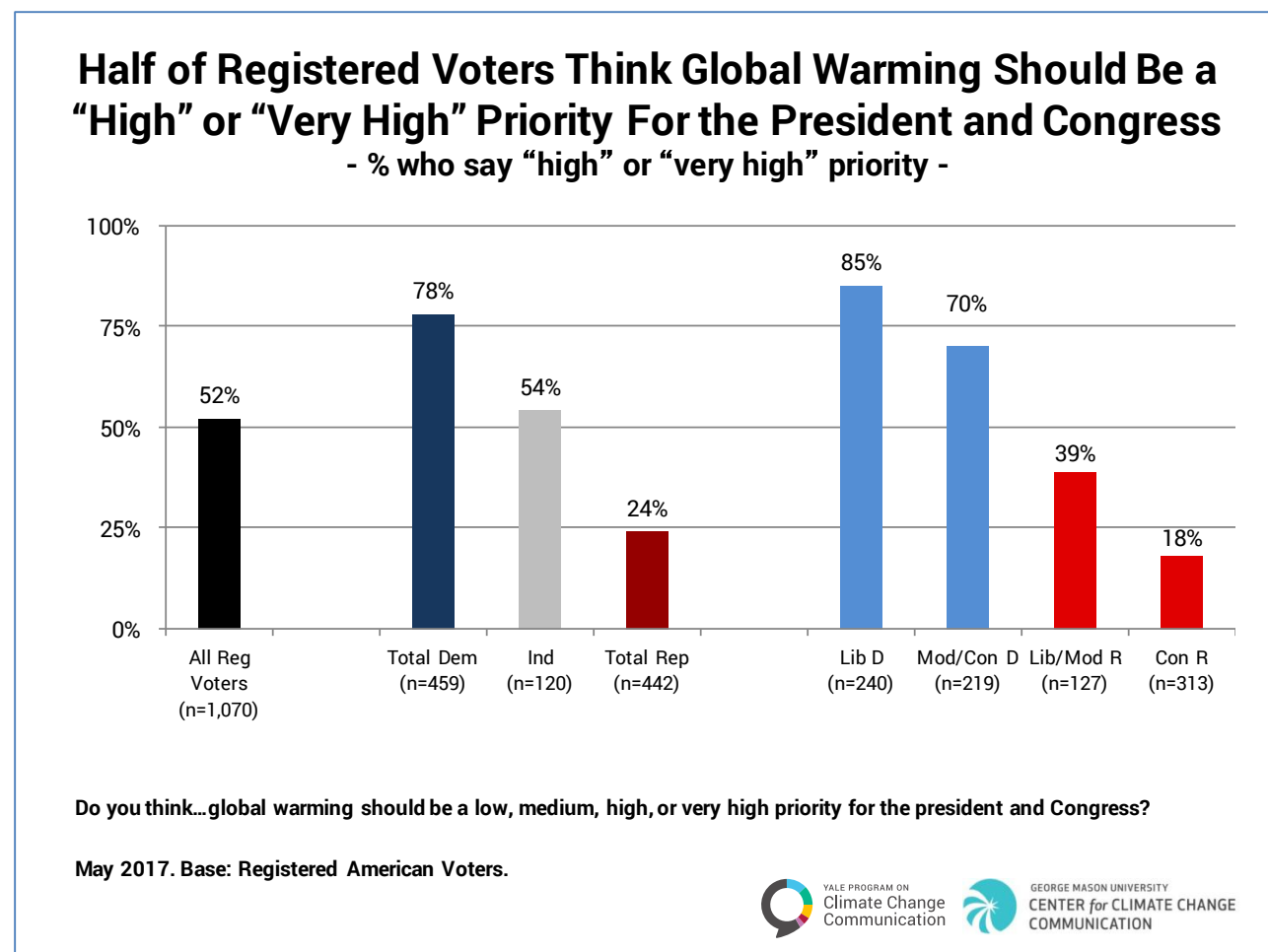
Do you think each of the following should be doing more or less to address global warming?

May 2017. Base: Registered American Voters (N=1,070).



### 3.2. Half of registered voters think global warming should be a “high” or “very high” priority for the president and Congress.

Half of registered voters (52%) think global warming should be a high or very high priority for the president and Congress, including nearly four out of five Democrats (78%) and half of Independents (54%), but only one in four Republicans (24%).

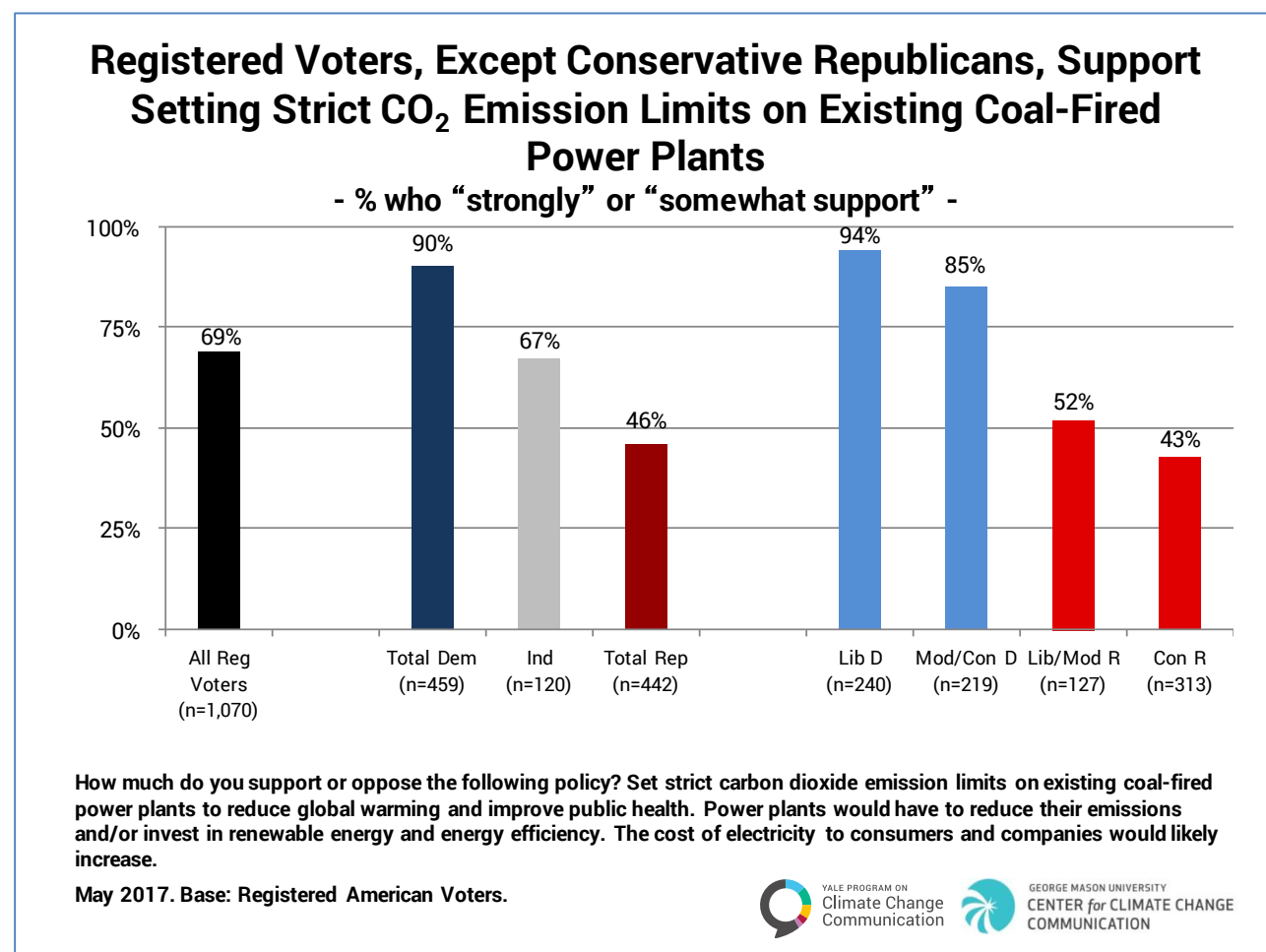


## 4. Support for Policies to Address the Pollution that Causes Global Warming

### 4.1. Registered voters, except conservative Republicans, support setting strict carbon dioxide emission limits on coal-fired power plants.

Seven in ten registered voters (69%) support setting strict carbon dioxide emission limits on existing coal-fired power plants to reduce global warming and improve public health, even if the cost of electricity to consumers and companies would likely increase.

A majority of Democrats (90%) and Independents (67%) support setting strict limits. Support among moderate/conservative Democrats (85%) has increased by 7 percentage points since our previous survey in November 2016 (see Table, p. 33). About half of liberal/moderate Republicans (52%) support setting strict limits, a decrease of 24 percentage points since November 2016. About four in ten (43%) conservative Republicans support such limits.

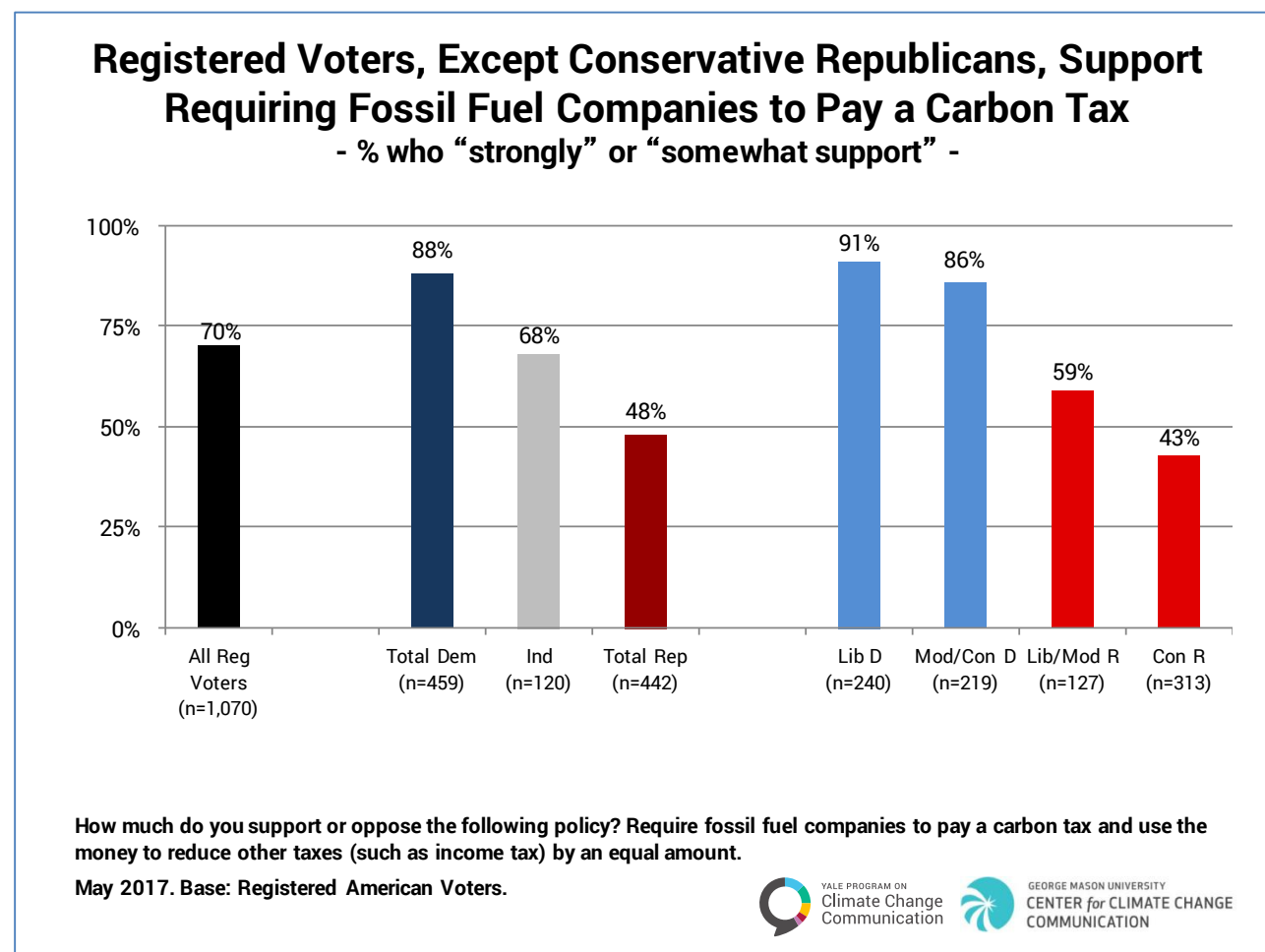




## 4.2. Registered voters, except conservative Republicans, support requiring fossil fuel companies to pay a carbon tax.

Seven in ten registered voters (70%) support requiring fossil fuel companies to pay a carbon tax and using the money to reduce other taxes (such as income tax) by an equal amount – a plan often referred to as a “revenue neutral carbon tax.”

A large majority of Democrats (88%; an increase of 7 percentage points since our previous survey in November 2016, see Table p. 34) and Independents (68%) support a revenue-neutral carbon tax. Support among moderate/conservative Democrats (86%) has increased by 12 points since November 2016. About six in ten liberal/moderate Republicans (59%) support a revenue-neutral carbon tax, a decrease of 8 points since November 2016. About four in ten conservative Republicans (43%) support the tax.



### 4.3. Registered voters support diverse climate-friendly energy policies.

Registered voters support diverse energy policies, including many designed to reduce carbon pollution and dependence on fossil fuels, and to promote clean energy. Democrats are the most likely to support such policies, but majorities of Independents and Republicans do as well. Support for several of these policies has increased since our previous survey in November 2016, especially among Democrats and Independents (see Tables, pp. 35–37). Current support includes:

- Funding more research into renewable energy sources such as solar and wind power: 86% of all registered voters (+4 points since November 2016), 95% of Democrats (+5 points), 82% of Independents (+6 points), and 76% of Republicans.
- Providing tax rebates to people who purchase energy-efficient vehicles or solar panels: 84% of all registered voters (+4 points), 95% of Democrats (+6 points), 82% of Independents (+12 points), and 74% of Republicans.
- Regulating carbon dioxide as a pollutant: 77% of all registered voters, 94% of Democrats (+4 points), 75% of Independents (+4 points), and 57% of Republicans.

## Registered Voters Support Diverse Climate-Friendly Energy Policies

- % who say “strongly” or “somewhat support” policy -

(Unweighted base)	All Reg Voters	Democrats			Ind	Republicans		
		Total	Lib	Mod/Con		Total	Lib/Mod	Con
	(1,070)	(459)	(240)	(219)	(120)	(442)	(127)	(313)
	%	%	%	%	%	%	%	%
Fund more research into renewable energy sources, such as solar and wind power	86	95	98	93	82	76	87	72
Provide tax rebates for people who purchase energy-efficient vehicles or solar panels	84	95	99	91	82	74	81	71
Regulate carbon dioxide (the primary greenhouse gas) as a pollutant	77	94	96	92	75	57	72	51

How much do you support or oppose the following policies?

May 2017. Base: Registered American Voters.

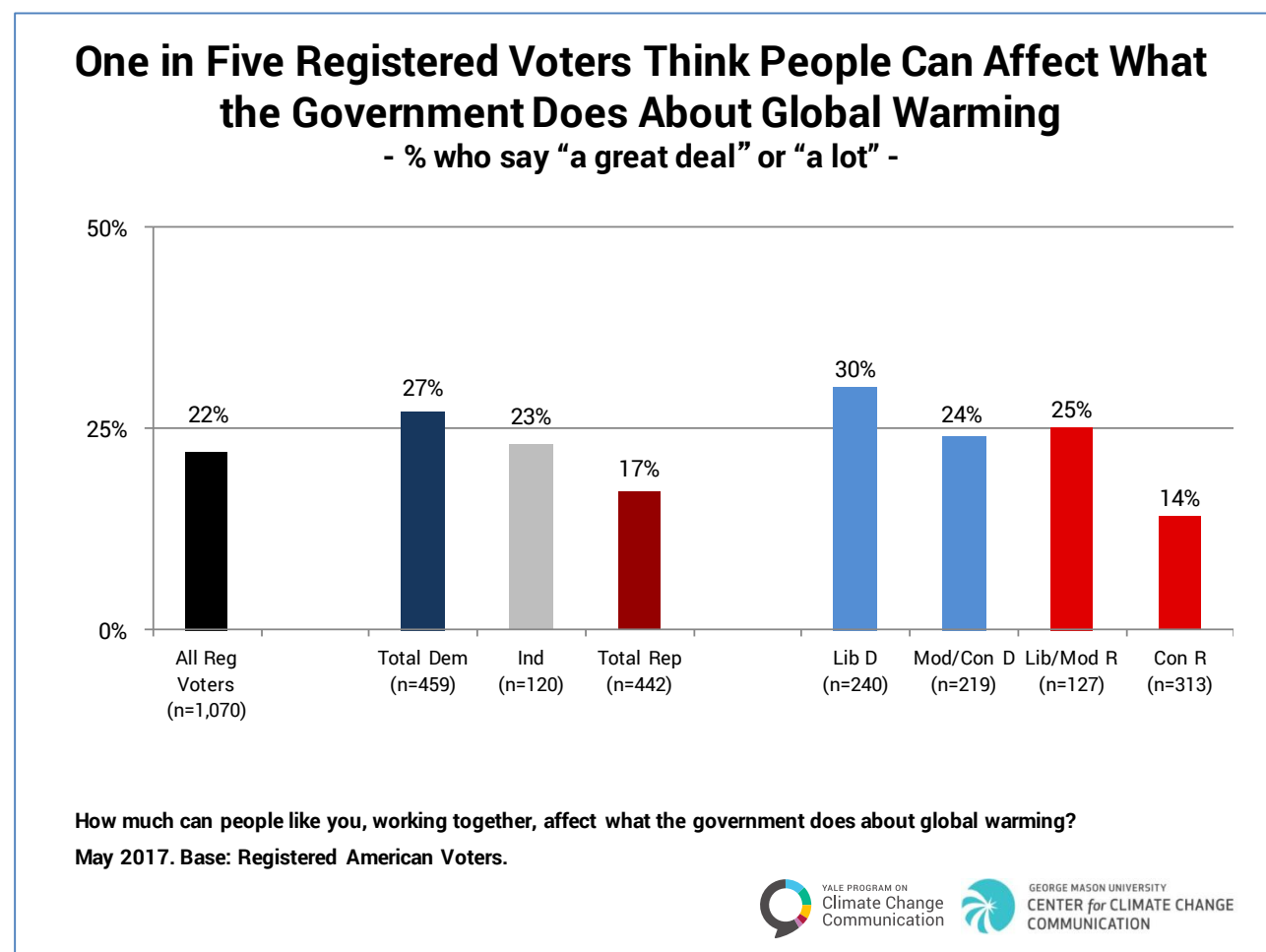


## 5. Individual and Collective Action to Reduce Global Warming

### 5.1. One in five registered voters think people can affect what the government does about global warming.

Perceptions of collective efficacy regarding global warming – the belief that like-minded citizens can work together to influence government action on global warming – is an important motivator for individuals to take action.<sup>1</sup> Only about one in five registered voters (22%) think that people like them, working together, can affect what the government does about global warming "a great deal" or "a lot."

Registered voters across the political spectrum, including 27% of Democrats, 23% of Independents, and 17% of Republicans have similar efficacy beliefs when it comes to affecting what the government does about global warming.



<sup>1</sup> Bandura, A. (2000). Exercise of human agency through collective efficacy. *Current Directions in Psychological Science*, 9(3), 75-78. DOI: <https://doi.org/10.1111/1467-8721.00064>

## 5.2. A majority of registered voters would vote for a candidate because of their position on global warming.

Half or more registered voters, if asked by a person they like and respect, would sign a petition about global warming (55%) or vote for a candidate for public office because of their position on global warming (52%).

Three in ten registered voters or more would donate money to an organization working on global warming (35%), write letters, email, or phone government officials about global warming (31%), or meet with elected officials or their staff about global warming (30%). One in four or fewer would attend a political rally, speech, or organized protest about global warming (25%) or write a letter to the editor or call a live radio or TV show to express an opinion about global warming (22%).

A majority of Democrats and Independents would sign a petition (76% and 63% respectively) or vote for a candidate because of their global warming position (71% and 57%), and a majority of Democrats would donate money to a global warming organization (54%). Republicans, by contrast, would be much less likely to take these actions.

### A Majority of Registered Voters Would Vote For a Candidate Because of Their Position On Global Warming

- % who say “definitely” or “probably” would -

(Unweighted base)	All Reg Voters (1,070)	Democrats			Ind (120)	Republicans		
		Total (459)	Lib (240)	Mod/ Con (219)		Total (442)	Lib/ Mod (127)	Con (313)
		%	%	%		%	%	%
Sign a petition about global warming, either online or in person	55	76	85	66	63	32	43	28
Vote for a candidate for public office because of their position on global warming	52	71	82	60	57	30	37	26
Donate money to an organization working on global warming	35	54	63	44	40	13	19	12
Write letters, email, or phone government officials about global warming	31	48	56	41	35	12	18	9
Volunteer your time to an organization working on global warming	30	44	46	40	37	14	21	11
Meet with an elected official or their staff about global warming	30	42	50	35	37	15	19	13
Attend a political rally, speech, or organized protest about global warming	25	41	52	30	23	9	11	7
Write a letter to the editor of a newspaper or magazine or call a live radio or TV show to express an opinion about global warming	22	33	40	25	23	10	12	9

How likely would you be to do each of the following things if a person you like and respect asked you to?

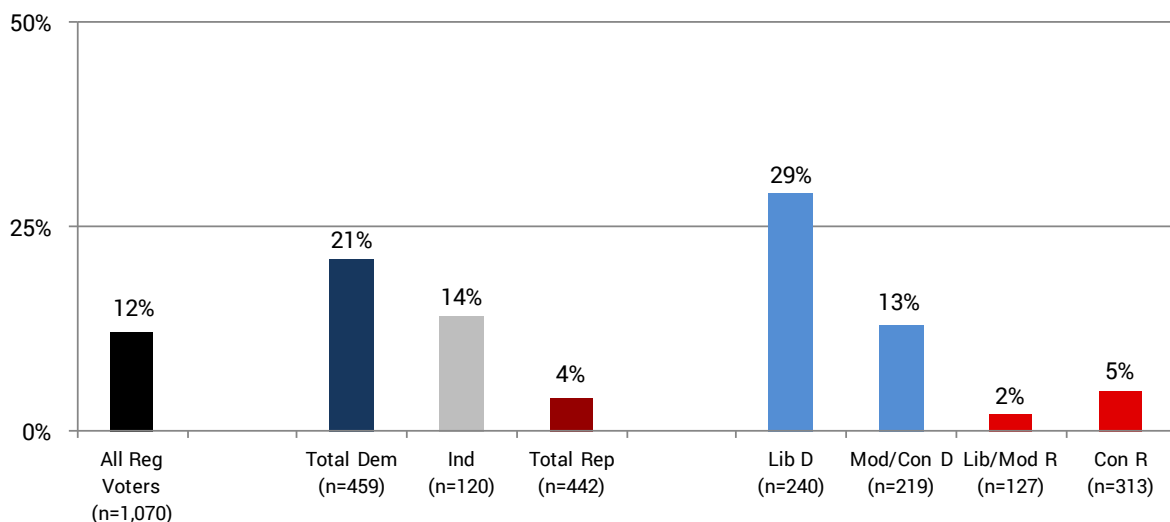
May 2017. Base: Registered American Voters.



### 5.3. Three in ten liberal Democrats have urged an elected official to take action to reduce global warming during the past 12 months.

Only one in eight registered voters (12%) have contacted an elected official during the past 12 months to urge them to take action to reduce global warming. However, about one in five Democrats (21%, +9 percentage points from March 2016), including three in ten liberal Democrats (29%, +13 points) have done so (see Tables pp. 42–43). Fourteen percent of Independents (+8 points) and thirteen percent of moderate/conservative Democrats (+5 points) have also done this. Just one in twenty Republicans (4%, including 5% of conservative Republicans) have done so.

#### Three In Ten Liberal Democrats Have Urged An Elected Official To Take Action To Reduce Global Warming During the Past 12 Months



(a) Over the past 12 months, how many times have you written letters, emailed, or phones government officials about global warming? (b) [If one or more times] When you contacted a government official, did you...[urge them to take action to reduce global warming]?

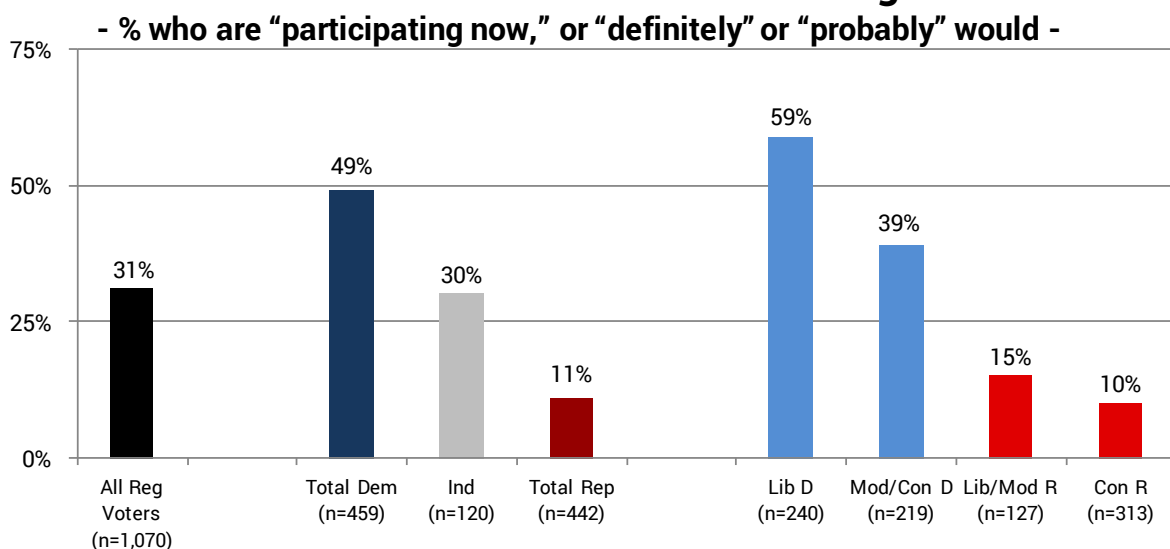
May 2017. Base: Registered American Voters.



#### 5.4. Three in ten registered voters are participating, or would participate, in a campaign to convince elected officials to take action to reduce global warming.

Three in ten registered voters (31%) are participating, or would participate, in a campaign to convince elected officials to take action to reduce global warming. The includes about half of Democrats (49%; 59% of liberal Democrats and 39% of moderate/conservative Democrats) and three in ten Independents (30%). Only about one in ten Republicans (11%) are participating, or would participate, in such a campaign.

#### Three In Ten Registered Voters Are Participating, Or Would Participate, In a Campaign to Convince Elected Officials to Take Action to Reduce Global Warming



How willing or unwilling would you be to join a campaign to convince elected officials to take action to reduce global warming?

May 2017. Base: Registered American Voters.





### 5.5. More than three in four registered voters have never been asked to contact elected officials about global warming.

More than three in four registered voters (78%) say nobody has ever asked them to contact officials about global warming. This is true across the political spectrum, including large majorities of Democrats (78%; 70% of liberal Democrats and 86% of moderate/conservative Democrats), Independents (70%), and Republicans (78%; 83% of liberal/moderate Republicans and 77% of conservative Republicans).

Half or more registered voters say that contacting elected officials about global warming wouldn't make any difference (64%), they do not contact elected officials because they are not an activist (62%), they don't know which elected officials to contact (52%), or they wouldn't know what to say (51%).

### More Than Three In Four Registered Voters Have Never Been Asked to Contact Elected Officials About Global Warming

- % who say "strongly" or "somewhat" agree -

(Unweighted base)	All Reg Voters (1,070)	Democrats			Ind (120)	Republicans		
		Total (459)	Lib (240)	Mod/ Con (219)		Total (442)	Lib/ Mod (127)	Con (313)
		%	%	%		%	%	%
Nobody has ever asked me to	78	78	70	86	70	78	83	77
It wouldn't make any difference	64	59	56	63	59	67	70	66
I am not an activist	62	52	42	64	61	72	71	73
I don't know which elected officials to contact	52	55	43	67	48	45	52	42
I wouldn't know what to say	51	53	42	64	49	44	51	42
I'm too busy	47	43	39	47	44	49	50	49
It's too much effort	43	38	29	47	33	46	45	47
I would feel uncomfortable	41	42	35	50	32	41	43	41
I don't think it's important	39	23	14	32	35	58	48	62
I don't need to because I'm already taking other actions	28	23	20	25	30	34	35	33
People will criticize or make fun of me	15	14	10	19	10	16	18	15
I might attract unwanted attention from immigration authorities	12	14	8	19	11	10	10	10

How strongly do you agree or disagree with each of the following statements regarding contacting elected officials about global warming?

May 2017. Base: Registered American Voters.

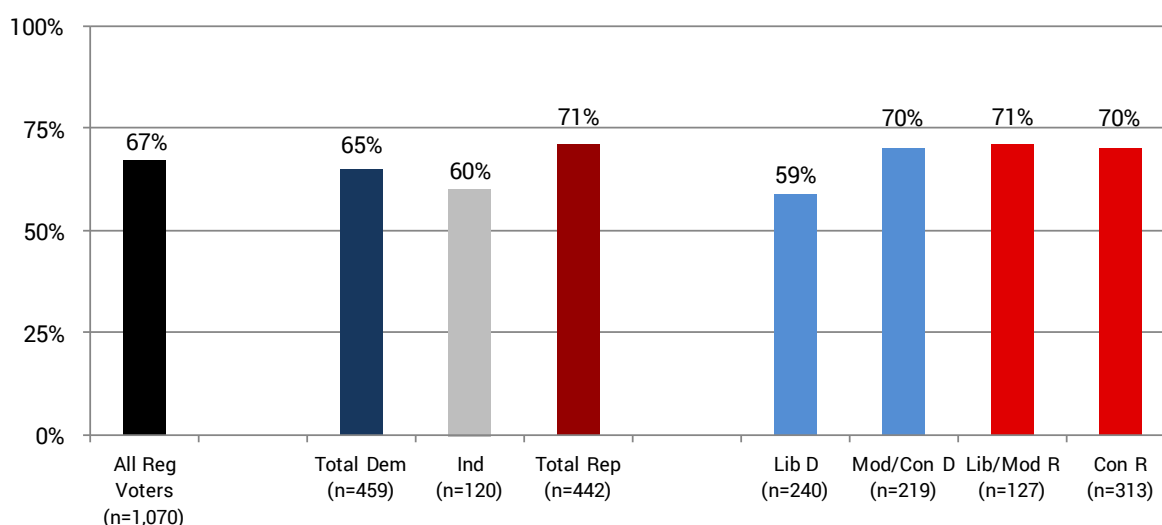


## 5.6. Two in three registered voters have never been contacted by an organization working to reduce global warming.

Two in three registered voters (67%) they have never been contacted by an organization working to reduce global warming. This is true across the political spectrum, including Democrats (65%; 59% of liberal Democrats and 70% of moderate/conservative Democrats), Independents (60%), and Republicans (71%).

### Two In Three Registered Voters Have Never Been Contacted By an Organization Working to Reduce Global Warming

- % who have "never" been contacted -



How many times, if ever, have you been contacted (by mail, phone, or in person) by an organization working to reduce global warming?

May 2017. Base: Registered American Voters.



## Appendix I: Data Tables

**(Base: Registered American Voters 18+)**

Recently, you may have noticed that *global warming* has been getting some attention in the news. Global warming refers to the idea that the world's average temperature has been increasing over the past 150 years, may be increasing more in the future, and that the world's climate may change as a result.

**What do you think: Do you think that global warming is happening?**

(Unweighted base)	May 2017	Nov 2016	March 2016	Oct 2015	March 2015	Oct 2014	April 2014	Nov 2013	April 2013	Sept 2012	March 2012	Nov 2011	May 2011	June 2010	Jan 2010	Nov 2008
<b>All Registered Voters</b>	(1,070)	(1,061)	(1,004)	(1,070)	(1,025)	(1,045)	(860)	(669)	(889)	(885)	(849)	(813)	(827)	(857)	(856)	(2,203)
	%	%	%	%	%	%	%	%	%	%	%	%	%	%	%	%
Yes	71	72	73	68	65	67	66	64	64	70	67	63	64	60	58	71
No	15	14	11	17	20	18	21	24	16	13	15	18	19	19	20	10
Don't know	14	14	15	15	15	15	14	12	20	17	17	17	17	21	21	18
<b>Total Democrats</b>	(459)	(469)	(451)	(458)	(441)	(443)	(399)	(295)	(389)	(402)	(378)	(369)	(359)	(388)	(330)	(971)
Yes	91	90	88	86	85	85	89	84	84	86	82	80	81	77	81	86
No	2	1	2	3	4	4	5	8	5	2	5	6	5	4	3	2
Don't know	7	9	11	10	11	12	7	8	11	12	13	14	13	19	15	13
<b>Liberal Democrats</b>	(240)	(239)	(249)	(254)	(206)	(214)	(201)	(144)	(186)	(208)	(168)	(160)	(165)	(162)	(136)	(459)
Yes	97	94	95	92	90	93	93	91	89	91	91	87	88	85	88	92
No	1	1	2	3	5	3	3	6	5	2	1	2	4	1	3	1
Don't know	2	5	3	5	6	4	4	3	6	7	8	10	8	14	9	8
<b>Moderate/Conservative Democrats</b>	(219)	(227)	(200)	(204)	(231)	(227)	(197)	(150)	(200)	(191)	(209)	(205)	(191)	(224)	(193)	(503)
Yes	85	86	80	79	82	79	85	78	79	80	76	77	77	71	78	81
No	3	1	1	4	3	4	6	9	5	3	8	8	6	6	4	3
Don't know	12	12	19	17	15	17	9	13	16	17	16	15	16	22	18	16

**(Base: Registered American Voters 18+)**

Recently, you may have noticed that *global warming* has been getting some attention in the news. Global warming refers to the idea that the world's average temperature has been increasing over the past 150 years, may be increasing more in the future, and that the world's climate may change as a result.

**What do you think: Do you think that global warming is happening? (Cont'd.)**

(Unweighted base)	May 2017	Nov 2016	March 2016	Oct 2015	March 2015	Oct 2014	April 2014	Nov 2013	April 2013	Sept 2012	March 2012	Nov 2011	May 2011	June 2010	Jan 2010	Nov 2008
	%	%	%	%	%	%	%	%	%	%	%	%	%	%	%	%
<b>Independents</b>	(120)	(97)	(103)	(109)	(102)	(117)	(85)	(77)	(92)	(82)	(84)	(79)	(79)	(86)	(96)	(218)
Yes	70	57	74	68	61	73	58	67	44	78	63	61	60	61	54	74
No	9	20	11	16	24	16	25	26	18	11	17	17	16	17	28	11
Don't know	21	23	15	15	15	11	17	8	38	11	20	20	24	23	18	15
<b>Total Republicans</b>	(442)	(455)	(399)	(443)	(428)	(421)	(334)	(255)	(374)	(363)	(322)	(303)	(333)	(333)	(357)	(913)
Yes	48	54	56	51	41	43	40	39	47	49	47	45	45	37	39	54
No	31	27	24	32	39	37	40	43	29	28	29	36	38	42	38	22
Don't know	21	18	20	17	20	20	20	18	25	23	23	19	17	22	22	23
<b>Moderate/ Liberal Republicans</b>	(127)	(143)	(132)	(137)	(119)	(126)	(103)	(72)	(103)	(100)	(92)	(93)	(91)	(82)	(102)	(304)
Yes	65	70	71	65	56	59	61	64	61	65	67	65	64	53	57	62
No	20	9	12	11	20	28	19	26	14	16	11	18	20	19	19	12
Don't know	16	22	17	23	24	13	19	10	25	18	23	17	16	28	23	26
<b>Conservative Republicans</b>	(313)	(310)	(267)	(304)	(307)	(295)	(228)	(183)	(271)	(263)	(229)	(206)	(241)	(249)	(251)	(604)
Yes	42	46	47	43	35	36	28	27	41	40	39	34	37	32	32	50
No	35	37	32	43	46	41	51	52	34	34	38	46	46	47	48	28
Don't know	23	17	21	14	19	23	20	21	24	25	23	20	17	20	20	22

**(Base: Registered American Voters 18+)****Assuming global warming is happening, do you think it is...**

(Unweighted base)	May 2017	Nov 2016	March 2016	Oct 2015	March 2015	Oct 2014	April 2014	Nov 2013	April 2013	Sept 2012	March 2012	Nov 2011	May 2011	June 2010	Jan 2010	Nov 2008
<b>All Registered Voters</b>	(1,070)	(1,061)	(1,004)	(1,070)	(1,025)	(1,045)	(860)	(669)	(889)	(885)	(849)	(813)	(827)	(857)	(856)	(2,203)
	%	%	%	%	%	%	%	%	%	%	%	%	%	%	%	%
Caused mostly by human activities	56	55	56	52	52	48	51	48	47	52	46	48	46	48	46	55
Caused mostly by natural changes in the environment	31	31	35	34	33	36	34	36	36	34	37	35	36	37	36	33
Neither because global warming isn't happening	6	6	4	7	10	8	8	8	8	7	4	7	8	6	9	3
Other (please specify), caused by human activities and natural changes	6	6	4	6	4	7	6	4	7	6	10	6	8	7	7	6
Other (please specify), unclassified	1	1	--	2	1	1	1	4	1	1	2	2	1	1	1	1
<b>Total Democrats</b>	(459)	(469)	(451)	(458)	(441)	(443)	(399)	(295)	(389)	(402)	(378)	(369)	(359)	(388)	(330)	(971)
Caused mostly by human activities	74	72	75	72	72	65	69	61	64	68	56	61	62	66	68	70
Caused mostly by natural changes in the environment	19	20	19	19	19	25	24	28	22	20	28	28	26	22	22	21
Neither because global warming isn't happening	1	2	1	1	4	3	2	3	5	3	1	3	2	--	1	1
Other (please specify), caused by human activities and natural changes	5	6	4	6	4	6	5	6	8	8	11	6	8	9	8	6
Other (please specify), unclassified	--	1	--	1	--	1	--	2	--	--	2	1	2	--	0	1

**(Base: Registered American Voters 18+)****Assuming global warming is happening, do you think it is... (Cont'd.)**

	May 2017	Nov 2016	March 2016	Oct 2015	March 2015	Oct 2014	April 2014	Nov 2013	April 2013	Sept 2012	March 2012	Nov 2011	May 2011	June 2010	Jan 2010	Nov 2008
(Unweighted base)																
	%	%	%	%	%	%	%	%	%	%	%	%	%	%	%	%
<b>Liberal Democrats</b>	(240)	(239)	(249)	(254)	(206)	(214)	(201)	(144)	(186)	(208)	(168)	(160)	(165)	(162)	(136)	(459)
Caused mostly by human activities	87	80	82	82	75	78	75	68	79	74	70	72	68	77	75	78
Caused mostly by natural changes in the environment	9	13	15	11	15	15	19	20	12	14	17	19	17	11	13	14
Neither because global warming isn't happening	*	2	*	--	4	--	1	2	2	2	*	1	3	1	1	1
Other (please specify), caused by human activities and natural changes	4	5	2	6	6	5	5	9	8	7	12	8	9	10	11	7
Other (please specify), unclassified	*	--	--	1	1	--	*	2	*	*	1	*	3	*	*	--
<b>Moderate/Conservative Democrats</b>	(219)	(227)	(200)	(204)	(231)	(227)	(197)	(150)	(200)	(191)	(209)	(205)	(191)	(224)	(193)	(503)
Caused mostly by human activities	62	64	67	62	69	55	64	56	53	63	46	54	58	59	63	64
Caused mostly by natural changes in the environment	30	28	24	28	23	32	28	35	31	25	35	35	32	29	29	27
Neither because global warming isn't happening	1	1	3	2	4	5	3	4	7	3	2	4	1	--	2	1
Other (please specify), caused by human activities and natural changes	5	7	6	6	3	6	4	3	9	9	11	5	7	9	6	6
Other (please specify), unclassified	1	1	*	2	1	1	--	2	*	1	3	2	--	--	1	1



**(Base: Registered American Voters 18+)****Assuming global warming is happening, do you think it is... (Cont'd.)**

	May 2017	Nov 2016	March 2016	Oct 2015	March 2015	Oct 2014	April 2014	Nov 2013	April 2013	Sept 2012	March 2012	Nov 2011	May 2011	June 2010	Jan 2010	Nov 2008
(Unweighted base)																
	%	%	%	%	%	%	%	%	%	%	%	%	%	%	%	%
<b>Independents</b>	(120)	(97)	(103)	(109)	(102)	(117)	(85)	(77)	(92)	(82)	(84)	(79)	(79)	(86)	(96)	(218)
Caused mostly by human activities	55	44	49	62	41	43	32	44	36	58	48	49	33	45	47	63
Caused mostly by natural changes in the environment	28	28	39	27	34	37	43	34	47	27	28	30	41	38	38	24
Neither because global warming isn't happening	5	10	6	3	14	5	8	10	5	5	6	7	11	6	12	2
Other (please specify), caused by human activities and natural changes	10	14	5	4	9	12	10	5	8	7	14	10	15	8	3	6
Other (please specify), unclassified	1	*	*	4	2	2	4	6	4	3	4	*	*	1	*	1
<b>Total Republicans</b>	(442)	(455)	(399)	(443)	(428)	(421)	(334)	(255)	(374)	(363)	(322)	(303)	(333)	(333)	(357)	(913)
Caused mostly by human activities	34	37	34	30	31	28	30	30	29	31	25	31	29	27	27	36
Caused mostly by natural changes in the environment	48	44	52	50	50	51	46	49	51	52	56	46	50	54	49	50
Neither because global warming isn't happening	11	11	8	14	14	14	16	14	12	12	8	13	14	11	16	6
Other (please specify), caused by human activities and natural changes	6	6	4	5	3	6	6	3	5	3	7	6	5	6	6	6
Other (please specify), unclassified	--	1	1	1	1	1	1	5	3	2	2	3	1	2	2	1

**(Base: Registered American Voters 18+)****Assuming global warming is happening, do you think it is... (Cont'd.)**

	May 2017	Nov 2016	March 2016	Oct 2015	March 2015	Oct 2014	April 2014	Nov 2013	April 2013	Sept 2012	March 2012	Nov 2011	May 2011	June 2010	Jan 2010	Nov 2008
(Unweighted base)																
	%	%	%	%	%	%	%	%	%	%	%	%	%	%	%	%
<b>Moderate/ Liberal Republicans</b>	(127)	(143)	(132)	(137)	(119)	(126)	(103)	(72)	(103)	(100)	(92)	(93)	(91)	(82)	(102)	(304)
Caused mostly by human activities	45	54	50	43	39	45	46	48	36	47	34	57	38	53	34	52
Caused mostly by natural changes in the environment	43	35	41	43	45	41	38	41	43	45	47	27	44	36	44	36
Neither because global warming isn't happening	7	4	4	3	9	7	8	5	9	5	8	4	7	6	7	3
Other (please specify), caused by human activities and natural changes	6	5	5	9	5	6	6	4	11	3	11	6	7	3	12	8
Other (please specify), unclassified	*	1	*	1	1	*	1	1	1	*	*	4	1	2	2	1
<b>Conservative Republicans</b>	(313)	(310)	(267)	(304)	(307)	(295)	(228)	(183)	(271)	(263)	(229)	(206)	(241)	(249)	(251)	(604)
Caused mostly by human activities	30	29	25	22	27	20	22	21	26	22	21	16	24	20	22	28
Caused mostly by natural changes in the environment	51	49	59	53	53	55	50	52	54	55	61	56	52	59	52	58
Neither because global warming isn't happening	13	15	11	20	16	17	20	17	13	16	9	16	17	12	20	8
Other (please specify), caused by human activities and natural changes	6	5	3	4	2	6	6	2	3	3	5	6	4	6	3	5
Other (please specify), unclassified	--	1	1	--	1	1	1	7	3	2	3	4	2	3	2	1

**(Base: Registered American Voters 18+)**  
**How worried are you about global warming?**

	May 2017	Nov 2016	March 2016	Oct 2015	March 2015	Oct 2014	April 2014	Nov 2013	April 2013	Sept 2012	March 2012	Nov 2011	May 2011	June 2010	Jan 2010	Nov 2008
(Unweighted base)	(1,070)	(1,061)	(1,004)	(1,070)	(1,025)	(1,045)	(860)	(669)	(889)	(885)	(849)	(813)	(827)	(857)	(856)	(2,203)
<b>All Registered Voters</b>	%	%	%	%	%	%	%	%	%	%	%	%	%	%	%	%
Very worried	18	20	15	15	12	12	16	16	14	16	11	12	8	11	13	15
Somewhat worried	37	41	41	40	41	44	40	37	36	42	40	41	43	41	38	47
Not very worried	27	24	26	29	28	25	26	26	32	25	31	32	29	30	26	24
Not at all worried	17	15	18	16	19	19	17	21	18	17	17	15	21	19	24	14
<b>Total Democrats</b>	(459)	(469)	(451)	(458)	(441)	(443)	(399)	(295)	(389)	(402)	(378)	(369)	(359)	(388)	(330)	(971)
Very worried	29	32	26	27	19	21	27	24	23	26	16	19	14	18	20	24
Somewhat worried	50	50	52	48	56	55	54	49	42	48	48	52	57	53	53	53
Not very worried	16	14	17	21	19	18	14	23	27	21	27	23	21	23	19	20
Not at all worried	5	4	5	4	6	6	5	5	8	4	8	6	8	6	7	3
<b>Liberal Democrats</b>	(240)	(239)	(249)	(254)	(206)	(214)	(201)	(144)	(186)	(208)	(168)	(160)	(165)	(162)	(136)	(459)
Very worried	38	42	33	35	29	29	31	33	32	34	21	21	18	19	26	29
Somewhat worried	48	49	55	48	56	57	53	50	45	50	54	62	54	62	62	53
Not very worried	12	7	11	14	10	12	14	15	21	13	20	13	18	14	11	15
Not at all worried	2	2	--	3	6	2	2	2	2	4	5	3	10	5	1	3
<b>Moderate/Conservative Democrats</b>	(219)	(227)	(200)	(204)	(231)	(227)	(197)	(150)	(200)	(191)	(209)	(205)	(191)	(224)	(193)	(503)
Very worried	20	23	19	18	11	15	24	13	17	18	12	18	10	17	16	19
Somewhat worried	52	52	48	48	56	53	54	48	39	46	44	47	60	47	46	55
Not very worried	21	20	24	28	28	23	15	30	31	31	33	27	24	30	25	23
Not at all worried	7	6	9	6	6	8	7	9	13	5	11	8	6	6	12	3

**(Base: Registered American Voters 18+)**  
**How worried are you about global warming? (Cont'd.)**

	May 2017	Nov 2016	March 2016	Oct 2015	March 2015	Oct 2014	April 2014	Nov 2013	April 2013	Sept 2012	March 2012	Nov 2011	May 2011	June 2010	Jan 2010	Nov 2008
(Unweighted base)																
	%	%	%	%	%	%	%	%	%	%	%	%	%	%	%	%
<b>Independents</b>	(120)	(97)	(103)	(109)	(102)	(117)	(85)	(77)	(92)	(82)	(84)	(79)	(79)	(86)	(96)	(218)
Very worried	23	13	7	12	5	7	11	14	8	18	4	13	1	6	11	16
Somewhat worried	33	38	43	41	40	47	25	39	39	51	37	32	39	39	38	48
Not very worried	30	28	29	31	38	30	40	19	27	15	36	42	34	37	19	24
Not at all worried	14	21	21	16	17	16	25	26	25	16	22	13	25	19	30	12
<b>Total Republicans</b>	(442)	(455)	(399)	(443)	(428)	(421)	(334)	(255)	(374)	(363)	(322)	(303)	(333)	(333)	(357)	(913)
Very worried	5	7	4	4	4	2	3	7	5	5	3	3	3	3	6	5
Somewhat worried	24	30	27	31	24	27	27	21	28	30	28	28	28	25	25	36
Not very worried	38	36	37	37	38	34	37	34	41	31	38	40	33	36	33	30
Not at all worried	33	27	32	28	34	37	33	38	26	34	31	28	35	36	36	28
<b>Moderate/ Liberal Republicans</b>	(127)	(143)	(132)	(137)	(119)	(126)	(103)	(72)	(103)	(100)	(92)	(93)	(91)	(82)	(102)	(304)
Very worried	7	19	8	8	5	3	6	18	9	9	4	9	4	6	11	11
Somewhat worried	35	41	41	43	31	50	45	38	35	46	52	43	45	38	36	50
Not very worried	37	30	33	40	47	27	37	28	46	24	31	39	36	38	28	23
Not at all worried	20	11	18	10	17	20	11	16	11	21	13	10	15	17	24	15
<b>Conservative Republicans</b>	(313)	(310)	(267)	(304)	(307)	(295)	(228)	(183)	(271)	(263)	(229)	(206)	(241)	(249)	(251)	(604)
Very worried	4	1	2	3	4	2	1	2	4	3	2	1	3	2	3	2
Somewhat worried	20	25	19	25	22	17	17	13	25	21	18	20	21	19	18	28
Not very worried	38	38	39	35	33	37	37	38	39	34	41	42	32	37	36	34
Not at all worried	39	36	40	37	41	44	45	48	33	41	38	37	44	42	42	35

### The United States should reduce its greenhouse gas emissions...

		Democrats				Republicans		
	<b>Total Registered Voters</b>	<b>Total</b>	<b>Liberal</b>	<b>Mod/Con</b>	<b>Ind/Other</b>	<b>Total</b>	<b>Liberal/Mod</b>	<b>Con</b>
Unweighted Base	(1,070)	(459)	(240)	(219)	(120)	(442)	(127)	(313)
	%	%	%	%	%	%	%	%
Regardless of what other countries do	68	84	89	78	71	51	62	47
Only if other industrialized countries (such as England, Germany, and Japan) reduce their emissions	2	1	1	1	2	3	3	3
Only if other industrialized countries and developing countries (such as China, India, and Brazil) reduce their emissions	7	3	3	4	5	13	10	14
The U.S. should not reduce its emissions	7	1	1	--	5	16	5	19
Don't know	16	11	6	17	17	18	20	17

### Do you think each of the following should be doing more or less to address global warming?

#### Corporations and industry

		Democrats				Republicans		
	<b>Total Registered Voters</b>	<b>Total</b>	<b>Liberal</b>	<b>Mod/Con</b>	<b>Ind/Other</b>	<b>Total</b>	<b>Liberal/Mod</b>	<b>Con</b>
Unweighted Base	(1,070)	(459)	(240)	(219)	(120)	(442)	(127)	(313)
	%	%	%	%	%	%	%	%
<b>Much more/More</b>	<b>74</b>	<b>89</b>	<b>93</b>	<b>84</b>	<b>75</b>	<b>56</b>	<b>70</b>	50
Much more	41	60	68	52	44	17	21	16
More	33	29	25	33	32	38	50	34
Currently doing the right amount	16	5	4	7	18	28	20	32
<b>Much less/Less</b>	<b>10</b>	<b>6</b>	<b>3</b>	<b>9</b>	<b>6</b>	<b>16</b>	<b>9</b>	<b>18</b>
Less	6	4	3	6	4	9	5	10
Much Less	4	2	--	3	3	7	4	8

## Do you think each of the following should be doing more or less to address global warming? (Cont'd.)

### Citizens themselves

		Democrats				Republicans		
	<b>Total Registered Voters</b>	<b>Total</b>	<b>Liberal</b>	<b>Mod/Con</b>	<b>Ind/Other</b>	<b>Total</b>	<b>Liberal/Mod</b>	<b>Con</b>
Unweighted Base	(1,070)	(459)	(240)	(219)	(120)	(442)	(127)	(313)
	%	%	%	%	%	%	%	%
<b>Much more/More</b>	<b>68</b>	<b>86</b>	<b>90</b>	<b>81</b>	<b>73</b>	<b>47</b>	<b>59</b>	<b>43</b>
Much more	26	37	45	29	35	11	12	10
More	42	49	45	52	38	37	47	33
Currently doing the right amount	21	9	8	10	18	36	30	39
<b>Much less/Less</b>	<b>10</b>	<b>5</b>	<b>3</b>	<b>9</b>	<b>10</b>	<b>16</b>	<b>10</b>	<b>19</b>
Less	6	4	2	6	6	9	7	9
Much Less	4	2	--	3	4	7	3	9

### The U.S. Congress

		Democrats				Republicans		
	<b>Total Registered Voters</b>	<b>Total</b>	<b>Liberal</b>	<b>Mod/Con</b>	<b>Ind/Other</b>	<b>Total</b>	<b>Liberal/Mod</b>	<b>Con</b>
Unweighted Base	(1,070)	(459)	(240)	(219)	(120)	(442)	(127)	(313)
	%	%	%	%	%	%	%	%
<b>Much more/More</b>	<b>63</b>	<b>87</b>	<b>93</b>	<b>80</b>	<b>63</b>	<b>36</b>	<b>52</b>	<b>29</b>
Much more	35	56	67	44	42	9	11	8
More	29	31	26	37	21	27	41	21
Currently doing the right amount	20	7	4	11	22	35	32	36
<b>Much less/Less</b>	<b>17</b>	<b>6</b>	<b>3</b>	<b>9</b>	<b>16</b>	<b>30</b>	<b>15</b>	<b>36</b>
Less	10	3	2	4	10	17	11	20
Much Less	7	3	1	5	5	12	5	15

### President Trump

		Democrats				Republicans		
	<b>Total Registered Voters</b>	<b>Total</b>	<b>Liberal</b>	<b>Mod/Con</b>	<b>Ind/Other</b>	<b>Total</b>	<b>Liberal/Mod</b>	<b>Con</b>
Unweighted Base	(1,070)	(459)	(240)	(219)	(120)	(442)	(127)	(313)
	%	%	%	%	%	%	%	%
<b>Much more/More</b>	<b>61</b>	<b>86</b>	<b>92</b>	<b>81</b>	<b>63</b>	<b>31</b>	<b>48</b>	<b>24</b>
Much more	40	66	79	53	43	9	14	7
More	21	20	13	28	20	22	34	18
Currently doing the right amount	25	7	4	9	24	48	38	52
<b>Much less/Less</b>	<b>14</b>	<b>7</b>	<b>4</b>	<b>10</b>	<b>12</b>	<b>21</b>	<b>14</b>	<b>24</b>
Less	6	2	1	3	3	12	10	12
Much Less	8	5	3	7	9	10	4	12



**Do you think each of the following should be doing more or less to address global warming?  
(Cont'd.)**

**Your member of Congress**

		Democrats				Republicans		
	<b>Total Registered Voters</b>	<b>Total</b>	<b>Liberal</b>	<b>Mod/ Con</b>	<b>Ind/ Other</b>	<b>Total</b>	<b>Liberal/ Mod</b>	<b>Con</b>
Unweighted Base	(1,070)	(459)	(240)	(219)	(120)	(442)	(127)	(313)
	%	%	%	%	%	%	%	%
<b>Much more/More</b>	<b>60</b>	<b>80</b>	<b>84</b>	<b>76</b>	<b>61</b>	<b>35</b>	<b>50</b>	<b>29</b>
Much more	31	47	56	37	35	9	12	9
More	30	33	28	39	25	26	39	21
Currently doing the right amount	24	14	13	16	27	37	36	37
<b>Much less/Less</b>	<b>15</b>	<b>6</b>	<b>4</b>	<b>8</b>	<b>12</b>	<b>28</b>	<b>13</b>	<b>33</b>
Less	9	3	3	4	7	16	7	19
Much Less	7	2	1	5	5	12	5	15

**Do you think...global warming should be a low, medium, high, or very high priority for the president and Congress?**

		Democrats				Republicans		
	<b>Total Registered Voters</b>	<b>Total</b>	<b>Liberal</b>	<b>Mod/ Con</b>	<b>Ind/ Other</b>	<b>Total</b>	<b>Liberal/ Mod</b>	<b>Con</b>
Unweighted Base	(1,070)	(459)	(240)	(219)	(120)	(442)	(127)	(313)
	%	%	%	%	%	%	%	%
Low	25	6	3	9	24	47	30	54
Medium	22	16	12	21	23	29	31	29
High	26	33	31	36	28	18	31	13
Very High	26	44	54	34	25	5	8	4

### How much do you support or oppose the following policies?

**Set strict carbon dioxide emission limits on existing coal-fired power plants to reduce global warming and improve public health. Power plants would have to reduce their emissions and/or invest in renewable energy and energy efficiency. The cost of electricity to consumers and companies would likely increase. (May, 2017)**

		Democrats				Republicans		
	<b>Total Registered Voters</b>	<b>Total</b>	<b>Liberal</b>	<b>Mod/Con</b>	<b>Ind/Other</b>	<b>Total</b>	<b>Liberal/Mod</b>	<b>Con</b>
Unweighted Base	(1,070)	(459)	(240)	(219)	(120)	(442)	(127)	(313)
	%	%	%	%	%	%	%	%
<b>Strongly/Somewhat support</b>	<b>69</b>	<b>90</b>	<b>94</b>	<b>85</b>	<b>67</b>	<b>46</b>	<b>52</b>	<b>43</b>
Strongly support	27	44	53	34	27	10	12	9
Somewhat support	42	46	41	51	40	36	40	35
<b>Strongly/Somewhat oppose</b>	<b>31</b>	<b>10</b>	<b>6</b>	<b>15</b>	<b>31</b>	<b>54</b>	<b>47</b>	<b>56</b>
Somewhat oppose	16	8	5	11	17	25	31	23
Strongly oppose	14	2	--	4	15	29	16	33

**Set strict carbon dioxide emission limits on existing coal-fired power plants to reduce global warming and improve public health. Power plants would have to reduce their emissions and/or invest in renewable energy and energy efficiency. The cost of electricity to consumers and companies would likely increase. (November, 2016)**

		Democrats				Republicans		
	<b>Total Registered Voters</b>	<b>Total</b>	<b>Liberal</b>	<b>Mod/Con</b>	<b>Ind/Other</b>	<b>Total</b>	<b>Liberal/Mod</b>	<b>Con</b>
Unweighted Base	(1061)	(469)	(239)	(227)	(97)	(455)	(143)	(310)
	%	%	%	%	%	%	%	%
<b>Strongly/Somewhat support</b>	<b>70</b>	<b>85</b>	<b>92</b>	<b>78</b>	<b>62</b>	<b>52</b>	<b>76</b>	<b>40</b>
Strongly support	23	34	46	22	20	12	21	7
Somewhat support	46	51	46	56	43	40	55	32
<b>Strongly/Somewhat oppose</b>	<b>30</b>	<b>14</b>	<b>8</b>	<b>21</b>	<b>38</b>	<b>47</b>	<b>23</b>	<b>59</b>
Somewhat oppose	15	9	7	12	18	22	13	27
Strongly oppose	14	5	1	9	20	25	10	32

**How much do you support or oppose the following policies? (Cont'd.)**

**Require fossil fuel companies to pay a carbon tax and use the money to reduce other taxes (such as income tax) by an equal amount. (May, 2017)**

		Democrats				Republicans		
	<b>Total Registered Voters</b>	<b>Total</b>	<b>Liberal</b>	<b>Mod/Con</b>	<b>Ind/Other</b>	<b>Total</b>	<b>Liberal/Mod</b>	<b>Con</b>
Unweighted Base	(1,070)	(459)	(240)	(219)	(120)	(442)	(127)	(313)
	%	%	%	%	%	%	%	%
<b>Strongly/Somewhat support</b>	<b>70</b>	<b>88</b>	<b>91</b>	<b>86</b>	<b>68</b>	<b>48</b>	<b>59</b>	<b>43</b>
Strongly support	29	44	52	37	22	11	17	9
Somewhat support	41	44	39	49	46	36	42	34
<b>Strongly/Somewhat oppose</b>	<b>29</b>	<b>11</b>	<b>9</b>	<b>13</b>	<b>29</b>	<b>51</b>	<b>40</b>	<b>56</b>
Somewhat oppose	16	9	7	11	17	25	26	25
Strongly oppose	13	2	2	3	12	26	14	31

**Require fossil fuel companies to pay a carbon tax and use the money to reduce other taxes (such as income tax) by an equal amount. (November, 2016)**

		Democrats				Republicans		
	<b>Total Registered Voters</b>	<b>Total</b>	<b>Liberal</b>	<b>Mod/Con</b>	<b>Ind/Other</b>	<b>Total</b>	<b>Liberal/Mod</b>	<b>Con</b>
Unweighted Base	(1061)	(469)	(239)	(227)	(97)	(455)	(143)	(310)
	%	%	%	%	%	%	%	%
<b>Strongly/Somewhat support</b>	<b>66</b>	<b>81</b>	<b>87</b>	<b>74</b>	<b>60</b>	<b>49</b>	<b>67</b>	<b>39</b>
Strongly support	24	36	44	27	21	9	15	6
Somewhat support	43	45	44	46	39	40	52	34
<b>Strongly/Somewhat oppose</b>	<b>33</b>	<b>19</b>	<b>13</b>	<b>26</b>	<b>40</b>	<b>50</b>	<b>31</b>	<b>60</b>
Somewhat oppose	19	14	10	18	19	26	20	29
Strongly oppose	14	5	3	8	21	24	12	31

**How much do you support or oppose the following policies? (Cont'd.)****Fund more research into renewable energy sources, such as solar and wind power. (May, 2017)**

		Democrats				Republicans		
	<b>Total Registered Voters</b>	<b>Total</b>	<b>Liberal</b>	<b>Mod/ Con</b>	<b>Ind/ Other</b>	<b>Total</b>	<b>Liberal/ Mod</b>	<b>Con</b>
Unweighted Base	(1,070)	(459)	(240)	(219)	(120)	(442)	(127)	(313)
	%	%	%	%	%	%	%	%
<b>Strongly/Somewhat support</b>	<b>86</b>	<b>95</b>	<b>98</b>	<b>93</b>	<b>82</b>	<b>76</b>	<b>87</b>	<b>72</b>
Strongly support	46	64	77	50	48	24	34	20
Somewhat support	40	31	21	42	34	52	53	52
<b>Strongly/Somewhat oppose</b>	<b>13</b>	<b>4</b>	<b>1</b>	<b>6</b>	<b>17</b>	<b>22</b>	<b>11</b>	<b>27</b>
Somewhat oppose	8	3	--	6	12	12	8	14
Strongly oppose	5	1	--	1	5	10	3	13

**Fund more research into renewable energy sources, such as solar and wind power. (November, 2017)**

		Democrats				Republicans		
	<b>Total Registered Voters</b>	<b>Total</b>	<b>Liberal</b>	<b>Mod/ Con</b>	<b>Ind/ Other</b>	<b>Total</b>	<b>Liberal/ Mod</b>	<b>Con</b>
Unweighted Base	(1061)	(469)	(239)	(227)	(97)	(455)	(143)	(310)
	%	%	%	%	%	%	%	%
<b>Strongly/Somewhat support</b>	<b>82</b>	<b>90</b>	<b>93</b>	<b>87</b>	<b>76</b>	<b>74</b>	<b>88</b>	<b>67</b>
Strongly support	39	55	65	44	35	22	31	17
Somewhat support	43	35	28	43	41	52	57	49
<b>Strongly/Somewhat oppose</b>	<b>17</b>	<b>9</b>	<b>6</b>	<b>12</b>	<b>24</b>	<b>25</b>	<b>10</b>	<b>32</b>
Somewhat oppose	11	8	5	10	16	14	7	18
Strongly oppose	6	2	1	2	8	10	4	14

## How much do you support or oppose the following policies? (Cont'd.)

### Provide tax rebates for people who purchase energy-efficient vehicles or solar panels. (May, 2017)

		Democrats				Republicans		
	<b>Total Registered Voters</b>	<b>Total</b>	<b>Liberal</b>	<b>Mod/Con</b>	<b>Ind/Other</b>	<b>Total</b>	<b>Liberal/Mod</b>	<b>Con</b>
Unweighted Base	(1,070)	(459)	(240)	(219)	(120)	(442)	(127)	(313)
	%	%	%	%	%	%	%	%
<b>Strongly/Somewhat support</b>	<b>84</b>	<b>95</b>	<b>99</b>	<b>91</b>	<b>82</b>	<b>74</b>	<b>81</b>	<b>71</b>
Strongly support	39	56	68	44	45	19	25	17
Somewhat support	45	39	31	47	37	55	56	54
<b>Strongly/Somewhat oppose</b>	<b>15</b>	<b>5</b>	<b>1</b>	<b>9</b>	<b>17</b>	<b>25</b>	<b>16</b>	<b>28</b>
Somewhat oppose	8	5	1	8	9	12	13	12
Strongly oppose	6	--	*	--	8	12	4	15

### Provide tax rebates for people who purchase energy-efficient vehicles or solar panels. (November, 2016)

		Democrats				Republicans		
	<b>Total Registered Voters</b>	<b>Total</b>	<b>Liberal</b>	<b>Mod/Con</b>	<b>Ind/Other</b>	<b>Total</b>	<b>Liberal/Mod</b>	<b>Con</b>
Unweighted Base	(1061)	(469)	(239)	(227)	(97)	(455)	(143)	(310)
	%	%	%	%	%	%	%	%
<b>Strongly/Somewhat support</b>	<b>80</b>	<b>89</b>	<b>91</b>	<b>88</b>	<b>70</b>	<b>71</b>	<b>83</b>	<b>66</b>
Strongly support	36	48	53	44	29	24	34	18
Somewhat support	44	41	38	44	41	48	49	47
<b>Strongly/Somewhat oppose</b>	<b>19</b>	<b>11</b>	<b>9</b>	<b>12</b>	<b>30</b>	<b>28</b>	<b>16</b>	<b>34</b>
Somewhat oppose	11	8	8	8	21	13	9	15
Strongly oppose	8	2	1	4	9	15	7	18

## How much do you support or oppose the following policies? (Cont'd.)

### Regulate carbon dioxide (the primary greenhouse gas) as a pollutant. (May, 2016)

		Democrats				Republicans		
	<b>Total Registered Voters</b>	<b>Total</b>	<b>Liberal</b>	<b>Mod/Con</b>	<b>Ind/Other</b>	<b>Total</b>	<b>Liberal/Mod</b>	<b>Con</b>
Unweighted Base	(1,070)	(459)	(240)	(219)	(120)	(442)	(127)	(313)
	%	%	%	%	%	%	%	%
<b>Strongly/Somewhat support</b>	<b>77</b>	<b>94</b>	<b>96</b>	<b>92</b>	<b>75</b>	<b>57</b>	<b>72</b>	<b>51</b>
Strongly support	34	54	64	43	31	12	17	10
Somewhat support	43	40	32	50	43	45	55	41
<b>Strongly/Somewhat oppose</b>	<b>22</b>	<b>6</b>	<b>4</b>	<b>8</b>	<b>23</b>	<b>41</b>	<b>25</b>	<b>48</b>
Somewhat oppose	14	5	3	7	14	24	17	27
Strongly oppose	8	--	--	--	10	17	8	21

### Regulate carbon dioxide (the primary greenhouse gas) as a pollutant. (November, 2017)

		Democrats				Republicans		
	<b>Total Registered Voters</b>	<b>Total</b>	<b>Liberal</b>	<b>Mod/Con</b>	<b>Ind/Other</b>	<b>Total</b>	<b>Liberal/Mod</b>	<b>Con</b>
Unweighted Base	(1061)	(469)	(239)	(227)	(97)	(455)	(143)	(310)
	%	%	%	%	%	%	%	%
<b>Strongly/Somewhat support</b>	<b>76</b>	<b>90</b>	<b>93</b>	<b>88</b>	<b>71</b>	<b>60</b>	<b>76</b>	<b>51</b>
Strongly support	31	47	59	36	29	14	23	10
Somewhat support	44	43	34	52	42	46	53	41
<b>Strongly/Somewhat oppose</b>	<b>24</b>	<b>10</b>	<b>7</b>	<b>12</b>	<b>29</b>	<b>39</b>	<b>22</b>	<b>48</b>
Somewhat oppose	13	7	4	10	14	20	13	24
Strongly oppose	10	2	3	2	15	19	9	24

## How much can people like you, working together, affect what the government does about global warming?

		Democrats				Republicans		
	<b>Total Registered Voters</b>	<b>Total</b>	<b>Liberal</b>	<b>Mod/Con</b>	<b>Ind/Other</b>	<b>Total</b>	<b>Liberal/Mod</b>	<b>Con</b>
Unweighted Base	(1,070)	(459)	(240)	(219)	(120)	(442)	(127)	(313)
	%	%	%	%	%	%	%	%
Not at all	13	7	6	8	12	17	20	16
A little	33	28	28	28	28	40	34	42
A moderate amount	32	37	35	38	35	25	20	27
A lot	13	15	15	16	17	11	20	8
A great deal	9	12	15	8	6	6	5	6

**How likely would you be to do each of the following things if a person you like and respect asked you to?**

**Sign a petition about global warming, either online or in person**

		Democrats				Republicans		
	<b>Total Registered Voters</b>	<b>Total</b>	<b>Liberal</b>	<b>Mod/ Con</b>	<b>Ind/ Other</b>	<b>Total</b>	<b>Liberal/ Mod</b>	<b>Con</b>
Unweighted Base	(1,070)	(459)	(240)	(219)	(120)	(442)	(127)	(313)
	%	%	%	%	%	%	%	%
Definitely would	25	39	48	30	21	10	14	9
Probably would	30	37	37	37	42	22	29	19
Probably would not	15	7	6	9	17	22	21	22
Definitely would not	17	3	2	5	13	32	19	37
Don't know	9	8	4	12	5	10	14	8
Prefer not to answer	3	4	1	6	2	3	3	3

**Vote for a candidate for public office because of their position on global warming**

		Democrats				Republicans		
	<b>Total Registered Voters</b>	<b>Total</b>	<b>Liberal</b>	<b>Mod/ Con</b>	<b>Ind/ Other</b>	<b>Total</b>	<b>Liberal/ Mod</b>	<b>Con</b>
Unweighted Base	(1,070)	(459)	(240)	(219)	(120)	(442)	(127)	(313)
	%	%	%	%	%	%	%	%
Definitely would	21	34	44	24	16	7	8	7
Probably would	31	37	38	36	41	22	29	19
Probably would not	16	8	7	9	19	23	21	25
Definitely would not	16	5	3	7	9	28	20	31
Don't know	13	12	5	19	12	14	15	14
Prefer not to answer	3	2	1	4	3	4	4	4

**How likely would you be to do each of the following things if a person you like and respect asked you to? (Cont'd.)**

**Donate money to an organization working on global warming**

		Democrats				Republicans		
	<b>Total Registered Voters</b>	<b>Total</b>	<b>Liberal</b>	<b>Mod/Con</b>	<b>Ind/Other</b>	<b>Total</b>	<b>Liberal/Mod</b>	<b>Con</b>
Unweighted Base	(1,070)	(459)	(240)	(219)	(120)	(442)	(127)	(313)
	%	%	%	%	%	%	%	%
Definitely would	9	15	18	12	11	2	1	3
Probably would	26	39	45	32	29	11	18	9
Probably would not	21	16	14	18	25	27	29	27
Definitely would not	26	9	8	9	19	46	32	51
Don't know	13	15	11	19	11	9	15	7
Prefer not to answer	4	5	3	7	4	3	4	3

**Write letters, emails, or phone government officials about global warming**

		Democrats				Republicans		
	<b>Total Registered Voters</b>	<b>Total</b>	<b>Liberal</b>	<b>Mod/Con</b>	<b>Ind/Other</b>	<b>Total</b>	<b>Liberal/Mod</b>	<b>Con</b>
Unweighted Base	(1,070)	(459)	(240)	(219)	(120)	(442)	(127)	(313)
	%	%	%	%	%	%	%	%
Definitely would	10	17	22	12	12	3	3	3
Probably would	21	31	33	29	23	9	16	7
Probably would not	29	25	24	26	34	32	29	34
Definitely would not	24	9	8	11	17	43	37	45
Don't know	11	13	10	16	10	8	12	6
Prefer not to answer	3	3	2	5	3	3	2	4



**How likely would you be to do each of the following things if a person you like and respect asked you to? (Cont'd.)**

**Volunteer your time to an organization working on global warming**

		Democrats				Republicans		
	<b>Total Registered Voters</b>	<b>Total</b>	<b>Liberal</b>	<b>Mod/Con</b>	<b>Ind/Other</b>	<b>Total</b>	<b>Liberal/Mod</b>	<b>Con</b>
Unweighted Base	(1,070)	(459)	(240)	(219)	(120)	(442)	(127)	(313)
	%	%	%	%	%	%	%	%
Definitely would	6	7	8	7	10	2	2	2
Probably would	24	36	39	34	26	12	19	9
Probably would not	28	27	28	26	31	29	30	28
Definitely would not	24	10	10	11	16	43	30	48
Don't know	13	15	11	19	14	10	15	8
Prefer not to answer	3	3	3	4	3	3	3	3

**Meet with an elected official or their staff about global warming**

		Democrats				Republicans		
	<b>Total Registered Voters</b>	<b>Total</b>	<b>Liberal</b>	<b>Mod/Con</b>	<b>Ind/Other</b>	<b>Total</b>	<b>Liberal/Mod</b>	<b>Con</b>
Unweighted Base	(1,070)	(459)	(240)	(219)	(120)	(442)	(127)	(313)
	%	%	%	%	%	%	%	%
Definitely would	10	15	21	9	12	4	3	4
Probably would	20	27	29	26	24	11	16	9
Probably would not	30	29	30	29	24	34	34	33
Definitely would not	23	10	8	12	20	37	29	40
Don't know	13	13	7	18	15	10	15	8
Prefer not to answer	3	4	2	6	3	3	2	3

**How likely would you be to do each of the following things if a person you like and respect asked you to? (Cont'd.)**

**Attend a political rally, speech, or organized protest about global warming**

		Democrats				Republicans		
	<b>Total Registered Voters</b>	<b>Total</b>	<b>Liberal</b>	<b>Mod/Con</b>	<b>Ind/Other</b>	<b>Total</b>	<b>Liberal/Mod</b>	<b>Con</b>
Unweighted Base	(1,070)	(459)	(240)	(219)	(120)	(442)	(127)	(313)
	%	%	%	%	%	%	%	%
Definitely would	7	12	15	8	5	2	3	2
Probably would	18	30	37	22	18	6	8	5
Probably would not	30	28	26	30	38	30	27	31
Definitely would not	29	13	9	17	23	49	46	50
Don't know	12	13	10	17	14	9	13	7
Prefer not to answer	3	4	3	6	1	3	2	3

**Write a letter to the editor of a newspaper or magazine or call a live radio or TV show to express an opinion about global warming**

		Democrats				Republicans		
	<b>Total Registered Voters</b>	<b>Total</b>	<b>Liberal</b>	<b>Mod/Con</b>	<b>Ind/Other</b>	<b>Total</b>	<b>Liberal/Mod</b>	<b>Con</b>
Unweighted Base	(1,070)	(459)	(240)	(219)	(120)	(442)	(127)	(313)
	%	%	%	%	%	%	%	%
Definitely would	6	10	13	7	5	3	2	3
Probably would	15	23	26	19	18	7	10	6
Probably would not	34	34	36	33	39	31	31	31
Definitely would not	28	14	11	18	25	44	39	46
Don't know	13	15	11	19	12	10	13	8
Prefer not to answer	3	3	2	4	2	3	3	3

**Over the past 12 months, how many times have you done the following?****Written letters, emailed, or phoned government officials about global warming (May, 2017)**

		Democrats				Republicans		
	<b>Total Registered Voters</b>	<b>Total</b>	<b>Liberal</b>	<b>Mod/Con</b>	<b>Ind/Other</b>	<b>Total</b>	<b>Liberal/Mod</b>	<b>Con</b>
Unweighted Base	(1,070)	(459)	(240)	(219)	(120)	(442)	(127)	(313)
	%	%	%	%	%	%	%	%
Many times (6+)	2	3	4	1	3	*	*	*
Several times (4-5)	2	4	6	3	2	*	*	*
A few times (2-3)	6	9	13	4	6	3	*	4
Once	4	6	6	6	7	2	2	2
Never	82	73	68	79	80	91	95	90
Don't know	4	5	3	7	3	3	3	4

**[If one or more times] When you contacted a government official did you... (May, 2017)**

		Democrats				Republicans		
	<b>Total Registered Voters</b>	<b>Total</b>	<b>Liberal</b>	<b>Mod/Con</b>	<b>Ind/Other</b>	<b>Total</b>	<b>Liberal/Mod</b>	<b>Con</b>
Unweighted Base	(1,070)	(459)	(240)	(219)	(120)	(442)	(127)	(313)
	%	%	%	%	%	%	%	%
Urge them to take action to reduce global warming	12	21	29	13	14	4	2	5
Urge them not to take action to reduce global warming	1	1	1	1	3	1	1	1
Other (please specify)	--	*	*	*	*	*	*	*
Not asked	86	78	71	86	83	95	97	94

**Over the past 12 months, how many times have you done these things? Written letters, emailed, or phoned government officials about global warming. (March, 2016)**

		Democrats				Republicans		
	<b>Total Registered Voters</b>	<b>Total</b>	<b>Liberal</b>	<b>Mod/Con</b>	<b>Ind/Other</b>	<b>Total</b>	<b>Liberal/Mod</b>	<b>Con</b>
Unweighted Base	(1,004)	(451)	(249)	(200)	(103)	(399)	(132)	(267)
	%	%	%	%	%	%	%	%
Many times (6+)	*	1	1	*	--	1	1	*
Several times (4-5)	2	4	5	3	2	*	1	--
A few times (2-3)	4	5	6	3	2	4	6	2
Once	3	4	5	2	3	1	2	1
Never	87	84	81	87	89	92	86	96
Don't know	3	3	2	4	3	2	4	1

**[If one or more times] When you contacted a government official did you... (March, 2016)**

		Democrats				Republicans		
	<b>Total Registered Voters</b>	<b>Total</b>	<b>Liberal</b>	<b>Mod/Con</b>	<b>Ind/Other</b>	<b>Total</b>	<b>Liberal/Mod</b>	<b>Con</b>
Unweighted Base	(1,004)	(451)	(249)	(200)	(103)	(399)	(132)	(267)
	%	%	%	%	%	%	%	%
Urge them to take action to reduce global warming	8	12	16	8	6	4	8	1
Urge them not to take action to reduce global warming	1	1	1	*	--	2	2	1
Other (please specify)	*	*	*	--	1	*	--	*
Not asked	90	86	83	91	93	94	90	97

### How willing or unwilling would you be to join a campaign to convince elected officials to reduce global warming?

		Democrats				Republicans		
	<b>Total Registered Voters</b>			<b>Mod/Con</b>	<b>Ind/Other</b>		<b>Liberal/Mod</b>	<b>Con</b>
	<u>Total</u>	<u>Liberal</u>				<u>Total</u>		
Unweighted Base	(1,070)	(459)	(240)	(219)	(120)	(442)	(127)	(313)
	%	%	%	%	%	%	%	%
I am participating in a campaign like this now	2	2	4	2	4	--	*	--
I definitely would do it	9	15	19	12	5	3	2	3
I probably would do it	21	31	36	26	21	8	13	6
I probably would not do it	18	14	15	14	18	23	28	22
I definitely would not do it	22	7	6	7	21	40	25	46
Not sure	20	24	17	31	21	15	20	14
Prefer not to answer	8	6	4	8	10	9	13	8

### How strongly would you agree or disagree with each of the following statements regarding contacting elected officials about global warming?

Nobody has ever asked me to

		Democrats				Republicans		
	<b>Total Registered Voters</b>			<b>Mod/Con</b>	<b>Ind/Other</b>		<b>Liberal/Mod</b>	<b>Con</b>
	<u>Total</u>	<u>Liberal</u>				<u>Total</u>		
Unweighted Base	(1,070)	(459)	(240)	(219)	(120)	(442)	(127)	(313)
	%	%	%	%	%	%	%	%
<b>Strongly/Somewhat agree</b>	<b>78</b>	<b>78</b>	<b>70</b>	<b>86</b>	<b>70</b>	<b>78</b>	<b>83</b>	<b>77</b>
Strongly agree	43	37	31	43	39	47	44	48
Somewhat agree	35	41	39	43	31	31	39	29
<b>Strongly/Somewhat disagree</b>	<b>20</b>	<b>21</b>	<b>29</b>	<b>13</b>	<b>28</b>	<b>18</b>	<b>14</b>	<b>20</b>
Somewhat disagree	13	12	17	7	20	13	14	12
Strongly disagree	7	9	12	5	8	6	*	8
Refused	2	2	2	1	2	3	4	3

## How strongly would you agree or disagree with each of the following statements regarding contacting elected officials about global warming? (Cont'd.)

### It wouldn't make any difference if I contacted elected officials about global warming

		Democrats				Republicans		
	<b>Total Registered Voters</b>	<b>Total</b>	<b>Liberal</b>	<b>Mod/Con</b>	<b>Ind/Other</b>	<b>Total</b>	<b>Liberal/Mod</b>	<b>Con</b>
Unweighted Base	(1,070)	(459)	(240)	(219)	(120)	(442)	(127)	(313)
	%	%	%	%	%	%	%	%
<b>Strongly/Somewhat agree</b>	<b>64</b>	<b>59</b>	<b>56</b>	<b>63</b>	<b>59</b>	<b>67</b>	<b>70</b>	<b>66</b>
Strongly agree	19	13	13	13	15	25	28	24
Somewhat agree	45	46	43	49	44	42	42	42
<b>Strongly/Somewhat disagree</b>	<b>36</b>	<b>40</b>	<b>42</b>	<b>37</b>	<b>39</b>	<b>33</b>	<b>29</b>	<b>34</b>
Somewhat disagree	26	28	29	28	22	27	27	26
Strongly disagree	9	11	14	9	17	6	3	7
Refused	1	1	2	--	2	1	1	1

### I don't contact elected officials about global warming because I am not an activist

		Democrats				Republicans		
	<b>Total Registered Voters</b>	<b>Total</b>	<b>Liberal</b>	<b>Mod/Con</b>	<b>Ind/Other</b>	<b>Total</b>	<b>Liberal/Mod</b>	<b>Con</b>
Unweighted Base	(1,070)	(459)	(240)	(219)	(120)	(442)	(127)	(313)
	%	%	%	%	%	%	%	%
<b>Strongly/Somewhat agree</b>	<b>62</b>	<b>52</b>	<b>42</b>	<b>64</b>	<b>61</b>	<b>72</b>	<b>71</b>	<b>73</b>
Strongly agree	22	12	8	17	18	31	27	33
Somewhat agree	41	40	34	47	43	41	44	39
<b>Strongly/Somewhat disagree</b>	<b>36</b>	<b>46</b>	<b>56</b>	<b>35</b>	<b>38</b>	<b>26</b>	<b>26</b>	<b>26</b>
Somewhat disagree	23	31	38	23	19	19	20	18
Strongly disagree	13	16	18	13	19	8	6	8
Refused	2	1	2	1	1	2	3	1

## How strongly would you agree or disagree with each of the following statements regarding contacting elected officials about global warming? (Cont'd.)

### I don't know which elected officials to contact about global warming

		Democrats				Republicans		
	<b>Total Registered Voters</b>	<b>Total</b>	<b>Liberal</b>	<b>Mod/Con</b>	<b>Ind/Other</b>	<b>Total</b>	<b>Liberal/Mod</b>	<b>Con</b>
Unweighted Base	(1,070)	(459)	(240)	(219)	(120)	(442)	(127)	(313)
	%	%	%	%	%	%	%	%
<b>Strongly/Somewhat agree</b>	<b>52</b>	<b>55</b>	<b>43</b>	<b>67</b>	<b>48</b>	<b>45</b>	<b>52</b>	<b>42</b>
Strongly agree	17	19	11	27	13	12	16	11
Somewhat agree	35	36	33	40	35	33	36	31
<b>Strongly/Somewhat disagree</b>	<b>46</b>	<b>43</b>	<b>56</b>	<b>31</b>	<b>51</b>	<b>53</b>	<b>46</b>	<b>55</b>
Somewhat disagree	25	24	27	20	25	29	32	27
Strongly disagree	21	20	29	11	26	24	14	28
Refused	2	1	1	1	1	3	2	3

### If I contacted an elected official about global warming, I wouldn't know what to say

		Democrats				Republicans		
	<b>Total Registered Voters</b>	<b>Total</b>	<b>Liberal</b>	<b>Mod/Con</b>	<b>Ind/Other</b>	<b>Total</b>	<b>Liberal/Mod</b>	<b>Con</b>
Unweighted Base	(1,070)	(459)	(240)	(219)	(120)	(442)	(127)	(313)
	%	%	%	%	%	%	%	%
<b>Strongly/Somewhat agree</b>	<b>51</b>	<b>53</b>	<b>42</b>	<b>64</b>	<b>49</b>	<b>44</b>	<b>51</b>	<b>42</b>
Strongly agree	15	14	7	20	12	15	17	14
Somewhat agree	36	39	35	44	37	29	34	28
<b>Strongly/Somewhat disagree</b>	<b>48</b>	<b>46</b>	<b>58</b>	<b>34</b>	<b>51</b>	<b>53</b>	<b>45</b>	<b>56</b>
Somewhat disagree	27	28	33	23	28	28	35	25
Strongly disagree	20	18	25	11	23	25	10	31
Refused	2	1	--	2	*	3	4	3

## How strongly would you agree or disagree with each of the following statements regarding contacting elected officials about global warming? (Cont'd.)

### I'm too busy to contact elected officials about global warming

		Democrats				Republicans		
	<b>Total Registered Voters</b>	<b>Total</b>	<b>Liberal</b>	<b>Mod/Con</b>	<b>Ind/Other</b>	<b>Total</b>	<b>Liberal/Mod</b>	<b>Con</b>
Unweighted Base	(1,070)	(459)	(240)	(219)	(120)	(442)	(127)	(313)
	%	%	%	%	%	%	%	%
<b>Strongly/Somewhat agree</b>	<b>47</b>	<b>43</b>	<b>39</b>	<b>47</b>	<b>44</b>	<b>49</b>	<b>50</b>	<b>49</b>
Strongly agree	12	7	4	9	8	16	17	16
Somewhat agree	35	36	34	38	37	33	33	33
<b>Strongly/Somewhat disagree</b>	<b>51</b>	<b>55</b>	<b>60</b>	<b>49</b>	<b>55</b>	<b>49</b>	<b>48</b>	<b>50</b>
Somewhat disagree	32	33	36	30	32	32	37	30
Strongly disagree	19	22	24	20	23	17	11	20
Refused	2	2	1	4	1	1	2	1

### It's too much effort to contact elected officials about global warming

		Democrats				Republicans		
	<b>Total Registered Voters</b>	<b>Total</b>	<b>Liberal</b>	<b>Mod/Con</b>	<b>Ind/Other</b>	<b>Total</b>	<b>Liberal/Mod</b>	<b>Con</b>
Unweighted Base	(1,070)	(459)	(240)	(219)	(120)	(442)	(127)	(313)
	%	%	%	%	%	%	%	%
<b>Strongly/Somewhat agree</b>	<b>43</b>	<b>38</b>	<b>29</b>	<b>47</b>	<b>33</b>	<b>46</b>	<b>45</b>	<b>47</b>
Strongly agree	10	7	7	8	6	11	9	12
Somewhat agree	33	31	23	39	27	35	36	35
<b>Strongly/Somewhat disagree</b>	<b>55</b>	<b>61</b>	<b>69</b>	<b>51</b>	<b>66</b>	<b>51</b>	<b>50</b>	<b>51</b>
Somewhat disagree	35	38	45	31	40	32	42	28
Strongly disagree	20	23	25	20	25	18	8	23
Refused	2	1	1	1	1	3	5	1



## How strongly would you agree or disagree with each of the following statements regarding contacting elected officials about global warming? (Cont'd.)

### I would feel uncomfortable contacting elected officials about global warming

		Democrats				Republicans		
	<b>Total Registered Voters</b>	<b>Total</b>	<b>Liberal</b>	<b>Mod/Con</b>	<b>Ind/Other</b>	<b>Total</b>	<b>Liberal/Mod</b>	<b>Con</b>
Unweighted Base	(1,070)	(459)	(240)	(219)	(120)	(442)	(127)	(313)
	%	%	%	%	%	%	%	%
<b>Strongly/Somewhat agree</b>	<b>41</b>	<b>42</b>	<b>35</b>	<b>50</b>	<b>32</b>	<b>41</b>	<b>43</b>	<b>41</b>
Strongly agree	10	9	4	14	4	11	10	12
Somewhat agree	31	33	30	36	27	30	33	29
<b>Strongly/Somewhat disagree</b>	<b>57</b>	<b>57</b>	<b>64</b>	<b>49</b>	<b>66</b>	<b>57</b>	<b>54</b>	<b>58</b>
Somewhat disagree	31	30	31	29	32	32	37	30
Strongly disagree	26	27	33	20	33	25	16	28
Refused	2	1	1	1	3	2	4	1

### I don't think it's important to contact elected officials about global warming

		Democrats				Republicans		
	<b>Total Registered Voters</b>	<b>Total</b>	<b>Liberal</b>	<b>Mod/Con</b>	<b>Ind/Other</b>	<b>Total</b>	<b>Liberal/Mod</b>	<b>Con</b>
Unweighted Base	(1,070)	(459)	(240)	(219)	(120)	(442)	(127)	(313)
	%	%	%	%	%	%	%	%
<b>Strongly/Somewhat agree</b>	<b>39</b>	<b>23</b>	<b>14</b>	<b>32</b>	<b>35</b>	<b>58</b>	<b>48</b>	<b>62</b>
Strongly agree	13	4	4	5	8	23	14	27
Somewhat agree	27	19	10	27	27	34	33	35
<b>Strongly/Somewhat disagree</b>	<b>59</b>	<b>75</b>	<b>84</b>	<b>66</b>	<b>63</b>	<b>41</b>	<b>50</b>	<b>37</b>
Somewhat disagree	39	44	47	42	43	31	40	27
Strongly disagree	20	31	37	24	19	10	11	9
Refused	2	2	2	2	3	2	2	2

## How strongly would you agree or disagree with each of the following statements regarding contacting elected officials about global warming? (Cont'd.)

**I feel I don't need to contact elected officials about global warming, because I'm already taking other actions**

		Democrats				Republicans		
	<b>Total Registered Voters</b>							
		<b>Total</b>	<b>Liberal</b>	<b>Mod/Con</b>	<b>Ind/Other</b>	<b>Total</b>	<b>Liberal/Mod</b>	<b>Con</b>
Unweighted Base	(1,070)	(459)	(240)	(219)	(120)	(442)	(127)	(313)
	%	%	%	%	%	%	%	%
<b>Strongly/Somewhat agree</b>	<b>28</b>	<b>23</b>	<b>20</b>	<b>25</b>	<b>30</b>	<b>34</b>	<b>35</b>	<b>33</b>
Strongly agree	5	3	3	2	5	8	7	8
Somewhat agree	23	20	17	23	25	26	27	26
<b>Strongly/Somewhat disagree</b>	<b>71</b>	<b>76</b>	<b>79</b>	<b>73</b>	<b>68</b>	<b>64</b>	<b>64</b>	<b>65</b>
Somewhat disagree	40	45	48	41	43	33	38	31
Strongly disagree	30	31	31	31	25	31	25	34
Refused	2	1	1	2	2	2	2	2

## People will criticize or make fun of me if I contact elected officials about global warming

		Democrats				Republicans		
	<b>Total Registered Voters</b>							
		<b>Total</b>	<b>Liberal</b>	<b>Mod/Con</b>	<b>Ind/Other</b>	<b>Total</b>	<b>Liberal/Mod</b>	<b>Con</b>
Unweighted Base	(1,070)	(459)	(240)	(219)	(120)	(442)	(127)	(313)
	%	%	%	%	%	%	%	%
<b>Strongly/Somewhat agree</b>	<b>15</b>	<b>14</b>	<b>10</b>	<b>19</b>	<b>10</b>	<b>16</b>	<b>18</b>	<b>15</b>
Strongly agree	2	2	2	2	2	3	5	2
Somewhat agree	12	13	8	18	8	13	14	13
<b>Strongly/Somewhat disagree</b>	<b>83</b>	<b>83</b>	<b>89</b>	<b>78</b>	<b>90</b>	<b>81</b>	<b>79</b>	<b>82</b>
Somewhat disagree	32	29	28	29	39	33	38	31
Strongly disagree	51	54	60	48	51	48	41	51
Refused	2	2	2	3	*	3	3	3

**How strongly would you agree or disagree with each of the following statements regarding contacting elected officials about global warming? (Cont'd.)**

**I'm concerned that if I contacted elected officials about global warming, I might attract unwanted attention from immigration authorities**

		Democrats				Republicans		
	<b>Total Registered Voters</b>	<b>Total</b>	<b>Liberal</b>	<b>Mod/Con</b>	<b>Ind/Other</b>	<b>Total</b>	<b>Liberal/Mod</b>	<b>Con</b>
Unweighted Base	(1,070)	(459)	(240)	(219)	(120)	(442)	(127)	(313)
	%	%	%	%	%	%	%	%
<b>Strongly/Somewhat agree</b>	<b>12</b>	<b>14</b>	<b>8</b>	<b>19</b>	<b>11</b>	<b>10</b>	<b>10</b>	<b>10</b>
Strongly agree	2	2	2	3	2	2	5	1
Somewhat agree	10	11	6	17	9	8	5	9
<b>Strongly/Somewhat disagree</b>	<b>86</b>	<b>85</b>	<b>90</b>	<b>79</b>	<b>89</b>	<b>88</b>	<b>89</b>	<b>87</b>
Somewhat disagree	15	15	13	17	15	14	15	13
Strongly disagree	71	70	78	62	74	74	74	74
Refused	2	2	1	2	1	2	1	3

**How many times, if ever, have you been contacted (by mail, phone, or in person) by an organization working to reduce global warming?**

		Democrats				Republicans		
	<b>Total Registered Voters</b>	<b>Total</b>	<b>Liberal</b>	<b>Mod/Con</b>	<b>Ind/Other</b>	<b>Total</b>	<b>Liberal/Mod</b>	<b>Con</b>
Unweighted Base	(1,070)	(459)	(240)	(219)	(120)	(442)	(127)	(313)
	%	%	%	%	%	%	%	%
Four or more times	4	5	7	4	8	3	5	2
Two or three times	6	9	13	5	6	4	1	5
Once	4	3	2	4	6	4	4	4
Never	67	65	59	70	60	71	71	70
Not sure	19	18	19	18	19	19	20	18

## Appendix II: Survey Method

The data in this report are based on a nationally representative survey of 1,266 American adults, aged 18 and older, 1,070 of whom are registered to vote. The survey was conducted May 18–June 6, 2017. All questionnaires were self-administered by respondents in a web-based environment. The survey took, on average, about 24 minutes to complete.

The sample was drawn from GfK's KnowledgePanel®, an online panel of members drawn using probability sampling methods. Prospective members are recruited using a combination of random digit dial and address-based sampling techniques that cover virtually all (non-institutional) resident phone numbers and addresses in the United States. Those contacted who would choose to join the panel but do not have access to the Internet are loaned computers and given Internet access so they may participate.

The sample therefore includes a representative cross-section of American adults – irrespective of whether they have Internet access, use only a cell phone, etc. Key demographic variables were weighted, post survey, to match US Census Bureau norms.

The survey instrument was designed by Anthony Leiserowitz, Seth Rosenthal, and Matthew Cutler of Yale University, and Edward Maibach and Connie Roser-Renouf of George Mason University.

### Margins of error

All samples are subject to some degree of sampling error – that is, statistical results obtained from a sample can be expected to differ somewhat from results that would be obtained if every member of the target population was interviewed. Average margins of error, at the 95% confidence level, are as follows:

- Total registered voters: Plus or minus 3 percentage points.
- Democrats (total): Plus or minus 5 points.
- Liberal Democrats: Plus or minus 6 points.
- Moderate/conservative Democrats: Plus or minus 7 points.
- Independents: Plus or minus 9 points.
- Republicans (total): Plus or minus 5 points.
- Liberal/moderate Republicans: Plus or minus 9 points.
- Conservative Republicans: Plus or minus 6 points.

### Rounding error

For tabulation purposes, percentage points are rounded off to the nearest whole number. As a result, percentages in a given chart may total slightly higher or lower than 100%. Summed response categories (e.g., “strongly support” + “somewhat support”) are rounded after sums are calculated (e.g., 1.3% + 1.3% = 2.6%, which, after rounding = 3%).

## Appendix III: Demographics

### Registered Voters

	N (unweighted) <b>1,070</b>	% (weighted) <b>100</b>
<b>Total</b>		
Men	531	47
Women	539	53
Millennial (18-36)	186	27
Generation X (37-52)	220	24
Baby Boomer (53-71)	497	38
Silent Generation (72+)	167	11
Less than high school	52	7
High school graduate	277	26
Some college/Associate degree/Technical degree	311	31
College graduate	235	20
Post graduate	195	16
<\$25K	133	13
\$25K - <\$50K	234	19
\$50K - <\$75K	206	18
\$75K - <\$100K	165	14
\$100K - <\$125K	134	14
\$125K+	198	22
Hispanic	98	14
White, non-Hispanic	805	67
Black, African-American non-Hispanic	109	12
Other non-Hispanic	58	6
Northeast	211	18
Midwest	239	21
South	359	38
West	261	23

**Full Sample**

	N (unweighted) <b>1,266</b>	% (weighted) <b>100</b>
<b>Total</b>		
Men	630	48
Women	636	52
Millennial (18-36)	281	33
Generation X (37-52)	268	24
Baby Boomer (53-71)	549	34
Silent Generation (72+)	168	9
Less than high school	96	12
High school graduate	366	29
Some college/Associate degree/Technical degree	350	29
College graduate	250	17
Post graduate	204	13
<\$25K	192	16
\$25K - <\$50K	290	21
\$50K - <\$75K	232	17
\$75K - <\$100K	187	14
\$100K - <\$125K	147	12
\$125K+	218	20
Hispanic	126	16
White, non-Hispanic	932	64
Black, African-American non-Hispanic	123	12
Other non-Hispanic	85	8
Northeast	252	18
Midwest	286	21
South	418	37
West	310	24



