


GLOBAL WARMING AND THE U.S. PRESIDENTIAL ELECTION, SPRING 2016



YALE PROGRAM ON
Climate Change
Communication



GEORGE MASON UNIVERSITY
CENTER for CLIMATE CHANGE
COMMUNICATION

Table of Contents

Introduction.....	2
Key Findings.....	4
1. Global Warming Beliefs and Attitudes	7
2. Global Warming as an Issue in the November 2016 Elections	12
3. Support for Action on Global Warming.....	18
Appendix I: Data Tables	23
Appendix II: Survey Method	45
Appendix III: Sample Demographics	46

Introduction

This report is based on findings from a nationally representative survey – *Climate Change in the American Mind* – conducted by the Yale Program on Climate Change Communication (<http://climatecommunication.yale.edu/>) and the George Mason University Center for Climate Change Communication (<http://www.climatechangecommunication.org>). Interview dates: March 18–31, 2016. Interviews: 1,004 Adults (18+) who are registered to vote. Average margin of error: +/- 3 percentage points at the 95% confidence level. The research was funded by the 11th Hour Project, the Energy Foundation, the Grantham Foundation, and the MacArthur Foundation.

Principal Investigators:

Anthony Leiserowitz, PhD
Yale Program on Climate Change Communication
anthony.leiserowitz@yale.edu

Edward Maibach, MPH, PhD
George Mason University Center for Climate Change Communication
emaibach@gmu.edu

Connie Roser-Renouf, PhD
George Mason University Center for Climate Change Communication
croserre@gmu.edu

Geoff Feinberg
Yale Program on Climate Change Communication
geoffrey.feinberg@yale.edu

Seth Rosenthal, PhD
Yale Program on Climate Change Communication
seth.rosenthal@yale.edu

Cite as: Leiserowitz, A., Maibach, E., Roser-Renouf, C., Feinberg, G., & Rosenthal, S. (2016). *Global Warming and the U.S. Presidential Election, Spring 2016*. Yale University and George Mason University. New Haven, CT: Yale Program on Climate Change Communication.

Reading notes:

- **This report was prepared prior to Ted Cruz’s (R) suspension of his presidential campaign. Mr. Cruz’s supporters are the most likely to think climate change is not happening.**
- This report is based only on registered voters.
- References to Republicans and Democrats throughout include registered voters who do not initially identify as Republicans or Democrats but who say they “lean” toward one party or the other in a follow-up question. The category “Independents” does not include any of these “leaners.”
- Throughout the report, candidates are listed in alphabetical order within party.
- In all tables and charts, bases specified are unweighted, but percentages are weighted.
- Weighted percentages for political party identification:
 - Democrats including leaners: 47%
 - Independents excluding leaners: 10%
 - Republicans including leaners: 38%
- Weighted percentages in response to the following question: “If the November, 2016 presidential election were held today, which candidate, if any, would be your first choice?” [The five remaining major party candidates as of March 18, 2016 were listed in random order]:
 - Hillary Clinton: 22%
 - Bernie Sanders: 16%
 - Ted Cruz: 9%
 - John Kasich: 8%
 - Donald Trump: 15%
 - Someone else: 2%
 - Haven’t decided/Not sure: 25%
 - Probably won’t vote: 3%
- In the appendix tables, note that: -- = 0; * = >0 but <0.5; ** = Caution: small base.

Key Findings

- With the exception of Ted Cruz voters, most supporters of the Democratic and Republican candidates think global warming is happening (Sanders: 93%, Clinton: 92%, Kasich: 71%, Trump: 56%). By contrast, fewer than half of Ted Cruz supporters – 38% – think global warming is happening.
- Supporters of the Democratic candidates are much more likely to think global warming is caused mostly by human activities (79% of Sanders supporters and 76% of Clinton supporters). Supporters of the Republican candidates are more likely to think it is caused mostly by natural changes in the environment (60% of Cruz supporters and 55% of Trump supporters), or are divided on the issue – 49% of Kasich supporters think global warming is mostly caused by humans, 46% think it is mostly caused by natural changes.
- Fewer than half of any candidate’s supporters are aware that virtually all climate scientists have concluded human-caused global warming is happening. However, supporters of the Democratic candidates are the most likely to think at least 90% of climate scientists are convinced (Sanders: 38%, Clinton: 27%). Far fewer supporters of the Republican candidates understand the scientific consensus (Kasich: 11%, Trump: 3%, Cruz: 2%).
- When asked how worried they are about global warming, a majority of Clinton (83%) and Sanders supporters (80%) say they are very or somewhat worried about it. Fewer than half of the Republican candidates’ supporters are very or somewhat worried about global warming. Kasich supporters are the most likely to say they are worried (nearly half – 44%), followed by about one in three Trump supporters (35%) and about one in six Cruz supporters (17%).
- Supporters of all Democratic and Republican candidates – except Cruz – are more likely to vote for a presidential candidate who strongly supports taking action to reduce global warming.
- Conversely, supporters of all Democratic and Republican candidates – except Cruz – are less likely to vote for a presidential candidate who strongly *opposes* taking action to reduce global warming.
- While very few voters say global warming will be the most important issue to them when picking a candidate to vote for this year (2%), about half (49%) say it will be among several important issues. Supporters of the Democratic candidates are most likely to say it will be among several important issues (Sanders: 74%, Clinton: 70%). By contrast, fewer than half of the Republican candidate supporters say the same (Kasich: 42%, Cruz: 33%, Trump: 30%).

- Among the issues voters say will influence their vote for President in 2016, global warming ranked 5th in importance of the 23 issues asked about among Sanders voters (59% say it is “very important”) and 11th highest for Clinton supporters (51% say it is “very important”).
- By contrast, supporters of the Republican candidates are least likely to say global warming is very important to them among the 23 issues (Trump: 18%, Kasich: 13%, Cruz: 13%).
- About half of Sanders and Clinton supporters would be willing to join – or are currently participating in – a campaign to convince elected officials to take action to reduce global warming (51% and 47%, respectively). By contrast, fewer than one in five supporters of the Republican candidates would be willing to do so (Kasich: 17%, Trump: 16%, Cruz: 11%).
- Registered voters support a broad array of energy policies, including many designed to reduce carbon pollution and dependence on fossil fuels, and to promote clean energy. The Democratic candidates’ supporters are the most likely to strongly or somewhat support such policies, but supporters of the Republican candidates do as well, including:
 - Funding more research into renewable energy sources such as solar and wind power (Sanders: 93%, Clinton: 91%, Kasich: 86%, Trump: 76%, Cruz: 64%).
 - Providing tax rebates to people who purchase energy-efficient vehicles or solar panels (Sanders: 94%, Clinton: 92%, Kasich: 80%, Trump: 70%, Cruz: 59%).
- At least half of supporters of all candidates except Cruz also would support:
 - Regulating carbon dioxide as a pollutant (Clinton: 91%, Sanders: 87%, Kasich: 74%, Trump: 62%, Cruz: 47%).
 - Requiring fossil fuel companies to pay a carbon tax and using the money to reduce other taxes such as income taxes by an equal amount (Sanders: 88%, Clinton: 85%, Kasich: 53%, Trump: 51%, Cruz: 27%).
- Most Sanders and Clinton supporters (90% and 87%, respectively) and over half of Kasich voters (61%) support setting strict carbon dioxide emission limits on existing coal-fired power plants to reduce global warming and improve public health, even if the cost of electricity to consumers and companies would likely increase. Half of Trump supporters do as well (50%). By contrast, only 36% of Cruz supporters agree.

- Most Sanders and Clinton supporters (90% and 76%, respectively) and over half of Kasich voters (61%) think the U.S. should reduce its greenhouse gas emissions, regardless of what other countries do. About half of Trump supporters agree (49%), but only four in 10 Cruz supporters (40%) do.

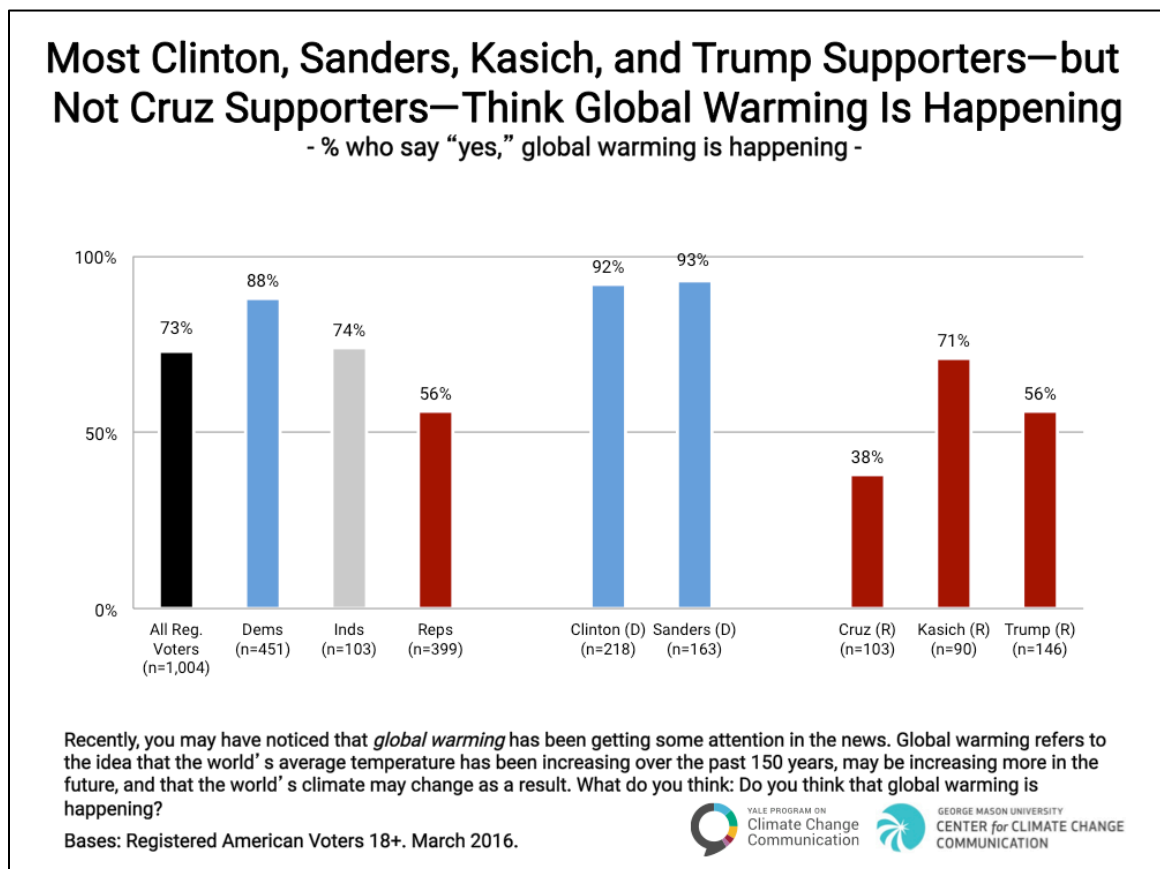
1. Global Warming Beliefs and Attitudes

1.1. Most Clinton, Sanders, Kasich, and Trump supporters – but not Cruz supporters – think global warming is happening.

With the exception of Ted Cruz voters, most supporters of the Democratic and Republican candidates think global warming is happening:

- Bernie Sanders: 93%
- Hillary Clinton: 92%
- John Kasich: 71%
- Donald Trump: 56%

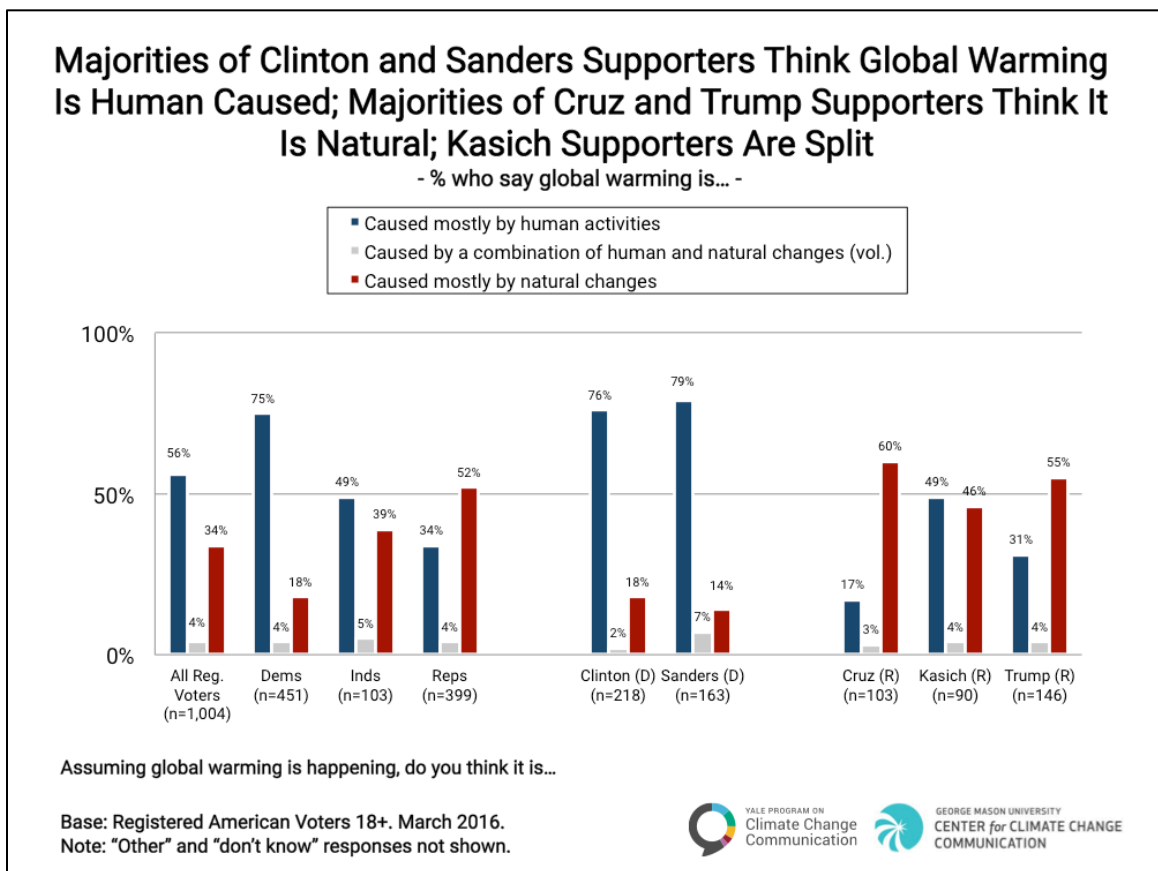
By contrast, fewer than half of Ted Cruz supporters – 38% – think global warming is happening.



1.2. Majorities of Clinton and Sanders supporters think global warming is human-caused. Majorities of Cruz and Trump supporters think it is natural. Kasich supporters are split.

Supporters of the Democratic candidates are much more likely to think global warming is caused mostly by human activities (79% of Sanders supporters and 76% of Clinton supporters).

By contrast, supporters of the Republican candidates are more likely to think it is caused mostly by natural changes in the environment (60% of Cruz supporters and 55% of Trump supporters), or are divided on the issue – 49% of Kasich supporters think global warming is mostly caused by humans, 46% think it is mostly caused by natural changes.



1.3. Clinton and Sanders supporters are more likely to understand the scientific consensus on global warming.

A recent review study by Cook and colleagues¹ found that all peer-reviewed studies about the extent of the scientific consensus about global warming have reached similar conclusions: between 90% and 100% of climate experts are convinced that human-caused climate change is happening. The most rigorous of these studies have found that 97% of climate scientists are convinced that human-caused climate change is happening.

Fewer than half of any candidate's supporters are aware that such a consensus exists. However, supporters of the Democratic candidates are the most likely to think at least 90% of climate scientists are convinced:

- Bernie Sanders: 38%
- Hillary Clinton: 27%

Far fewer supporters of the Republican candidates understand the scientific consensus:

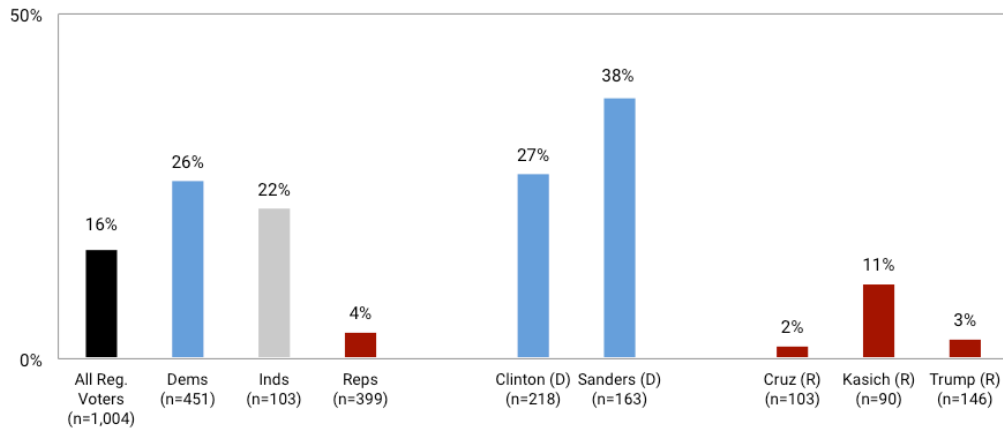
- John Kasich: 11%
- Donald Trump: 3%
- Ted Cruz: 2%

¹ Cook, J., Oreskes, N., Doran, P. T., Anderegg, W. R. I., Verheggen, B., Maibach, E. W., Carlton, J. S., Lewendowsky, S., Skuce, A. G., Green, S. A., Nuccitelli, D., Jacobs, P., Richardson, M., Winkler, B., Painting, R., & Rice, K. (2016). Consensus on consensus: A synthesis of consensus estimates on human-caused global warming. *Environmental Research Letters* 11(4). doi: 10.1088/1748-9326/11/4/048002

Clinton and Sanders Supporters Are More Likely to Understand the Scientific Consensus on Global Warming

- Studies show that 97% of climate scientists are convinced -

Percent who estimate that 90% or more climate scientists think human-caused global warming is happening:



To the best of your knowledge, what percentage of climate scientists think that human-caused global warming is happening? Please click on the slider bar below to indicate your answer. You can slide the indicator to the position that best describes your opinion. If the indicator does not work, you can enter a number in the number box.

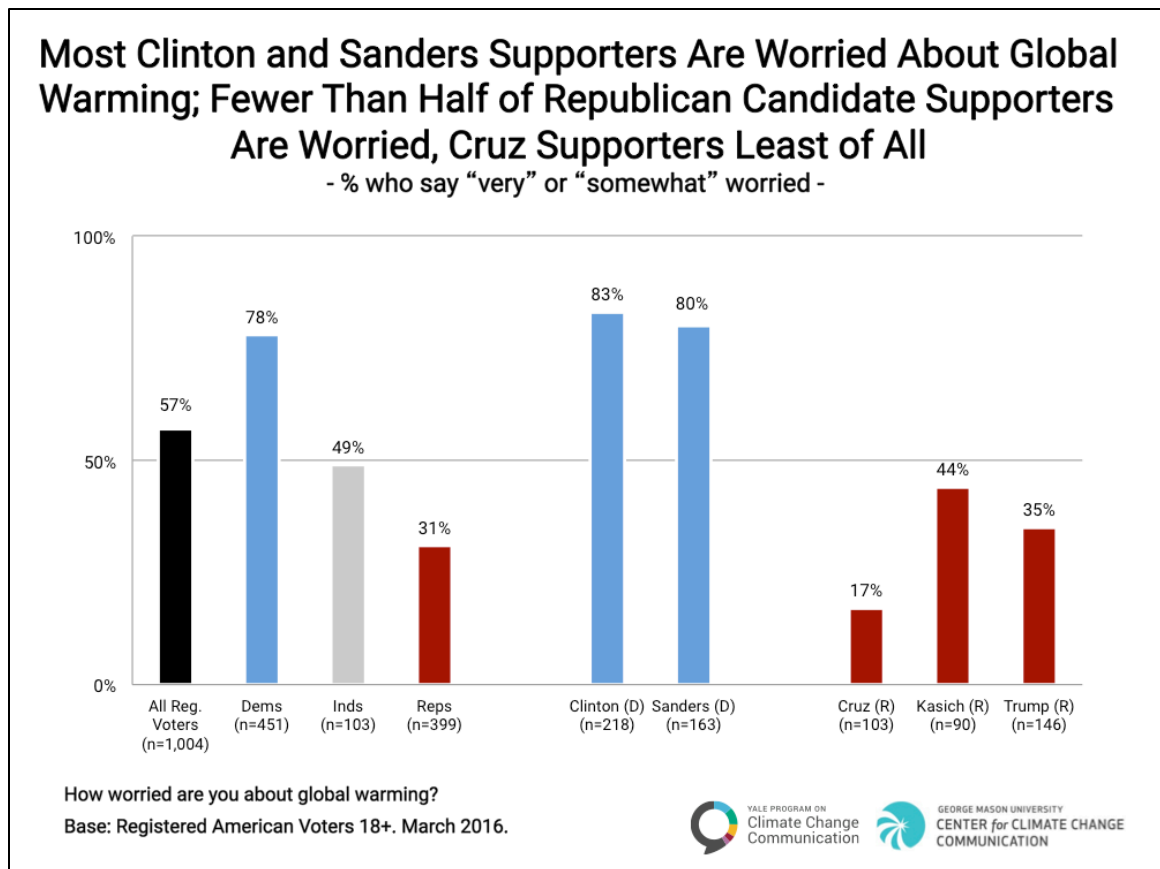
Base: Registered American Voters 18+. March 2016.



1.4. Most Clinton and Sanders supporters are worried about global warming. Fewer than half of Republican candidate supporters are worried, Cruz supporters least of all.

When asked how worried they are about global warming, a majority of Clinton (83%) and Sanders supporters (80%) say they are very or somewhat worried about it.

Fewer than half of the Republican candidates' supporters are very or somewhat worried about global warming. Kasich supporters are the most likely to say they are worried (nearly half—44%), followed by about one in three Trump supporters (35%) and about one in six Cruz supporters (17%).



2. Global Warming as an Issue in the November 2016 Elections

2.1. Clinton, Sanders, Kasich, and Trump voters would be more likely to support a presidential candidate who strongly supports taking action to reduce global warming. Cruz voters would be less likely.

Supporters of all candidates – except Cruz – are more likely to vote for a presidential candidate who strongly supports taking action to reduce global warming.

On balance, Democratic voters are much more likely to support a candidate who strongly supports taking action to reduce global warming. Clinton supporters are 63 percentage points more likely than less likely to vote for such a candidate. Similarly, Sanders supporters are 66 points more, rather than less, likely to vote for such a candidate.

Kasich supporters are also more likely to vote for a candidate who strongly supports taking action to reduce global warming, but by a smaller margin (+11 percentage points). Trump supporters are also marginally more likely to vote for a candidate who strongly supports taking action to reduce global warming (+3 points).

By contrast, Cruz supporters would be *less* likely to vote for a candidate who strongly supports global warming action – by a margin of 28 points.

Democratic candidate voters are more likely to voice support on social media for a candidate who supports taking action to reduce global warming (Sanders: +32 points, Clinton: +29). Republican supporters, conversely, are less likely to voice support on social media (Cruz: -37 points, Trump: -18, Kasich: -14). The fact that Kasich and Trump supporters would be more likely to vote for a candidate who supports climate action, yet less likely to voice support for him or her on social media may indicate that Republican supporters who think climate change is happening may fear criticism from their peers for voicing their views.

Supporters of the Democratic candidates are also more likely to donate money to the campaign of a presidential candidate who supports climate action (Sanders: +29 points, Clinton: +26), but Republican supporters are less likely to do so (Cruz: -39 points, Trump: -23, Kasich: -17).

Clinton, Sanders, Kasich, and Trump Voters Would Be More Likely to Support a Presidential Candidate Who Strongly Supports Taking Action to Reduce Global Warming; Cruz Voters Would be Less Likely

(Unweighted base)	All Reg. Voters (1,004)	Political party			Democratic Candidate Supporters		Republican Candidate Supporters		
		Dems (451)	Inds (103)	Reps (399)	Clinton (218)	Sanders (163)	Cruz (103)	Kasich (90)	Trump (146)
		%	%	%	%	%	%	%	%
Vote for the candidate									
Much/somewhat more likely	43	65	33	21	67	71	18	31	26
Much/somewhat less likely	14	4	18	27	4	5	46	20	23
<i>More likely - less likely =</i>	29	61	15	-6	63	66	-28	11	3
Voice support for the candidate on Facebook, Twitter, or other social media									
Much/somewhat more likely	21	35	14	7	38	40	6	11	11
Much/somewhat less likely	18	9	23	30	9	8	43	25	29
<i>More likely - less likely =</i>	3	26	-9	-23	29	32	-37	-14	-18
Donate money to the candidate's campaign									
Much/somewhat more likely	18	31	9	7	35	36	4	8	8
Much/somewhat less likely	19	10	26	29	9	7	43	25	31
<i>More likely - less likely =</i>	-1	21	-17	-22	26	29	-39	-17	-23

If a candidate for U.S. president strongly supports taking action to reduce global warming, would you be more or less likely to do each of the following, or would it make no difference?

Base: Registered American Voters 18+. March 2016.



2.2. Clinton, Sanders, Kasich, and Trump voters would be less likely to support a presidential candidate who strongly *opposes* taking action to reduce global warming. Cruz voters would be more likely.

Conversely, supporters of all candidates—except Cruz—are less likely to vote for a presidential candidate who strongly *opposes* taking action to reduce global warming.

On balance, Democratic voters are the least likely to support a candidate who strongly *opposes* action to reduce global warming. Sanders supporters are 68 percentage points less likely to say they would vote for such a candidate. Similarly, Clinton supporters are 62 points less likely.

Kasich supporters are also less likely to vote for a candidate who strongly *opposes* taking action to reduce global warming, by a large margin—38 percentage points. Trump supporters are also less likely to vote for a candidate who strongly *opposes* taking action to reduce global warming, but by a smaller margin—5 points.

By contrast, Cruz supporters would be *more* likely to vote for a candidate who strongly opposes global warming action—by a margin of 23 points.

Supporters of all candidates except Cruz are less likely to voice support on social media for a candidate who opposes taking action to reduce global warming (Sanders: -55 points, Clinton: -50, Kasich: -21, Trump: -8). Cruz supporters, by contrast, are more likely to voice support on social media (+13 points).

Supporters of all candidates except Cruz are also less likely to donate money to the campaign of a presidential candidate who opposes climate action (Sanders: -60 points, Clinton: -57, Kasich: -31, Trump: -14). Cruz supporters, by contrast, are more likely to donate to the candidate's campaign (+11 points).

Clinton, Sanders, Kasich, and Trump Voters Would Be Less Likely to Support a Presidential Candidate Who Strongly *Opposes* Taking Action to Reduce Global Warming; Cruz Voters Would be More Likely

(Unweighted base)	All Reg. Voters (1,004)	Political party			Democratic Candidate Supporters		Republican Candidate Supporters		
		Dems (451)	Inds (103)	Reps (399)	Clinton (218)	Sanders (163)	Cruz (103)	Kasich (90)	Trump (146)
		%	%	%	%	%	%	%	%
Vote for the candidate									
Much/somewhat more likely	11	4	9	20	6	4	40	8	18
Much/somewhat less likely	45	67	40	23	68	72	17	46	23
<i>More likely - less likely =</i>	-34	-63	-31	-3	-62	-68	23	-38	-5
Voice support for the candidate on Facebook, Twitter, or other social media									
Much/somewhat more likely	7	5	6	12	5	4	22	5	9
Much/somewhat less likely	35	52	31	15	55	59	9	26	17
<i>More likely - less likely =</i>	-28	-47	-25	-3	-50	-55	13	-21	-8
Donate money to the candidate's campaign									
Much/somewhat more likely	6	2	8	10	3	1	23	1	8
Much/somewhat less likely	38	56	28	20	60	61	12	32	22
<i>More likely - less likely =</i>	-32	-54	-20	-10	-57	-60	11	-31	-14

If a candidate for U.S. president strongly opposes taking action to reduce global warming, would you be more or less likely to do each of the following, or would it make no difference?

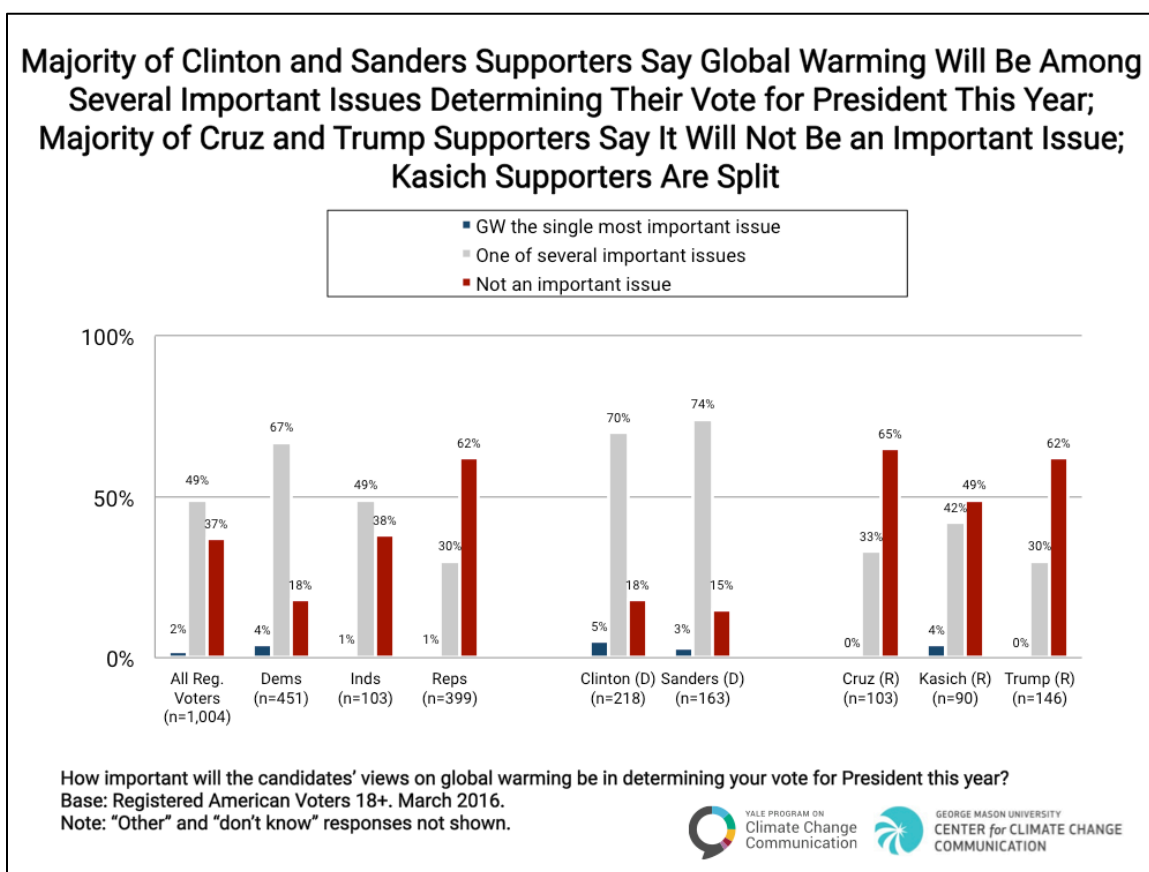
Base: Registered American Voters 18+. March 2016.



2.3. The majority of Clinton and Sanders supporters say global warming will be among several important issues determining their vote for president this year. The majority of Cruz and Trump supporters say it will not be an important issue. Kasich supporters are split.

While very few voters say global warming will be the most important issue to them when picking a candidate to vote for this year (2%), about half (49%) say it will be among several important issues.

Supporters of the Democratic candidates are most likely to say it will be among several important issues (Sanders: 74%, Clinton: 70%). By contrast, fewer than half of the Republican candidate supporters say the same (Kasich: 42%, Cruz: 33%, Trump: 30%).



2.4. Sanders supporters are the most likely to say global warming is a very important issue when deciding whom to vote for, followed by Clinton supporters. Supporters of the Republican candidates are least likely to say it is very important to their vote.

Among the issues voters say will influence their vote for President in 2016, global warming ranked 5th in importance of the 23 issues asked about among Sanders voters (59% say it is “very important”) and 11th highest for Clinton supporters (51% say it is “very important”).

By contrast, supporters of the Republican candidates are least likely to say global warming is very important to them among the 23 issues (Trump: 18%, Kasich: 13%, Cruz: 13%).

Sanders Supporters Are the Most Likely to Say “Global Warming” Is a Very Important Issue When Deciding Whom to Vote For, Followed by Clinton Supporters; Supporters of the Republican Candidates Are Least Likely to Say It Is Very Important to Their Vote
 - % who say issue is “very important” -

Rank	Supporters of Democratic Candidates		Supporters of Republican Candidates		
	Clinton	Sanders	Cruz	Kasich	Trump
1	The economy (76%)	Health care (72%)	Federal budget deficit (83%)	Terrorism (70%)	Terrorism (81%)
2	Health care (74%)	The economy (72%)	The economy (83%)	The economy (69%)	The economy (81%)
3	Education (68%)	Education (65%)	Terrorism (81%)	Federal budget deficit (57%)	Federal budget deficit (71%)
4	Social Security (66%)	Protecting environment (65%)	Supreme Court nominations (71%)	Foreign policy (57%)	Immigration reform (71%)
5	Terrorism (64%)	Global warming (59%)	Immigration reform (69%)	Immigration reform (52%)	Gun control/rights (71%)
6	Protecting environment (64%)	Developing clean energy (55%)	Gun control/rights (69%)	Gun control/rights (52%)	Tax reform (63%)
7	Race relations (57%)	Social Security (53%)	Foreign policy (64%)	Health care (51%)	Social Security (60%)
8	Infrastructure (57%)	Energy independence (51%)	Tax reform (63%)	Education (42%)	Health care (59%)
9	Developing clean energy (54%)	Infrastructure (48%)	Health care (59%)	Supreme Court nominations (42%)	Foreign policy (56%)
10	Foreign policy (54%)	Terrorism (45%)	Abortion (55%)	Social Security (41%)	Supreme Court nominations (50%)
11	Global warming (51%)	Race relations (45%)	Social Security (54%)	Tax reform (41%)	Education (43%)
12	Supreme Court nominations (50%)	Income gap (45%)	Energy independence (45%)	Infrastructure (41%)	Infrastructure (42%)
13	Energy independence (47%)	Campaign finance reform (45%)	Education (39%)	Abortion (33%)	International trade (41%)
14	Federal budget deficit (46%)	Reforming Wall Street (44%)	International trade (36%)	Energy independence (31%)	Energy independence (40%)
15	Abortion (44%)	Federal budget deficit (44%)	Same-sex marriage (32%)	Developing clean energy (22%)	Reforming Wall Street (27%)
16	Tax reform (43%)	Tax reform (44%)	Infrastructure (26%)	Same-sex marriage (21%)	Abortion (26%)
17	Reforming Wall Street (42%)	Supreme Court nominations (35%)	Race relations (23%)	International trade (21%)	Protecting environment (25%)
18	Campaign finance reform (39%)	Gun control/rights (34%)	Campaign finance reform (22%)	Campaign finance reform (20%)	Campaign finance reform (24%)
19	Income gap (39%)	Immigration reform (34%)	Protecting environment (22%)	Income gap (20%)	Income gap (24%)
20	Immigration reform (38%)	Abortion (31%)	Reforming Wall Street (22%)	Race relations (18%)	Developing clean energy (23%)
21	Gun control/rights (38%)	Foreign policy (28%)	Income gap (22%)	Protecting environment (17%)	Race relations (19%)
22	Same-sex marriage (33%)	Same-sex marriage (28%)	Developing clean energy (19%)	Reforming Wall Street (13%)	Same-sex marriage (19%)
23	International trade (28%)	International trade (28%)	Global warming (13%)	Global warming (13%)	Global warming (18%)

How important will the following issues be when you decide who you will vote for in the 2016 Presidential election?
 Base: Registered American Voters 18+. March 2016.

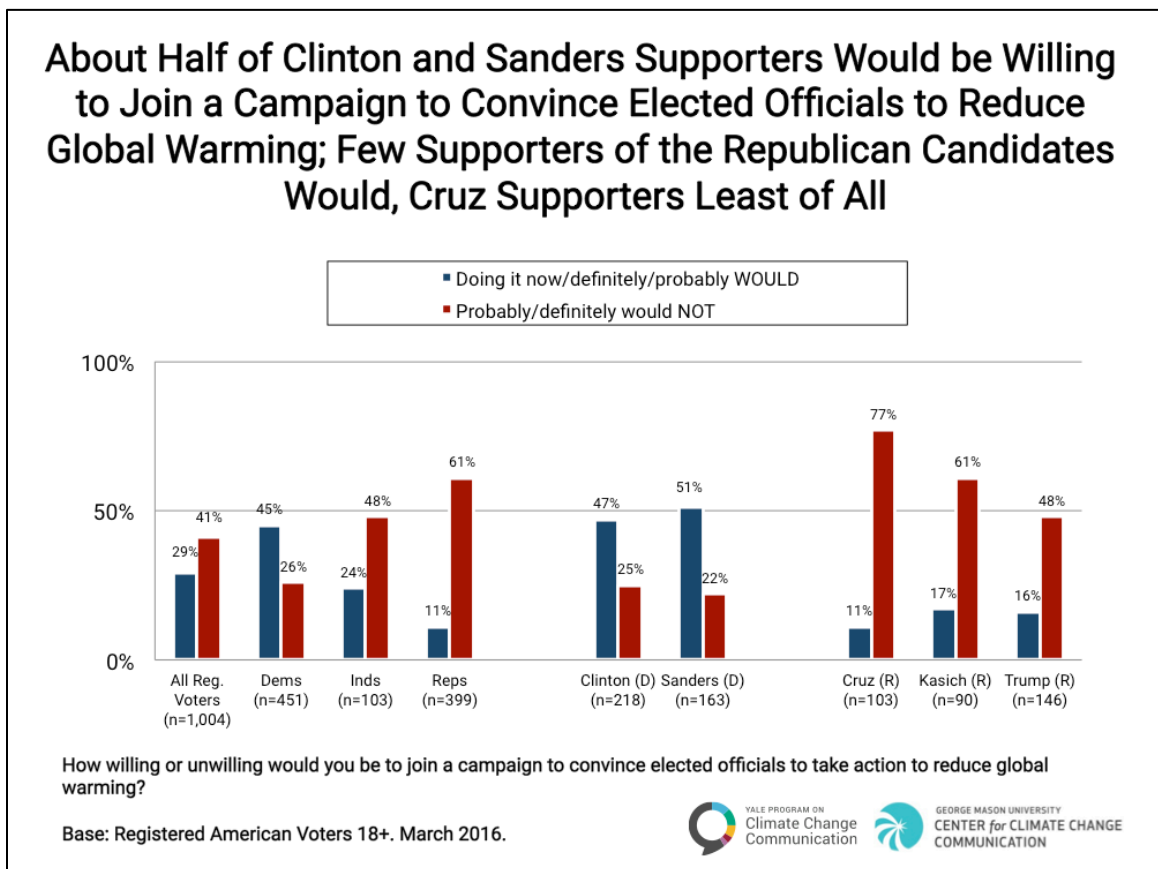


3. Support for Action on Global Warming

3.1. About half of Clinton and Sanders supporters would be willing to join a campaign to convince elected officials to reduce global warming. Few supporters of the Republican candidates would, Cruz supporters least of all.

About half of Sanders and Clinton supporters would be willing to join – or are currently participating in – a campaign to convince elected officials to take action to reduce global warming (51% and 47%, respectively).

By contrast, fewer than one in five supporters of the Republican candidates would be willing to do so (Kasich: 17%, Trump: 16%, Cruz: 11%).



3.2. A majority of all candidates' voters support funding more research into renewable energy and providing tax rebates to people who buy energy efficient vehicles or solar panels.

Registered voters support a broad array of energy policies, including many designed to reduce carbon pollution and dependence on fossil fuels, and to promote clean energy. The Democratic candidates' supporters are the most likely to strongly or somewhat support such policies, but supporters of the Republican candidates do as well, including:

- Funding more research into renewable energy sources such as solar and wind power (Sanders: 93%, Clinton: 91%, Kasich: 86%, Trump: 76%, Cruz: 64%).
- Providing tax rebates to people who purchase energy-efficient vehicles or solar panels (Sanders: 94%, Clinton: 92%, Kasich: 80%, Trump: 70%, Cruz: 59%).

At least half of supporters of all candidates except Cruz also would support:

- Regulating carbon dioxide as a pollutant (Clinton: 91%, Sanders: 87%, Kasich: 74%, Trump: 62%, Cruz: 47%).
- Requiring fossil fuel companies to pay a carbon tax and using the money to reduce other taxes such as income taxes by an equal amount (Sanders: 88%, Clinton: 85%, Kasich: 53%, Trump: 51%, Cruz: 27%).

Conversely, fewer than half of Clinton (42%) or Sanders (35%) voters support the expansion of offshore drilling for oil and natural gas off the U.S. coast, while significant majorities of Republican candidate voters support it (Cruz: 85%, Trump: 75%, Kasich: 67%).

Majority of All Candidates' Voters Support Funding More Research Into Renewable Energy and Providing Tax Rebates to People Who Buy Energy-Efficient Vehicles or Solar Panels

- % who say "strongly" or "somewhat support" policy -

(Unweighted base)	All Reg. Voters (1,004) %	Political party			Democratic Candidate Supporters		Republican Candidate Supporters		
		Dems (451) %	Inds (103) %	Reps (399) %	Clinton (218) %	Sanders (163) %	Cruz (103) %	Kasich (90) %	Trump (146) %
		Fund more research into renewable energy sources, such as solar and wind power	84	91	87	75	91	93	64
Provide tax rebates for people who purchase energy-efficient vehicles or solar panels	81	91	84	70	92	94	59	80	70
Regulate carbon dioxide (the primary greenhouse gas) as a pollutant	75	88	78	61	91	87	47	74	62
Require fossil fuel companies to pay a carbon tax and use the money to reduce other taxes (such as income tax) by an equal amount	68	86	66	47	85	88	27	53	51
Expand offshore drilling for oil and natural gas off the U.S. coast	58	42	57	78	42	35	85	67	75

How much do you support or oppose the following policies?

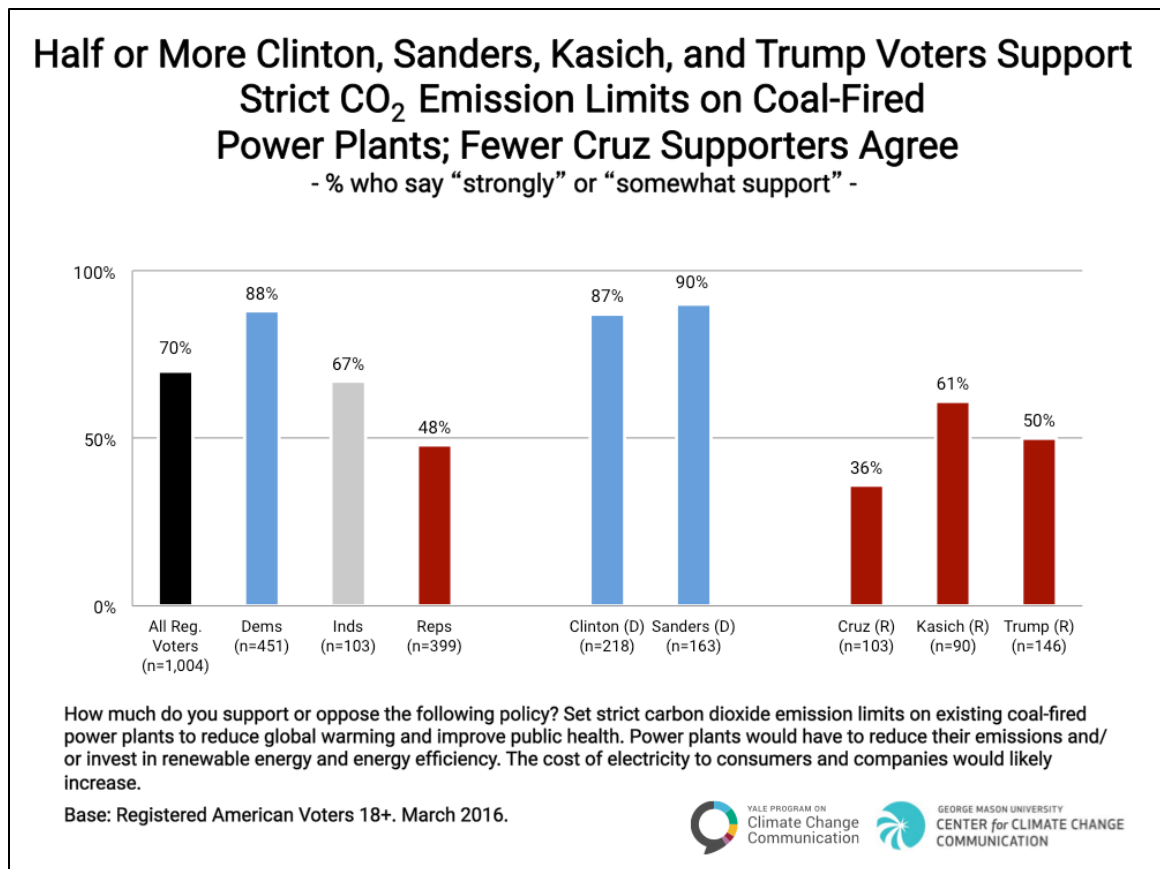
Base: Registered American Voters 18+. March 2016.



3.3. Half or more Clinton, Sanders, Kasich, and Trump voters support strict CO₂ emission limits on coal-fired power plants; fewer Cruz supporters agree.

Most Sanders and Clinton supporters (90% and 87%, respectively) and over half of Kasich voters (61%) support setting strict carbon dioxide emission limits on existing coal-fired power plants to reduce global warming and improve public health, even if the cost of electricity to consumers and companies would likely increase.

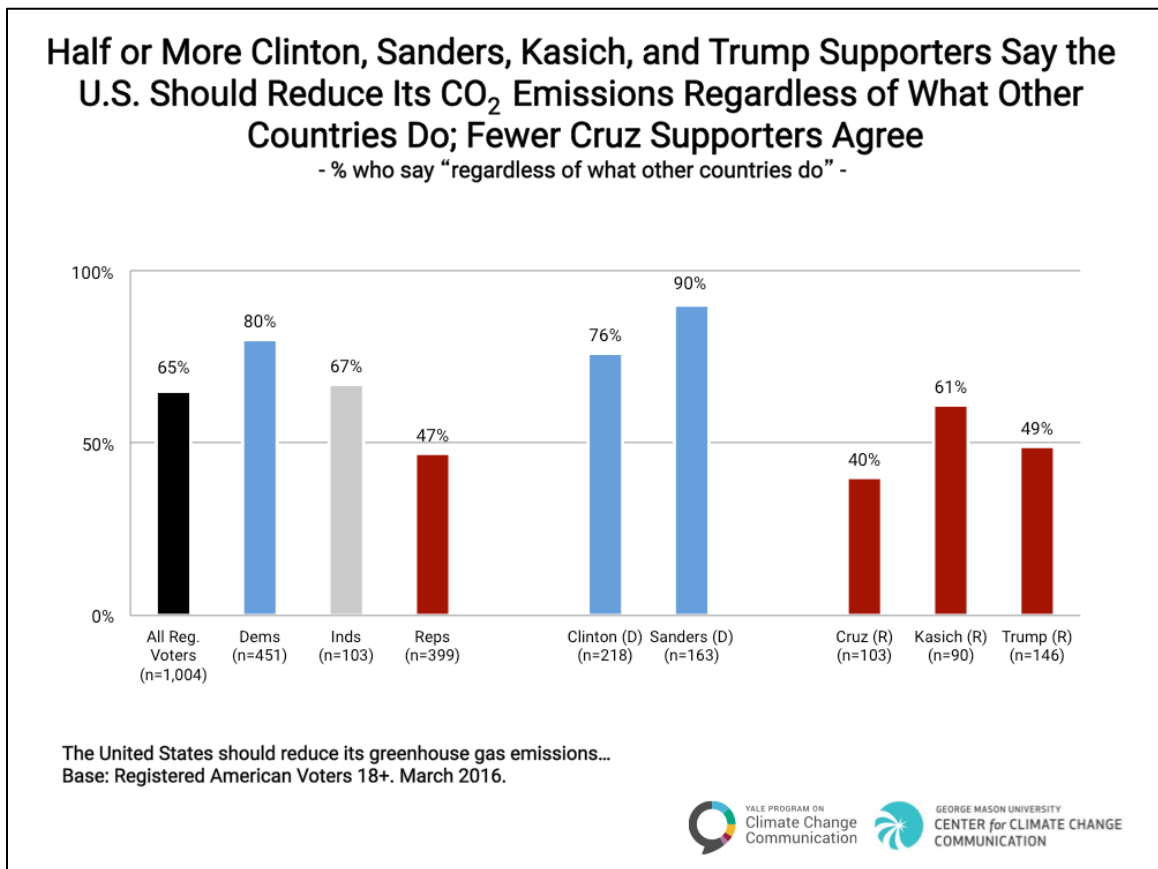
Half of Trump supporters do as well (50%). By contrast, only 36% of Cruz supporters agree.



3.4. Half or more Clinton, Sanders, Kasich, and Trump supporters say the U.S. should reduce its CO₂ emissions regardless of what other countries do. Fewer Cruz supporters agree.

Most Sanders and Clinton supporters (90% and 76%, respectively) and over half of Kasich voters (61%) think the U.S. should reduce its greenhouse gas emissions, regardless of what other countries do.

About half of Trump supporters agree (49%), but only four in 10 Cruz supporters (40%) do.



Appendix I: Data Tables

Global Warming Beliefs and Attitudes

What do you think: Do you think that global warming is happening?

		Democrats					Republicans			
	All Reg Voters	Total Democrats	Clinton Supporters	Sanders Supporters	Ind/ Other	Total Republicans	Cruz Supporters	Kasich Supporters	Trump Supporters	
Unweighted Base	(1,004)	(451)	(218)	(163)	(103)	(399)	(103)	(90)**	(146)	
	%	%	%	%	%	%	%	%	%	
Yes	73	88	92	93	74	56	38	71	56	
No	11	2	2	1	11	24	39	11	26	
Don't know	15	11	5	6	15	20	24	18	17	

Assuming global warming is happening, do you think it is...

		Democrats					Republicans			
	All Reg Voters	Total Democrats	Clinton Supporters	Sanders Supporters	Ind/ Other	Total Republicans	Cruz Supporters	Kasich Supporters	Trump Supporters	
Unweighted Base	(1,004)	(451)	(218)	(163)	(103)	(399)	(103)	(90)**	(146)	
	%	%	%	%	%	%	%	%	%	
Caused mostly by human activities	56	75	76	79	49	34	17	49	31	
Caused mostly by natural changes in the environment	34	18	18	14	39	52	60	46	55	
Caused by both human activities and natural changes (volunteered)	4	4	2	7	5	4	3	4	4	
Other	*	--	*	--	*	1	1	--	1	
None of the above because global warming isn't happening	5	2	2	--	6	8	17	1	9	

To the best of your knowledge, what percentage of climate scientists think that human-caused global warming is happening? Please click on the slider bar below to indicate your answer. You can slide the indicator to the position that best describes your opinion. If the indicator does not work, you can enter a number in the number box.

	All Reg Voters	Democrats				Ind/ Other	Republicans			
		Total Democrats	Clinton Supporters	Sanders Supporters	Total Republicans		Cruz Supporters	Kasich Supporters	Trump Supporters	
Unweighted Base	(1,004)	(451)	(218)	(163)	(103)	(399)	(103)	(90)**	(146)	
	%	%	%	%	%	%	%	%	%	
0-9	1	*	*	--	2	1	3	--	2	
10-19	1	*	*	1	--	2	3	--	2	
20-29	3	2	--	4	5	6	6	4	6	
30-39	1	1	--	2	--	2	2	--	1	
40-49	5	4	5	1	7	5	4	7	7	
50-59	13	10	6	8	10	19	18	14	28	
60-69	9	8	8	9	6	11	16	10	6	
70-79	14	16	19	11	9	12	13	15	11	
80-89	9	10	8	12	15	5	3	11	4	
90-100	16	26	27	38	22	4	2	11	3	
Don't know enough to say	28	23	25	14	25	32	28	28	28	

How worried are you about global warming?

	All Reg Voters	Democrats				Ind/ Other	Republicans			
		Total Democrats	Clinton Supporters	Sanders Supporters	Total Republicans		Cruz Supporters	Kasich Supporters	Trump Supporters	
Unweighted Base	(1,004)	(451)	(218)	(163)	(103)	(399)	(103)	(90)**	(146)	
	%	%	%	%	%	%	%	%	%	
Very/Somewhat	57	78	83	80	49	31	17	44	35	
Very	15	26	27	33	7	4	3	3	8	
Somewhat	41	52	56	47	43	27	14	41	27	
Not very/Not at all	43	22	17	20	51	69	83	56	65	
Not very	26	17	14	17	29	37	34	41	31	
Not at all	18	5	3	3	21	32	49	14	34	

Global Warming as an Issue in the November 2016 Elections

If a candidate for U.S. President strongly supports taking action to reduce global warming, would you be more or less likely to do each of the following, or would it make no difference? I would be more or less likely to...

Vote for the candidate

	All Reg Voters	Democrats				Ind/Other	Republicans			
		Total Democrats	Clinton Supporters	Sanders Supporters			Total Republicans	Cruz Supporters	Kasich Supporters	Trump Supporters
Unweighted Base	(1,004)	(451)	(218)	(163)	(103)	(399)	(103)	(90)**	(146)	
	%	%	%	%	%	%	%	%	%	
Much More/Somewhat More	43	65	67	71	33	21	18	31	26	
Much more	23	40	43	46	17	6	7	10	9	
Somewhat more	19	25	24	25	16	15	11	21	17	
No difference	30	21	20	14	29	40	28	38	39	
Much Less/Somewhat Less	14	4	4	5	18	27	46	20	23	
Somewhat Less	5	2	3	2	6	8	8	6	7	
Much Less	10	2	1	3	12	19	38	14	16	
Not sure	7	6	7	5	11	7	6	7	7	
Refused/Prefer not to answer	5	4	2	5	9	5	2	6	4	

Donate money to the candidate's campaign

	All Reg Voters	Democrats				Ind/Other	Republicans			
		Total Democrats	Clinton Supporters	Sanders Supporters			Total Republicans	Cruz Supporters	Kasich Supporters	Trump Supporters
Unweighted Base	(1,004)	(451)	(218)	(163)	(103)	(399)	(103)	(90)**	(146)	
	%	%	%	%	%	%	%	%	%	
Much More/Somewhat More	18	31	35	36	9	7	4	8	8	
Much more	8	15	19	17	3	1	1	--	1	
Somewhat more	10	16	16	19	6	5	3	8	7	
No difference	46	43	40	41	44	50	42	55	44	
Much Less/Somewhat Less	19	10	9	7	26	29	43	25	31	
Somewhat Less	4	4	3	2	7	3	2	7	1	
Much Less	15	6	6	5	19	25	41	18	30	
Not sure	10	11	10	9	9	7	8	6	10	
Refused/Prefer not to answer	7	6	5	7	12	7	2	6	7	

If a candidate for U.S. President strongly supports taking action to reduce global warming, would you be more or less likely to do each of the following, or would it make no difference? I would be more or less likely to... (Cont'd.)

Voice support for the candidate on Facebook, Twitter, or other social media

		Democrats					Republicans			
	All Reg Voters	Total Democrats	Clinton Supporters	Sanders Supporters	Ind/Other	Total Republicans	Cruz Supporters	Kasich Supporters	Trump Supporters	
Unweighted Base	(1,004)	(451)	(218)	(163)	(103)	(399)	(103)	(90)**	(146)	
	%	%	%	%	%	%	%	%	%	
Much More/Somewhat More	21	35	38	40	14	7	6	11	11	
Much more	11	20	24	24	2	2	1	1	4	
Somewhat more	10	15	14	16	12	5	5	10	7	
No difference	43	40	39	37	42	47	39	52	42	
Much Less/Somewhat Less	18	9	9	8	23	30	43	25	29	
Somewhat Less	4	3	3	2	4	5	2	11	1	
Much Less	14	6	6	6	19	25	41	14	28	
Not sure	10	11	10	9	8	9	9	7	12	
Refused/Prefer not to answer	7	5	3	6	12	7	3	4	6	

If a candidate for U.S. President strongly opposes taking action to reduce global warming, would you be more or less likely to do each of the following, or would it make no difference? I would be more or less likely to...

Vote for the candidate

		Democrats					Republicans			
	All Reg Voters	Total Democrats	Clinton Supporters	Sanders Supporters	Ind/Other	Total Republicans	Cruz Supporters	Kasich Supporters	Trump Supporters	
Unweighted Base	(1,004)	(451)	(218)	(163)	(103)	(399)	(103)	(90)**	(146)	
	%	%	%	%	%	%	%	%	%	
Much More/Somewhat More	11	4	6	4	9	20	40	8	18	
Much more	5	2	4	1	7	9	25	1	9	
Somewhat more	5	2	2	3	2	11	15	7	9	
No difference	31	19	16	16	31	44	36	33	47	
Much Less/Somewhat Less	45	67	68	72	40	23	17	46	23	
Somewhat Less	13	15	14	13	17	11	7	24	9	
Much Less	33	53	54	59	24	12	10	22	14	
Not sure	7	6	6	5	8	7	6	6	9	
Refused/Prefer not to answer	6	4	3	5	11	5	2	7	4	

If a candidate for U.S. President strongly opposes taking action to reduce global warming, would you be more or less likely to do each of the following, or would it make no difference? I would be more or less likely to... (Cont'd.)

Donate money to the candidate's campaign

	All Reg Voters	Democrats				Ind/Other	Republicans			
		Total Democrats	Clinton Supporters	Sanders Supporters			Total Republicans	Cruz Supporters	Kasich Supporters	Trump Supporters
Unweighted Base	(1,004)	(451)	(218)	(163)	(103)	(399)	(103)	(90)**	(146)	
	%	%	%	%	%	%	%	%	%	
Much More/Somewhat More	6	2	3	1	8	10	23	1	8	
Much more	3	2	2	1	4	5	13	1	4	
Somewhat more	2	*	1	--	3	5	10	--	4	
No difference	42	30	25	29	44	57	53	56	55	
Much Less/Somewhat Less	38	56	60	61	28	20	12	32	22	
Somewhat Less	7	8	8	6	9	5	3	11	4	
Much Less	31	48	52	55	19	14	9	21	18	
Not sure	7	7	7	5	6	6	6	4	9	
Refused/Prefer not to answer	8	6	4	6	15	6	5	7	6	

Voice support for the candidate on Facebook, Twitter, or other social media

	All Reg Voters	Democrats				Ind/Other	Republicans			
		Total Democrats	Clinton Supporters	Sanders Supporters			Total Republicans	Cruz Supporters	Kasich Supporters	Trump Supporters
Unweighted Base	(1,004)	(451)	(218)	(163)	(103)	(399)	(103)	(90)**	(146)	
	%	%	%	%	%	%	%	%	%	
Much More/Somewhat More	7	5	5	4	6	12	22	5	9	
Much more	4	3	4	3	4	6	13	1	5	
Somewhat more	3	1	1	1	1	6	9	4	4	
No difference	43	30	27	27	41	59	55	58	57	
Much Less/Somewhat Less	35	52	55	59	31	15	9	26	17	
Somewhat Less	7	9	8	10	10	4	1	10	2	
Much Less	28	43	47	49	21	11	8	16	15	
Not sure	7	8	7	5	7	7	7	4	10	
Refused/Prefer not to answer	8	6	5	7	16	7	6	6	6	

How important will the candidates' views on global warming be in determining your vote for President this year?

	All Reg Voters	Democrats			Ind/Other	Republicans			
		Total Democrats	Clinton Supporters	Sanders Supporters		Total Republicans	Cruz Supporters	Kasich Supporters	Trump Supporters
Unweighted Base	(1,004)	(451)	(218)	(163)	(103)	(399)	(103)	(90)**	(146)
	%	%	%	%	%	%	%	%	%
The single most important issue	2	4	5	3	1	1	--	4	--
One of several important issues	49	67	70	74	49	30	33	42	30
Not an important issue	37	18	18	15	38	62	65	49	62
Don't know	12	11	7	8	8	8	1	4	8

How important the following issues be when you decide who you will vote for in the 2016 Presidential election?

The economy

	All Reg Voters	Democrats			Ind/Other	Republicans			
		Total Democrats	Clinton Supporters	Sanders Supporters		Total Republicans	Cruz Supporters	Kasich Supporters	Trump Supporters
Unweighted Base	(1,004)	(451)	(218)	(163)	(103)	(399)	(103)	(90)**	(146)
	%	%	%	%	%	%	%	%	%
Very important	74	73	76	72	71	77	83	69	81
Moderately important	17	19	17	21	20	17	15	27	14
Only a little important	2	3	1	3	3	2	1	3	2
Not at all important	1	1	1	1	1	1	--	--	1
Not sure	3	3	3	1	3	2	--	--	2
Refused/Prefer not to answer	2	2	1	1	1	1	1	1	--

How important the following issues be when you decide who you will vote for in the 2016 Presidential election? (Cont'd.)

Terrorism

	All Reg Voters	Democrats			Ind/Other	Republicans			
		Total Democrats	Clinton Supporters	Sanders Supporters		Total Republicans	Cruz Supporters	Kasich Supporters	Trump Supporters
Unweighted Base	(1,004)	(451)	(218)	(163)	(103)	(399)	(103)	(90)**	(146)
	%	%	%	%	%	%	%	%	%
Very important	66	59	64	45	67	75	81	70	81
Moderately important	20	25	25	30	21	14	13	20	9
Only a little important	5	9	5	17	6	2	3	6	2
Not at all important	3	3	2	5	3	2	2	--	1
Not sure	3	2	2	1	2	4	--	3	4
Refused/Prefer not to answer	3	3	2	1	1	2	--	1	2

Health care

	All Reg Voters	Democrats			Ind/Other	Republicans			
		Total Democrats	Clinton Supporters	Sanders Supporters		Total Republicans	Cruz Supporters	Kasich Supporters	Trump Supporters
Unweighted Base	(1,004)	(451)	(218)	(163)	(103)	(399)	(103)	(90)**	(146)
	%	%	%	%	%	%	%	%	%
Very important	62	70	74	72	55	55	59	51	59
Moderately important	26	22	22	22	30	32	28	40	29
Only a little important	6	3	1	3	8	9	10	6	9
Not at all important	2	1	*	1	3	1	1	1	1
Not sure	3	2	2	--	2	2	--	--	2
Refused/Prefer not to answer	2	2	--	1	1	1	1	1	--

How important the following issues be when you decide who you will vote for in the 2016 Presidential election? (Cont'd.)

Social Security

	All Reg Voters	Democrats			Ind/Other	Republicans			
		Total Democrats	Clinton Supporters	Sanders Supporters		Total Republicans	Cruz Supporters	Kasich Supporters	Trump Supporters
Unweighted Base	(1,004)	(451)	(218)	(163)	(103)	(399)	(103)	(90)**	(146)
	%	%	%	%	%	%	%	%	%
Very important	57	64	66	53	61	50	54	41	60
Moderately important	28	24	26	34	24	33	33	45	29
Only a little important	7	6	6	9	7	10	9	10	6
Not at all important	3	1	*	2	4	4	3	3	2
Not sure	3	3	2	1	2	2	--	--	2
Refused/Prefer not to answer	2	2	--	1	1	1	1	1	--

Federal budget deficit

	All Reg Voters	Democrats			Ind/Other	Republicans			
		Total Democrats	Clinton Supporters	Sanders Supporters		Total Republicans	Cruz Supporters	Kasich Supporters	Trump Supporters
Unweighted Base	(1,004)	(451)	(218)	(163)	(103)	(399)	(103)	(90)**	(146)
	%	%	%	%	%	%	%	%	%
Very important	56	47	46	44	57	68	83	57	71
Moderately important	28	35	34	40	19	22	14	29	19
Only a little important	8	10	14	10	10	5	2	7	6
Not at all important	3	3	2	4	7	1	--	4	1
Not sure	3	3	2	1	6	2	--	1	2
Refused/Prefer not to answer	3	2	1	1	2	2	1	1	1

How important the following issues be when you decide who you will vote for in the 2016 Presidential election? (Cont'd.)

Education

	All Reg Voters	Democrats			Ind/Other	Republicans			
		Total Democrats	Clinton Supporters	Sanders Supporters		Total Republicans	Cruz Supporters	Kasich Supporters	Trump Supporters
Unweighted Base	(1,004)	(451)	(218)	(163)	(103)	(399)	(103)	(90)**	(146)
	%	%	%	%	%	%	%	%	%
Very important	55	66	68	65	49	41	39	42	43
Moderately important	29	23	22	26	34	37	39	45	33
Only a little important	8	5	5	3	7	14	14	11	16
Not at all important	3	1	--	2	4	4	8	--	5
Not sure	3	3	3	2	2	3	--	--	3
Refused/Prefer not to answer	2	2	1	1	3	1	1	1	--

Tax reform

	All Reg Voters	Democrats			Ind/Other	Republicans			
		Total Democrats	Clinton Supporters	Sanders Supporters		Total Republicans	Cruz Supporters	Kasich Supporters	Trump Supporters
Unweighted Base	(1,004)	(451)	(218)	(163)	(103)	(399)	(103)	(90)**	(146)
	%	%	%	%	%	%	%	%	%
Very important	47	36	43	44	43	62	63	41	63
Moderately important	30	37	36	36	31	23	27	46	29
Only a little important	11	15	12	11	9	9	7	8	4
Not at all important	5	6	3	3	4	3	1	3	1
Not sure	4	4	3	3	6	2	1	--	2
Refused/Prefer not to answer	4	4	2	3	7	1	1	1	1

How important the following issues be when you decide who you will vote for in the 2016 Presidential election? (Cont'd.)

Immigration reform

	All Reg Voters	Democrats			Ind/Other	Republicans			
		Total Democrats	Clinton Supporters	Sanders Supporters		Total Republicans	Cruz Supporters	Kasich Supporters	Trump Supporters
Unweighted Base	(1,004)	(451)	(218)	(163)	(103)	(399)	(103)	(90)**	(146)
	%	%	%	%	%	%	%	%	%
Very important	47	36	38	34	43	62	69	52	71
Moderately important	30	37	37	35	31	23	25	34	17
Only a little important	11	15	13	19	9	9	3	10	8
Not at all important	5	6	4	7	4	3	2	3	2
Not sure	4	4	3	3	6	2	--	--	2
Refused/Prefer not to answer	4	4	4	2	7	1	1	1	1

Gun control/rights

	All Reg Voters	Democrats			Ind/Other	Republicans			
		Total Democrats	Clinton Supporters	Sanders Supporters		Total Republicans	Cruz Supporters	Kasich Supporters	Trump Supporters
Unweighted Base	(1,004)	(451)	(218)	(163)	(103)	(399)	(103)	(90)**	(146)
	%	%	%	%	%	%	%	%	%
Very important	47	47	38	34	40	49	69	52	71
Moderately important	28	29	37	35	26	28	25	34	17
Only a little important	13	12	13	19	16	13	3	10	8
Not at all important	7	6	4	7	13	6	2	3	2
Not sure	3	2	3	3	3	2	--	--	2
Refused/Prefer not to answer	3	3	4	2	2	1	1	1	1

How important the following issues be when you decide who you will vote for in the 2016 Presidential election? (Cont'd.)

Foreign policy

	All Reg Voters	Democrats			Ind/Other	Republicans			
		Total Democrats	Clinton Supporters	Sanders Supporters		Total Republicans	Cruz Supporters	Kasich Supporters	Trump Supporters
Unweighted Base	(1,004)	(451)	(218)	(163)	(103)	(399)	(103)	(90)**	(146)
	%	%	%	%	%	%	%	%	%
Very important	45	43	54	28	44	50	64	57	56
Moderately important	35	38	32	49	29	35	28	29	28
Only a little important	10	10	6	15	11	9	6	8	9
Not at all important	3	3	3	3	6	1	1	3	2
Not sure	5	4	4	4	6	4	—	—	4
Refused/Prefer not to answer	2	2	—	1	4	1	1	3	1

Income gap between rich and poor

	All Reg Voters	Democrats			Ind/Other	Republicans			
		Total Democrats	Clinton Supporters	Sanders Supporters		Total Republicans	Cruz Supporters	Kasich Supporters	Trump Supporters
Unweighted Base	(1,004)	(451)	(218)	(163)	(103)	(399)	(103)	(90)**	(146)
	%	%	%	%	%	%	%	%	%
Very important	44	63	39	45	34	21	22	20	24
Moderately important	26	27	27	30	26	27	23	40	30
Only a little important	12	4	16	14	12	22	20	21	22
Not at all important	13	1	9	7	19	26	25	16	16
Not sure	3	2	8	3	4	3	7	1	6
Refused/Prefer not to answer	2	2	1	3	4	1	3	1	3

How important the following issues be when you decide who you will vote for in the 2016 Presidential election? (Cont'd.)

Protecting the environment

	All Reg Voters	Democrats			Ind/Other	Republicans			
		Total Democrats	Clinton Supporters	Sanders Supporters		Total Republicans	Cruz Supporters	Kasich Supporters	Trump Supporters
Unweighted Base	(1,004)	(451)	(218)	(163)	(103)	(399)	(103)	(90)**	(146)
	%	%	%	%	%	%	%	%	%
Very important	43	60	64	65	43	20	22	17	25
Moderately important	32	27	27	23	33	39	26	58	34
Only a little important	14	7	6	10	14	23	31	18	22
Not at all important	6	1	*	1	6	13	20	6	14
Not sure	3	3	2	1	2	3	--	--	3
Refused/Prefer not to answer	2	3	*	1	1	1	1	1	1

Improving the nation's roads, bridges, and powerlines (infrastructure)

	All Reg Voters	Democrats			Ind/Other	Republicans			
		Total Democrats	Clinton Supporters	Sanders Supporters		Total Republicans	Cruz Supporters	Kasich Supporters	Trump Supporters
Unweighted Base	(1,004)	(451)	(218)	(163)	(103)	(399)	(103)	(90)**	(146)
	%	%	%	%	%	%	%	%	%
Very important	43	53	57	48	42	32	26	41	42
Moderately important	39	34	32	41	39	46	49	42	40
Only a little important	11	7	7	7	13	14	17	13	13
Not at all important	2	1	*	1	2	3	6	3	3
Not sure	4	4	3	1	2	3	1	--	2
Refused/Prefer not to answer	2	2	--	1	1	1	1	1	1

How important the following issues be when you decide who you will vote for in the 2016 Presidential election? (Cont'd.)

Energy independence

	All Reg Voters	Democrats			Ind/Other	Republicans			
		Total Democrats	Clinton Supporters	Sanders Supporters		Total Republicans	Cruz Supporters	Kasich Supporters	Trump Supporters
Unweighted Base	(1,004)	(451)	(218)	(163)	(103)	(399)	(103)	(90)**	(146)
	%	%	%	%	%	%	%	%	%
Very important	42	46	47	51	42	37	45	31	40
Moderately important	37	35	34	36	34	43	34	48	42
Only a little important	10	10	12	6	7	10	7	14	9
Not at all important	4	2	2	2	9	6	11	6	6
Not sure	5	5	3	3	8	3	1	--	3
Refused/Prefer not to answer	2	2	1	1	1	1	1	1	--

Supreme Court nominations

	All Reg Voters	Democrats			Ind/Other	Republicans			
		Total Democrats	Clinton Supporters	Sanders Supporters		Total Republicans	Cruz Supporters	Kasich Supporters	Trump Supporters
Unweighted Base	(1,004)	(451)	(218)	(163)	(103)	(399)	(103)	(90)**	(146)
	%	%	%	%	%	%	%	%	%
Very important	42	42	50	35	35	46	71	42	50
Moderately important	31	31	25	35	34	33	24	39	27
Only a little important	11	11	10	14	13	11	3	10	11
Not at all important	8	9	8	11	8	5	1	4	8
Not sure	5	4	4	4	7	4	0	3	2
Refused/Prefer not to answer	3	2	2	1	3	2	1	1	2

How important the following issues be when you decide who you will vote for in the 2016 Presidential election? (Cont'd.)

Developing sources of clean energy

	All Reg Voters	Democrats			Ind/Other	Republicans			
		Total Democrats	Clinton Supporters	Sanders Supporters		Total Republicans	Cruz Supporters	Kasich Supporters	Trump Supporters
Unweighted Base	(1,004)	(451)	(218)	(163)	(103)	(399)	(103)	(90)**	(146)
	%	%	%	%	%	%	%	%	%
Very important	37	52	54	55	35	19	19	22	23
Moderately important	35	33	32	33	41	38	31	39	36
Only a little important	15	8	7	8	13	25	27	31	24
Not at all important	7	2	2	1	4	14	19	7	14
Not sure	3	3	3	1	2	3	2	--	3
Refused/Prefer not to answer	3	3	1	1	4	1	1	1	1

Race relations

	All Reg Voters	Democrats			Ind/Other	Republicans			
		Total Democrats	Clinton Supporters	Sanders Supporters		Total Republicans	Cruz Supporters	Kasich Supporters	Trump Supporters
Unweighted Base	(1,004)	(451)	(218)	(163)	(103)	(399)	(103)	(90)**	(146)
	%	%	%	%	%	%	%	%	%
Very important	35	51	57	45	25	19	23	18	19
Moderately important	31	28	23	36	34	36	31	39	36
Only a little important	14	8	7	8	20	22	22	28	22
Not at all important	11	6	6	7	14	17	20	11	18
Not sure	5	4	4	1	3	5	3	--	4
Refused/Prefer not to answer	3	4	2	3	3	2	1	3	1

How important the following issues be when you decide who you will vote for in the 2016 Presidential election? (Cont'd.)

Abortion

	All Reg Voters	Democrats			Ind/Other	Republicans			
		Total Democrats	Clinton Supporters	Sanders Supporters		Total Republicans	Cruz Supporters	Kasich Supporters	Trump Supporters
Unweighted Base	(1,004)	(451)	(218)	(163)	(103)	(399)	(103)	(90)**	(146)
	%	%	%	%	%	%	%	%	%
Very important	34	34	44	31	23	38	55	33	26
Moderately important	24	27	25	30	27	21	13	29	21
Only a little important	15	15	14	16	13	16	14	12	16
Not at all important	17	14	13	18	28	18	11	22	28
Not sure	5	5	2	3	5	4	5	1	3
Refused/Prefer not to answer	5	4	3	2	5	4	3	3	5

Global warming

	All Reg Voters	Democrats			Ind/Other	Republicans			
		Total Democrats	Clinton Supporters	Sanders Supporters		Total Republicans	Cruz Supporters	Kasich Supporters	Trump Supporters
Unweighted Base	(1,004)	(451)	(218)	(163)	(103)	(399)	(103)	(90)**	(146)
	%	%	%	%	%	%	%	%	%
Very important	33	52	51	59	23	13	13	13	18
Moderately important	28	30	33	26	34	26	9	33	29
Only a little important	16	11	9	11	18	22	22	36	16
Not at all important	16	2	2	2	17	34	56	17	34
Not sure	4	3	3	1	7	3	--	--	3
Refused/Prefer not to answer	3	2	1	1	1	2	1	1	1

How important the following issues be when you decide who you will vote for in the 2016 Presidential election? (Cont'd.)

Campaign finance reform

	All Reg Voters	Democrats			Ind/Other	Republicans			
		Total Democrats	Clinton Supporters	Sanders Supporters		Total Republicans	Cruz Supporters	Kasich Supporters	Trump Supporters
Unweighted Base	(1,004)	(451)	(218)	(163)	(103)	(399)	(103)	(90)**	(146)
	%	%	%	%	%	%	%	%	%
Very important	29	37	39	45	31	19	22	20	24
Moderately important	29	29	27	30	34	30	23	40	30
Only a little important	18	15	16	14	17	22	20	21	22
Not at all important	12	8	9	7	9	18	25	16	16
Not sure	8	9	8	3	8	8	7	1	6
Refused/Prefer not to answer	3	2	1	3	1	3	3	1	3

Reforming Wall Street

	All Reg Voters	Democrats			Ind/Other	Republicans			
		Total Democrats	Clinton Supporters	Sanders Supporters		Total Republicans	Cruz Supporters	Kasich Supporters	Trump Supporters
Unweighted Base	(1,004)	(451)	(218)	(163)	(103)	(399)	(103)	(90)**	(146)
	%	%	%	%	%	%	%	%	%
Very important	30	40	42	44	28	18	22	13	27
Moderately important	31	32	33	36	34	31	18	38	31
Only a little important	18	12	9	10	16	27	26	27	25
Not at all important	12	8	9	5	13	16	26	18	12
Not sure	7	6	6	3	8	7	7	3	5
Refused/Prefer not to answer	3	2	*	1	1	1	1	1	--

How important the following issues be when you decide who you will vote for in the 2016 Presidential election? (Cont'd.)

International trade

	All Reg Voters	Democrats			Ind/Other	Republicans			
		Total Democrats	Clinton Supporters	Sanders Supporters		Total Republicans	Cruz Supporters	Kasich Supporters	Trump Supporters
Unweighted Base	(1,004)	(451)	(218)	(163)	(103)	(399)	(103)	(90)**	(146)
	%	%	%	%	%	%	%	%	%
Very important	28	27	28	28	27	31	36	21	41
Moderately important	43	45	48	40	43	43	47	47	37
Only a little important	16	17	13	23	10	16	10	25	12
Not at all important	4	3	3	4	10	3	2	6	6
Not sure	6	6	7	3	8	6	2	--	4
Refused/Prefer not to answer	3	2	--	3	1	1	2	1	--

Same-sex marriage

	All Reg Voters	Democrats			Ind/Other	Republicans			
		Total Democrats	Clinton Supporters	Sanders Supporters		Total Republicans	Cruz Supporters	Kasich Supporters	Trump Supporters
Unweighted Base	(1,004)	(451)	(218)	(163)	(103)	(399)	(103)	(90)**	(146)
	%	%	%	%	%	%	%	%	%
Very important	25	27	33	28	17	26	32	21	19
Moderately important	20	23	22	25	21	18	18	25	19
Only a little important	17	19	17	20	16	14	11	17	14
Not at all important	29	22	20	22	40	35	34	36	41
Not sure	5	5	4	2	2	4	3	--	3
Refused/Prefer not to answer	4	4	3	3	4	3	1	1	4

Support for Action on Global Warming

How willing or unwilling would you be to join a campaign to convince elected officials to take action to reduce global warming?

		Democrats					Republicans			
	All Reg Voters	Total Democrats	Clinton Supporters	Sanders Supporters	Ind/Other	Total Republicans	Cruz Supporters	Kasich Supporters	Trump Supporters	
Unweighted Base	(1,004)	(451)	(218)	(163)	(103)	(399)	(103)	(90)**	(146)	
	%	%	%	%	%	%	%	%	%	
Doing now/Definitely would	10	15	17	22	9	3	--	6	3	
Doing now/Definitely would/Probably would	29	45	47	51	24	11	11	17	16	
Doing Now	2	4	4	5	--	--	--	--	--	
Definitely Would	8	11	12	17	9	3	--	6	3	
Probably Would	19	30	30	29	16	8	11	11	13	
Definitely would not/Probably would not	41	26	25	22	48	61	77	61	48	
Probably would not	21	20	21	15	23	24	20	36	15	
Definitely would not	20	6	4	7	24	37	57	26	33	
Not sure	22	22	21	23	17	20	8	16	27	
Refused/Prefer not to answer	8	7	7	5	11	8	3	6	9	

How much do you support or oppose the following policies?

Fund more research into renewable energy sources, such as solar and wind power.

	All Reg Voters	Democrats			Ind/Other	Republicans			
		Total Democrats	Clinton Supporters	Sanders Supporters		Total Republicans	Cruz Supporters	Kasich Supporters	Trump Supporters
Unweighted Base	(1,004)	(451)	(218)	(163)	(103)	(399)	(103)	(90)**	(146)
	%	%	%	%	%	%	%	%	%
Strongly/Somewhat support	84	91	91	93	87	75	64	86	76
Strongly support	43	57	60	64	45	25	21	31	27
Somewhat support	41	34	30	29	42	50	43	56	50
Strongly/Somewhat oppose	15	8	8	6	13	24	34	14	24
Somewhat oppose	8	4	5	4	9	13	16	7	13
Strongly oppose	7	4	3	2	4	11	18	7	11

Provide tax rebates for people who purchase energy-efficient vehicles or solar panels.

	All Reg Voters	Democrats			Ind/Other	Republicans			
		Total Democrats	Clinton Supporters	Sanders Supporters		Total Republicans	Cruz Supporters	Kasich Supporters	Trump Supporters
Unweighted Base	(1,004)	(451)	(218)	(163)	(103)	(399)	(103)	(90)**	(146)
	%	%	%	%	%	%	%	%	%
Strongly/Somewhat support	81	91	92	94	84	70	59	80	70
Strongly support	36	49	52	53	31	23	19	24	24
Somewhat support	44	42	39	41	53	48	40	56	46
Strongly/Somewhat oppose	19	8	7	6	16	29	40	18	30
Somewhat oppose	11	4	4	5	11	15	14	14	14
Strongly oppose	8	4	3	1	4	13	26	4	16

How much do you support or oppose the following policies? (Cont'd.)

Regulate carbon dioxide (the primary greenhouse gas) as a pollutant.

	All Reg Voters	Democrats				Ind/Other	Republicans			
		Total Democrats	Clinton Supporters	Sanders Supporters			Total Republicans	Cruz Supporters	Kasich Supporters	Trump Supporters
Unweighted Base	(1,004)	(451)	(218)	(163)	(103)	(399)	(103)	(90)**	(146)	
	%	%	%	%	%	%	%	%	%	
Strongly/Somewhat support	75	88	91	87	78	61	47	74	62	
Strongly support	31	42	43	46	34	16	13	18	24	
Somewhat support	44	45	48	40	44	44	34	56	38	
Strongly/Somewhat oppose	24	11	8	13	22	38	51	26	38	
Somewhat oppose	13	7	5	11	15	19	18	18	22	
Strongly oppose	10	4	3	3	8	18	33	8	16	

Require fossil fuel companies to pay a carbon tax and use the money to reduce other taxes (such as income tax) by an equal amount.

	All Reg Voters	Democrats				Ind/Other	Republicans			
		Total Democrats	Clinton Supporters	Sanders Supporters			Total Republicans	Cruz Supporters	Kasich Supporters	Trump Supporters
Unweighted Base	(1,004)	(451)	(218)	(163)	(103)	(399)	(103)	(90)**	(146)	
	%	%	%	%	%	%	%	%	%	
Strongly/Somewhat support	68	86	85	88	66	47	27	53	51	
Strongly support	25	35	37	46	29	13	5	14	17	
Somewhat support	43	50	48	42	37	35	23	39	34	
Strongly/Somewhat oppose	31	13	14	11	34	51	69	47	49	
Somewhat oppose	17	9	11	9	16	25	24	29	22	
Strongly oppose	14	4	3	3	19	26	45	18	28	

How much do you support or oppose the following policies? (Cont'd.)

Expand offshore drilling for oil and natural gas off the U.S. coast.

	All Reg Voters	Democrats				Ind/Other	Republicans			
		Total Democrats	Clinton Supporters	Sanders Supporters	Total Republicans		Cruz Supporters	Kasich Supporters	Trump Supporters	
Unweighted Base	(1,004)	(451)	(218)	(163)	(103)	(399)	(103)	(90)**	(146)	
	%	%	%	%	%	%	%	%	%	
Strongly/Somewhat support	58	42	42	35	57	78	85	67	75	
Strongly support	20	10	13	6	9	36	46	16	43	
Somewhat support	38	32	29	29	48	42	39	51	32	
Strongly/Somewhat oppose	41	57	57	65	43	21	12	33	25	
Somewhat oppose	24	29	33	28	24	16	8	23	18	
Strongly oppose	17	28	24	37	19	4	4	10	7	

How much do you support or oppose the following policy? Set strict carbon dioxide emission limits on existing coal-fired power plants to reduce global warming and improve public health. Power plants would have to reduce their emissions and/or invest in renewable energy and energy efficiency. The cost of electricity to consumers and companies would likely increase.

	All Reg Voters	Democrats				Ind/Other	Republicans			
		Total Democrats	Clinton Supporters	Sanders Supporters	Total Republicans		Cruz Supporters	Kasich Supporters	Trump Supporters	
Unweighted Base	(1,004)	(451)	(218)	(163)	(103)	(399)	(103)	(90)**	(146)	
	%	%	%	%	%	%	%	%	%	
Strongly/Somewhat support	70	88	87	90	67	48	36	61	50	
Strongly support	24	40	45	43	18	8	6	15	10	
Somewhat support	45	49	41	47	49	40	30	45	40	
Strongly/Somewhat oppose	29	11	13	10	32	50	61	39	49	
Somewhat oppose	17	8	10	9	19	26	21	28	25	
Strongly oppose	12	2	2	1	13	24	40	11	24	

The United States should reduce its greenhouse gas emissions...

	All Reg Voters	Democrats			Ind/Other	Republicans			
		Total Democrats	Clinton Supporters	Sanders Supporters		Total Republicans	Cruz Supporters	Kasich Supporters	Trump Supporters
Unweighted Base	(1,004)	(451)	(218)	(163)	(103)	(399)	(103)	(90)**	(146)
	%	%	%	%	%	%	%	%	%
Regardless of what other countries do	65	80	76	90	67	47	40	61	49
Only if other industrialized countries (such as England, Germany, and Japan) reduce their emissions	3	3	4	2	2	4	1	7	2
Only if other industrialized countries and developing countries (such as China, India, and Brazil) reduce their emissions	9	4	6	3	3	16	14	13	20
The U.S. should not reduce its emissions	7	1	--	1	7	15	34	3	12
Don't know	17	13	13	5	21	47	11	17	17

Appendix II: Survey Method

The data in this report are based on a nationally representative survey of 1,004 American adults, aged 18 and older, who are registered to vote. The survey was conducted March 18–31, 2016. All questionnaires were self-administered by respondents in a web-based environment. The survey took, on average, about 26 minutes to complete.

The sample was drawn from GfK's KnowledgePanel[®], an online panel of members drawn using probability sampling methods. Prospective members are recruited using a combination of random digit dial and address-based sampling techniques that cover virtually all (non-institutional) resident phone numbers and addresses in the United States. Those contacted who would choose to join the panel but do not have access to the Internet are loaned computers and given Internet access so they may participate.

The sample therefore includes a representative cross-section of American adults – irrespective of whether they have Internet access, use only a cell phone, etc. Key demographic variables were weighted, post survey, to match US Census Bureau norms.

The survey instrument was designed by Anthony Leiserowitz, Geoff Feinberg, and Seth Rosenthal of Yale University, and Edward Maibach and Connie Roser-Renouf of George Mason University.

Margins of error

All samples are subject to some degree of sampling error – that is, statistical results obtained from a sample can be expected to differ somewhat from results that would be obtained if every member of the target population was interviewed. Average margins of error, at the 95% confidence level, are as follows:

- Total Americans registered to vote: Plus or minus 3 percentage points.
- Democrats including leaners: Plus or minus 5 points.
- Independents excluding leaners: Plus or minus 10 points.
- Republicans including leaners: Plus or minus 5 points.
- Hillary Clinton supporters: Plus or minus 7 points.
- Bernie Sanders supporters: Plus or minus 8 points.
- Ted Cruz supporters: Plus or minus 10 points.
- John Kasich supporters: Plus or minus 10 points.
- Donald Trump supporters: Plus or minus 8 points.

Rounding error

For tabulation purposes, percentage points are rounded off to the nearest whole number. As a result, percentages in a given chart may total slightly higher or lower than 100%. Summed response categories (e.g., “strongly support” + “somewhat support”) are also rounded.

Appendix III: Demographics

Registered Voters

	N (unweighted)	% (weighted)
Total	1,004	100
Men	494	48
Women	510	52
Millennial (18-34)	181	24
Generation X (35-50)	224	25
Baby Boomer (51-69)	436	39
WWII (70+)	163	13
Less than high school	51	9
High school graduate	234	26
Some college/Associate degree/Technical degree	316	31
College graduate	222	19
Post graduate	181	15
<\$25K	132	13
\$25K - <\$50K	200	20
\$50K - <\$75K	199	19
\$75K - <\$100K	140	15
\$100K - <\$125K	148	15
\$125K+	185	18
Hispanic	99	14
White, non-Hispanic	767	69
Black, African-American non-Hispanic	89	11
Other non-Hispanic	49	6
Northeast	178	18
Midwest	265	22
South	335	37
West	226	23

Total Sample

	N (unweighted)	% (weighted)
Total	1,204	100
Men	593	48
Women	611	52
Millennial (18-34)	259	29
Generation X (35-50)	279	25
Baby Boomer (51-69)	491	35
WWII (70+)	175	11
Less than high school	84	12
High school graduate	319	30
Some college/Associate degree/Technical degree	361	28
College graduate	248	17
Post graduate	192	13
<\$25K	195	17
\$25K - <\$50K	249	21
\$50K - <\$75K	233	18
\$75K - <\$100K	167	15
\$100K - <\$125K	165	14
\$125K+	195	15
Hispanic	133	15
White, non-Hispanic	888	65
Black, African-American non-Hispanic	111	12
Other non-Hispanic	72	8
Northeast	212	18
Midwest	305	21
South	403	37
West	284	24

Candidate Supporters (Registered Voters)

	Clinton supporters (N = 218) %	Sanders supporters (N = 163) %	Cruz supporters (N = 103) %	Kasich supporters (N = 90) %	Trump supporters (N = 146) %
Men	36	56	60	53	55
Women	64	44	40	47	45
Millennial (18-34)	23	41	9	28	9
Generation X (35-50)	20	30	31	23	26
Baby Boomer (51-69)	44	25	39	35	46
WWII (70+)	13	5	20	14	19
Less than high school	8	9	10	1	8
High school graduate	24	22	19	20	39
Some college/Associate degree/Technical degree	30	34	35	24	30
College graduate	19	19	14	34	15
Post graduate	20	16	22	21	9
<\$25K	15	12	6	7	13
\$25K - <\$50K	23	19	24	14	24
\$50K - <\$75K	12	22	20	23	17
\$75K - <\$100K	15	13	15	22	21
\$100K - <\$125K	19	14	16	10	12
\$125K+	15	21	20	25	13
Hispanic	21	20	9	6	8
White, non-Hispanic	46	67	88	83	91
Black, African-American	23	8	2	3	--
Other non-Hispanic	10	5	1	9	1
Northeast	22	23	8	17	17
Midwest	21	23	16	30	22
South	30	26	60	34	44
West	27	28	17	20	16

Candidate Supporters (Registered Voters) Cont'd.

	Clinton supporters (N = 218) %	Sanders supporters (N = 163) %	Cruz supporters (N = 103) %	Kasich supporters (N = 90) %	Trump supporters (N = 146) %
Democrat	86	58	3	4	7
Democratic-leaning Independent/Other	8	27	--	3	1
Non-leaning Independent/Other	3	5	7	18	6
Republican-leaning Independent/Other	*	1	13	15	14
Republican	1	3	76	60	72
No party/Not interested in politics	1	5	--	--	1
Very liberal	19	23	--	--	1
Somewhat liberal	39	34	2	8	6
Moderate, middle of the road	32	33	19	41	40
Somewhat conservative	7	8	33	44	35
Very conservative	2	1	44	7	19
Catholic	31	13	13	24	29
Protestant (non-Evangelical)	22	9	13	22	17
Evangelical/Born-Again	15	12	62	31	31
Other Christian	2	6	7	7	7
Other, non-Christian	7	9	--	--	2
Agnostic/Atheist	13	32	2	8	5
None of the above	9	19	3	8	8
<i>Attend religious services...</i>					
More than once a week	8	3	28	8	9
Once a week	19	12	31	32	23
Once or twice a month	6	5	4	10	11
A few times a year	19	10	12	20	16
Once a year or less often	24	20	8	24	13
Never	25	51	15	6	28

